



[Subscribe: COVID-19 updates](#)

Sign up to receive email or mobile alerts when this data is updated, as well as other periodic COVID-19 updates.

Data is for cases that were tested and returned positive. Numbers are cumulative since Jan. 20, 2020. All data are preliminary and may change as cases are investigated.

Not all suspected cases of COVID-19 are tested, so this data is not representative of the total number of people in Minnesota who have or had COVID-19.

Updated April 7, 2020

Updated daily at 11 a.m., with data current as of 4 p.m. the previous day.

Dates provided are those when the case, hospitalization, or death was first posted in this situation report.

Testing

Total approximate number of completed tests: 29,260

- Total approximate number of completed tests from the MDH Public Health Lab: 8,922
- Total approximate number of completed tests from external laboratories: 20,338

Minnesota Case Information

- Total positive: 1,069
 - Patients who no longer need to be isolated: 549

[Guidance Library](#)

Related Topics

[Behavioral Health ar](#)
[COVID-19](#)

[Infectious Respirator](#)
[Illness](#)

[2019 Novel Coronavi](#)

(Hmong)

[Koronafayraska Cusidee 2019](#)

(Somali)

[Enfermedad del Coronavirus 2019](#)

(COVID-19)

(Spanish)

[American Sign Language \(ASL\) Video](#)

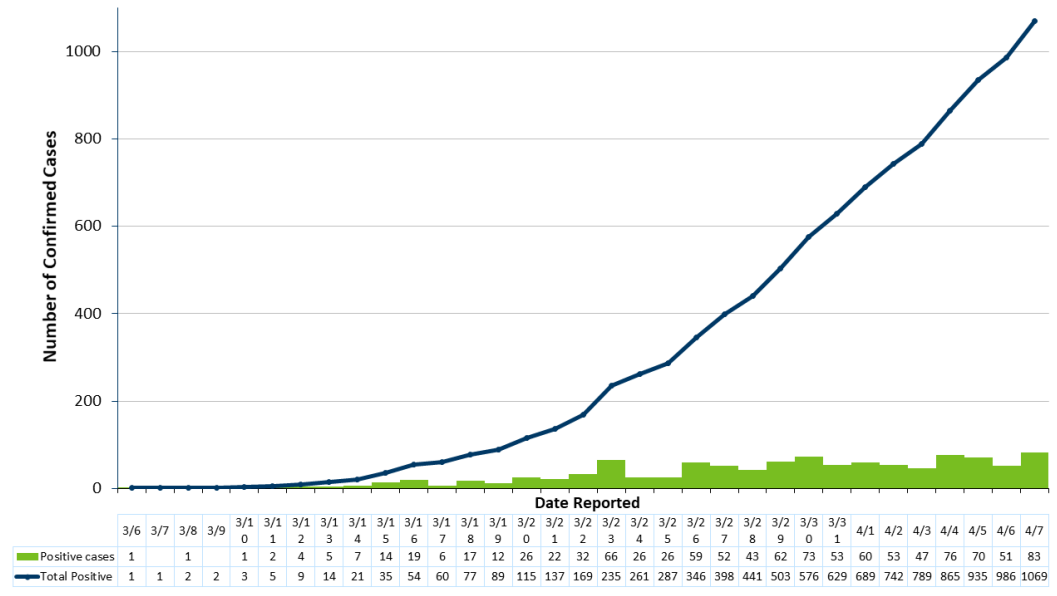
COVID-19 Hotline:
Interpreters available

Health questions:
651-201-3920 or 1-800-657-3903
7 a.m. to 7 p.m.

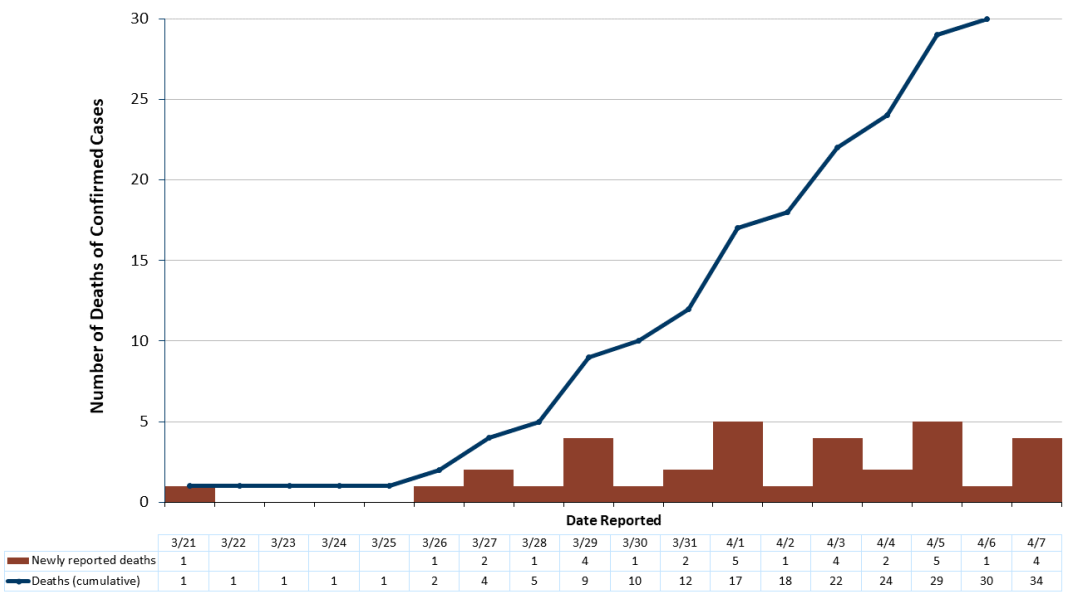
Schools and child care questions:
651-297-1304 or 1-800-657-3504
7 a.m. to 7 p.m.

Contact us:

If you have questions or comments about this page, use our [IDEPC Comment Form](#) or call 651-201-5414 for the MDH [Infectious Disease Epidemiology, Prevention Control Division](#).

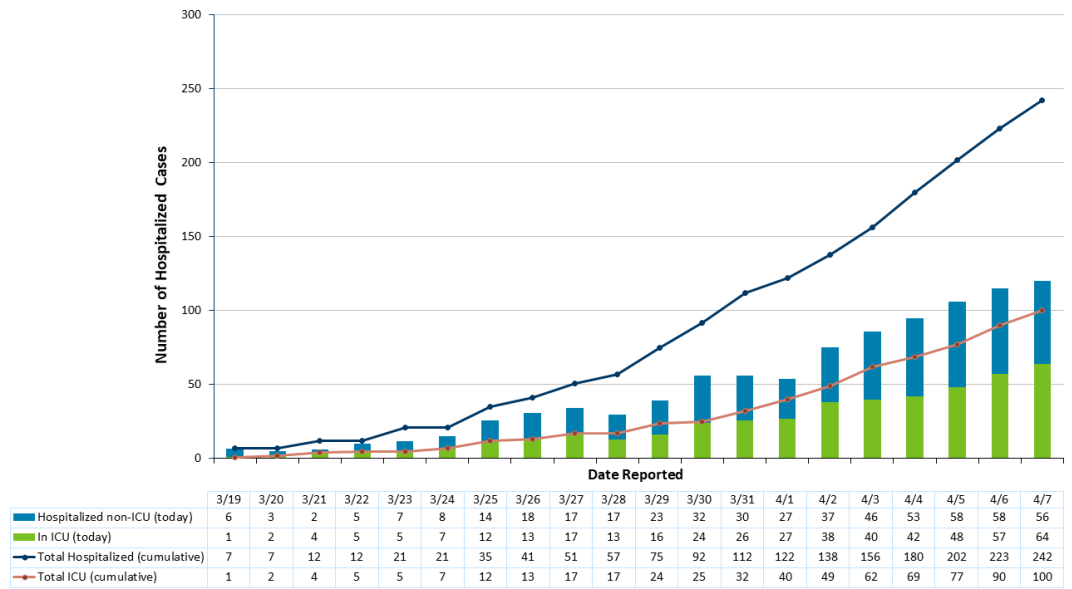


Total deaths: 34



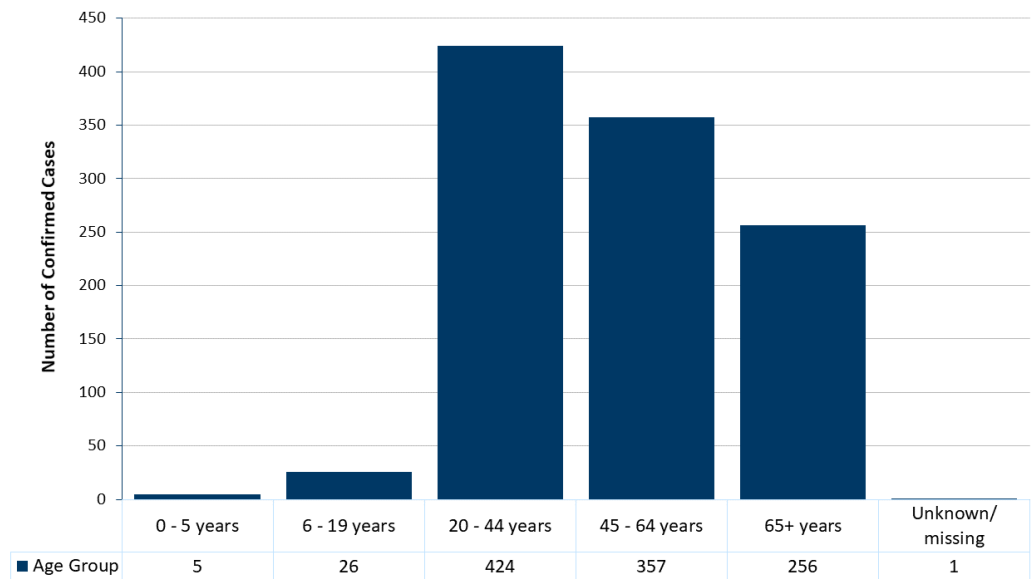
Hospitalization

- Total cases requiring hospitalization: 242
 - Hospitalized as of today: 120
 - Hospitalized in ICU as of today: 64



Demographics

Age

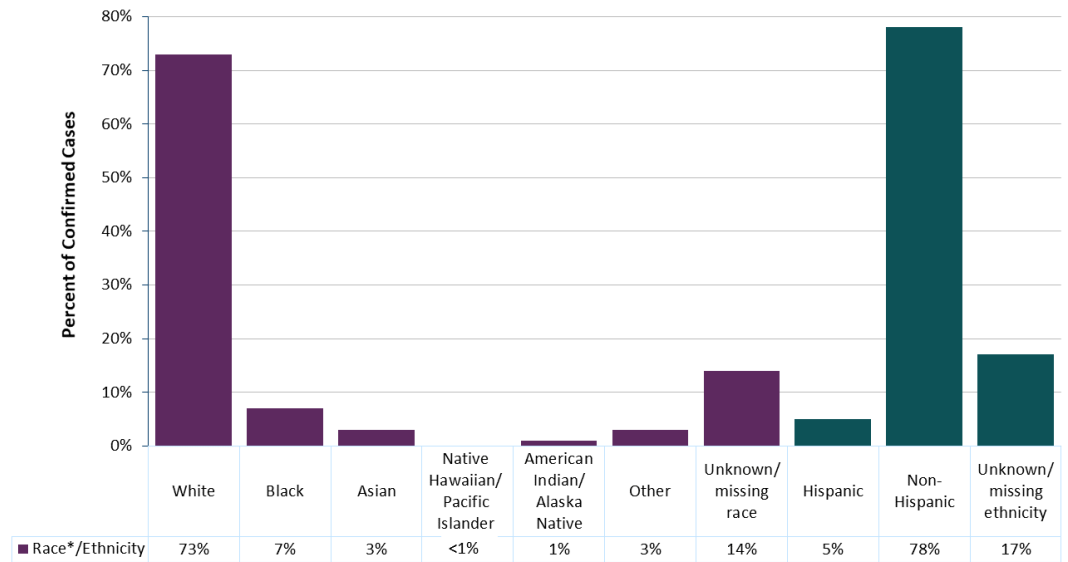


	Median Age	Age Range
All cases	50	4 months - 104 years
Non-hospitalized cases	43	4 months - 104 years
Hospitalized cases	63	6 - 98 years
Hospitalized cases in ICU	65	25 - 95 years
Deaths	86	58 - 100 years

Gender

- 51% female, 49% male, 0% other

Race & Ethnicity

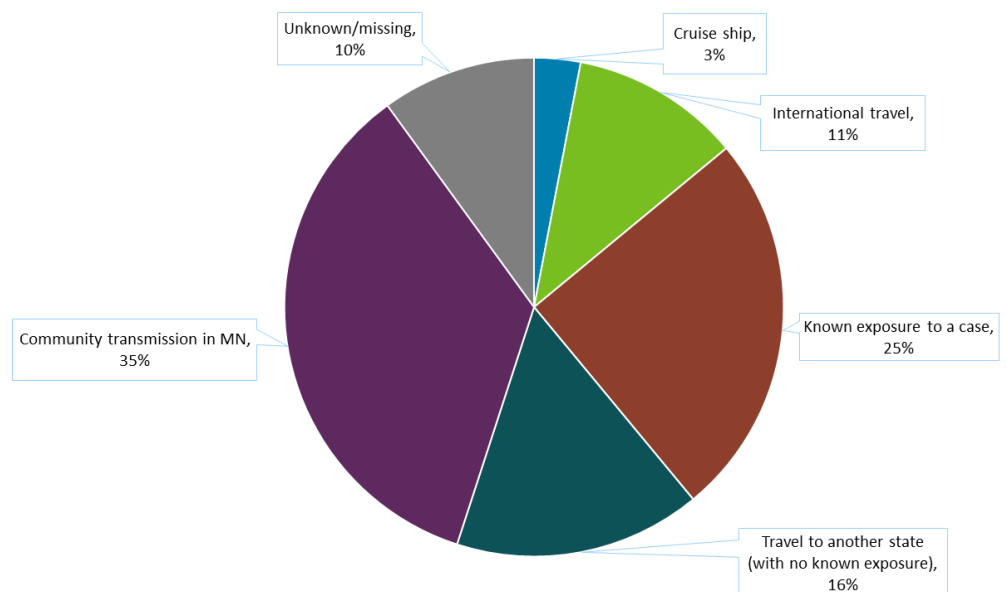


*Cases can have more than one race

Race	Percent of Cases	Percent of Deaths
White	73%	82%
Black	7%	0%
Asian	3%	3%
Native Hawaiian/ Pacific Islander	<1%	0%
American Indian/ Alaska Native	1%	0%
Other	3%	0%
Unknown/missing	14%	15%
Ethnicity	Percent of Cases	Percent of Deaths
Hispanic	5%	3%
Non-Hispanic	78%	79%
Unknown/missing	17%	18%

Cases can have more than one race.

Likely Exposure



Likely Exposure	Percent of Cases
-----------------	------------------

Cruise ship	3%
International travel	11%
Known exposure to a case	25%
Travel to another state (with no known exposure)	16%
Community transmission in MN	35%
Unknown/missing	10%

Cases by County of Residence

County of residence is confirmed during the case interview. At the time of this posting not all interviews have been completed. The data on this map may not equal the total number of reported positive cases.

County	Cases	Deaths
Anoka	42	0
Beltrami	6	0
Benton	1	0
Big Stone	1	0
Blue Earth	22	0
Brown	7	0
Carlton	13	0
Carver	10	0
Cass	3	0
Chisago	5	1
Clay	19	0
Clearwater	2	0
Cottonwood	5	0
Crow Wing	9	0
Dakota	71	3

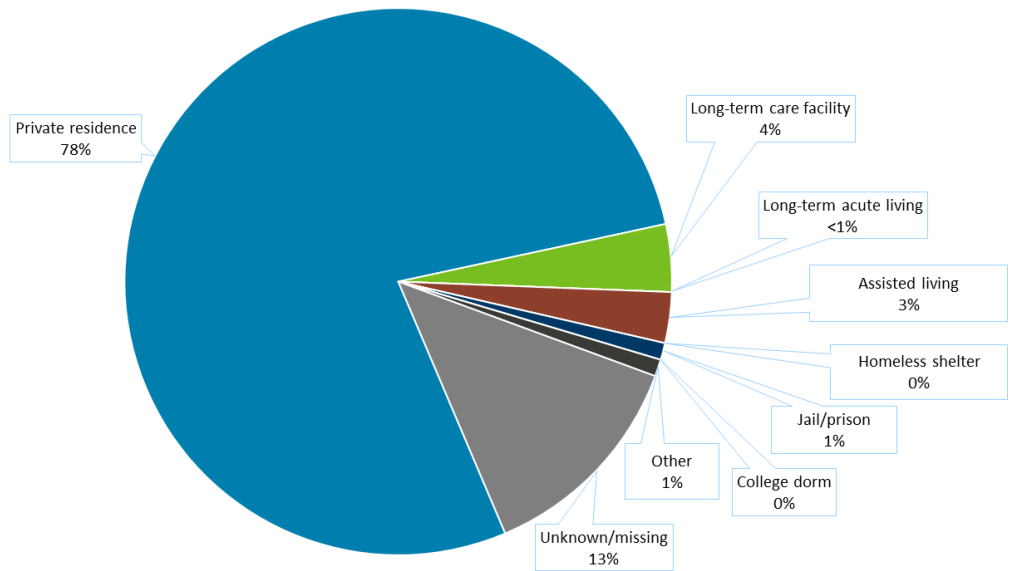
Dodge	11	0
Douglas	1	0
Faribault	3	0
Fillmore	10	0
Freeborn	14	0
Goodhue	12	0
Hennepin	310	16
Houston	1	0
Isanti	4	0
Itasca	2	0
Jackson	1	0
Kandiyohi	2	0
Koochiching	1	0
Lac qui Parle	1	0
Le Sueur	20	0
Lincoln	2	0
Lyon	4	0
Mahnomen	1	0
Martin	34	4
McLeod	1	0
Meeker	1	0
Mower	18	0
Murray	1	0
Nicollet	4	0
Olmsted	103	2
Otter Tail	2	0
Pipestone	1	0
Polk	1	0
Ramsey	101	3
Redwood	1	0
Renville	2	0
Rice	4	0
Roseau	1	0
Scott	16	1
Sherburne	10	0
Sibley	1	0
St. Louis	17	0
Stearns	6	0
Steele	8	0
Swift	1	0
Traverse	2	0
Wabasha	6	0

Waseca	3	0
Washington	68	1
Watsonwan	4	0
Wilkin	2	0
Winona	16	3
Wright	12	0
Yellow Medicine	1	0

We will not release specific locations for any patients being tested in order to protect patient privacy.

Choosing a county on the interactive map above will provide the case count, the legend is located in the upper left. This map will not work if your browser is in compatibility mode.

Residence Type



Residence Type	Percent of Cases
Private residence	78%
Long-term care facility	4%
Long-term acute living	<1%
Assisted living	3%
Homeless shelter	0%
Jail/prison	1%
College dorm	0%
Other	1%
Unknown/missing	13%

Congregate Care Facilities with Outbreaks, by County

Outbreak is defined as 1 or more resident(s) or staff with laboratory-confirmed COVID-19.

County	Facility
Anoka	Homestead at Anoka
Clay	Eventide Lutheran Home

Crow Wing	Minnesota Teen Challenge
Dakota	Brookdale West St. Paul
Dakota	Inverwood Senior Living
Faribault	Friendship Court
Freeborn	Fountain Centers
Hennepin	Benedictine Health Center of Minneapolis
Hennepin	Catholic Eldercare on Main
Hennepin	Heritage of Edina Inc
Hennepin	Presbyterian Homes of Bloomington
Hennepin	Sholom Home West
Hennepin	Sunrise of Edina
Hennepin	The Glenn Minnetonka
Hennepin	The Sanctuary at Brooklyn Center
Hennepin	The Villa at Bryn Mawr
Hennepin	The Waters of Edina
Hennepin	Vernon Terrace
Hennepin	Walker Methodist Health Center
Koochiching	Good Samaritan Society -International Falls
Martin	Temperance Lake Ridge
Olmsted	Rochester East Health Services
Olmsted	Rochester Rehabilitation and Living Center
Ramsey	Cherrywood Pointe of Roseville LLC
Ramsey	Presbyterian Homes of Arden Hills
Ramsey	The Estates at Roseville LLC
Ramsey	The Waters of White Bear Lake
St. Louis	Superior View Apartments
Washington	Saint Therese of Woodbury
Washington	Stonecrest
Washington	The Encore at Mahtomedi
Washington	The Gables of Boutwells Landing
Wilkin	St. Francis Home
Winona	Sauer Health Care
Wright	Riverview Landing

Only facilities with 10 or more total residents will be listed.

- [Minnesota COVID-19 Public Dashboard](#)
- [Minnesota's COVID-19 Response and Preparation Capacity](#)
- [CDC: Coronavirus Disease 2019 \(COVID-19\) Cases in the U.S.](#)

[Individual & Family Health](#)

[Health Care Facilities, Providers
& Insurance](#)

[Data, Statistics and Legislation](#)

[Diseases & Conditions](#)

[Healthy Communities, Environment
& Workplaces](#)

[About MDH](#)

[Locations & Directions](#)

[Comments & Questions](#)

[Privacy Statement & Disclaimer](#)

[Equal Opportunity](#)

651-201-5000 Phone
888-345-0823 Toll-free

Information on this website is available in alternative formats upon request.

