

Situation Update for Coronavirus Disease 2019 (COVID-19)

[Subscribe: COVID-19 updates](#)

Sign up to receive email or mobile alerts when this data is updated, as well as other periodic COVID-19 updates.

Data is for cases that were tested and returned positive. Numbers are cumulative since Jan. 20, 2020. All data are preliminary and may change as cases are investigated.

Not all suspected cases of COVID-19 are tested, so this data is not representative of the total number of people in Minnesota who have or had COVID-19.

Updated April 10, 2020
Updated daily at 11 a.m., with data current as of 4 p.m. the previous day.

Dates provided are those when the case, hospitalization, or death was first posted in this situation report.

- On this page:
- [Testing](#)
 - [Minnesota Case Overview](#)
 - [Hospitalization](#)
 - [Case Demographics](#)
 - [Care Facilities](#)

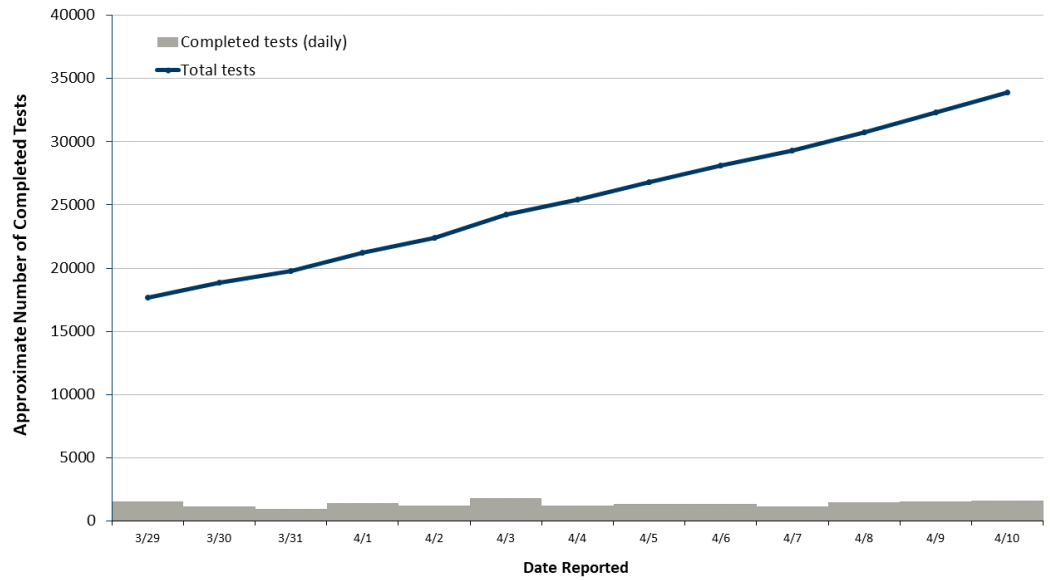
[Expand All](#) [Contract All](#)

Testing

Total approximate number of completed tests: 33,894

- Total approximate number of completed tests from the MDH Public Health Lab: 9,185
- Total approximate number of completed tests from external laboratories: 24,709

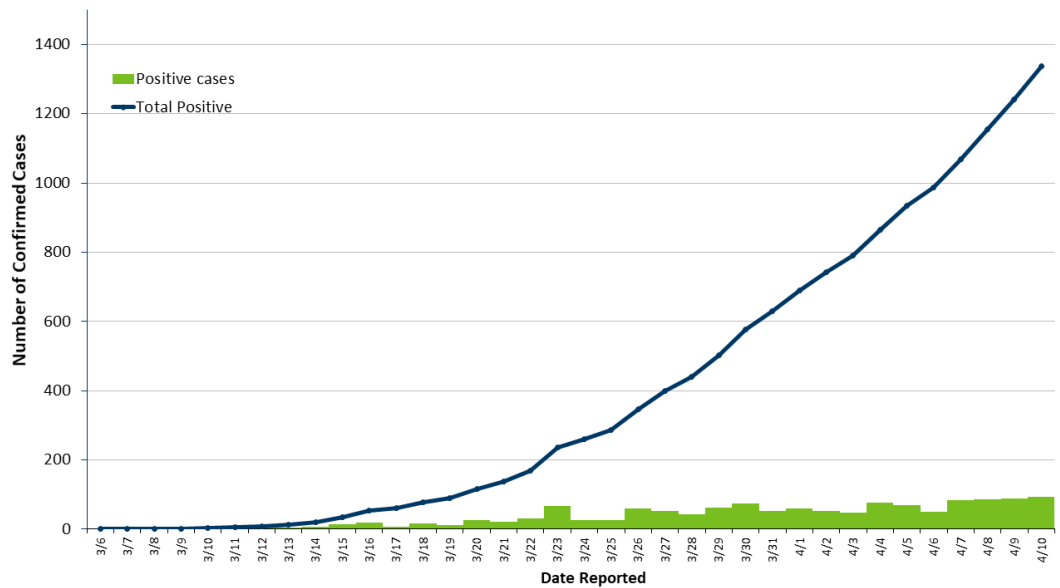
Infectious Respirator
Illness



[Testing data table](#)

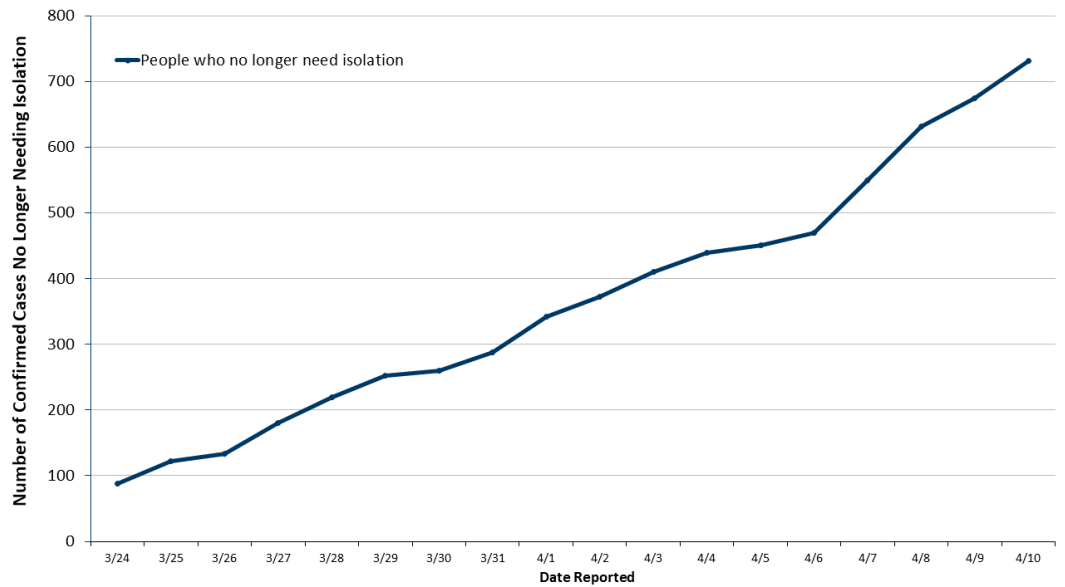
Minnesota Case Overview

Total positive: 1,336



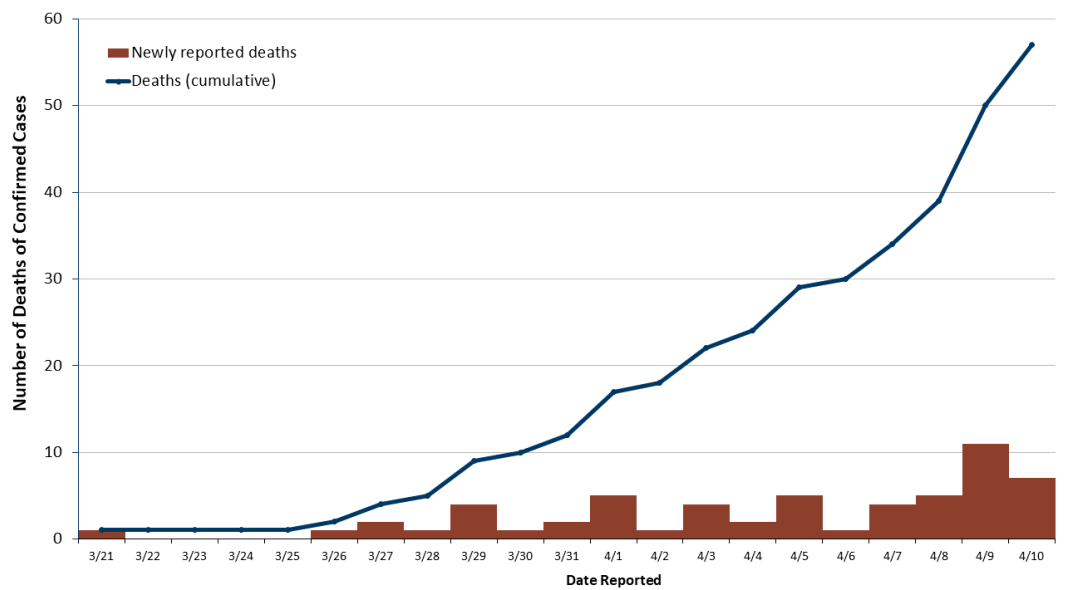
[Positive case data table](#)

- Patients no longer needing isolation: 732



[No longer needing isolation data table](#)

▪ Deaths: 57

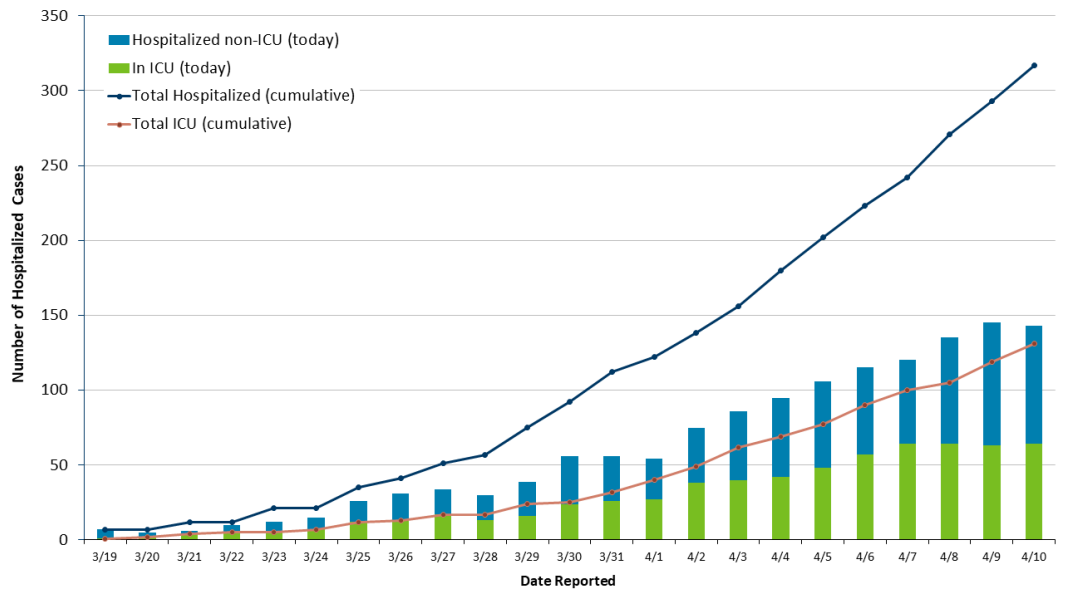


[Deaths data table](#)

Hospitalization

Total cases requiring hospitalization: 317

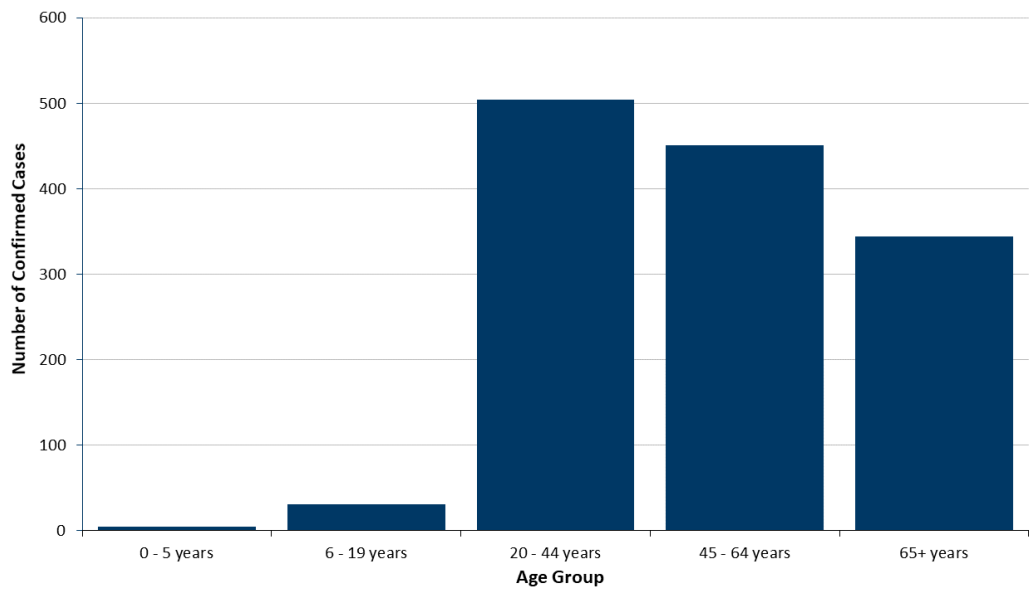
- Hospitalized as of today: 143
 - Hospitalized in ICU as of today: 64





[Hospitalization data table](#) 

Case Demographics

Age



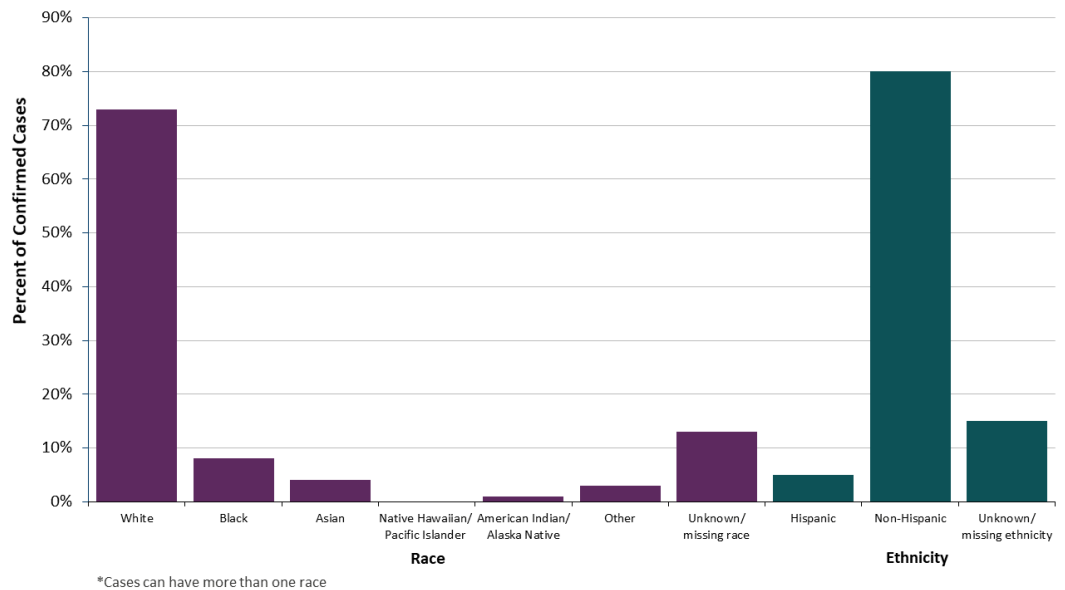
[Age group data table](#) 

[More age data: Age median and range \(all cases, non-hospitalized, hospitalized and deaths\)](#) 

Gender

- 52% female, 48% male, 0% other

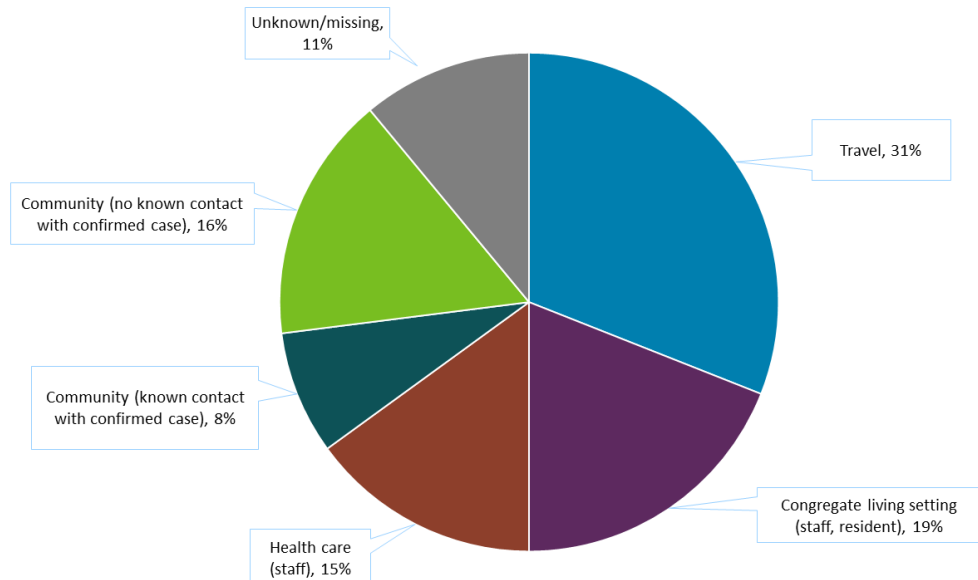
Race & Ethnicity



[Race and ethnicity data table:
Including race and ethnicity of deaths](#)

Cases can have more than one race.

Likely Exposure



[Likely exposure data table](#)

Cases by County of Residence

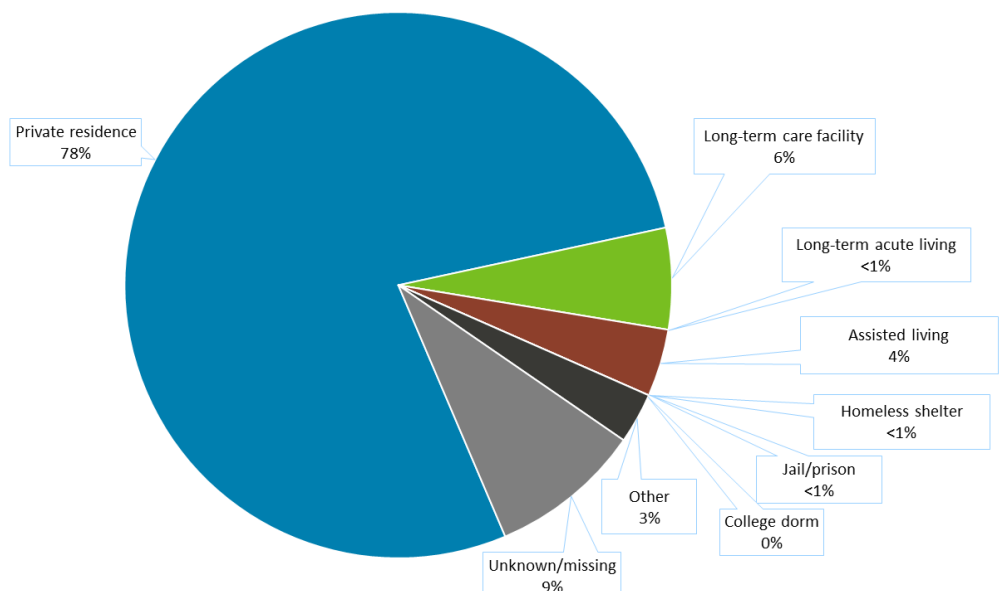
County of residence is confirmed during the case interview. At the time of this posting not all interviews have been completed. The data on this map may not equal the total number of reported positive cases.

[County of residence data table:
Including county of residence of deaths](#) 

[More about location data](#) 

[How to use the interactive map](#) 

Residence Type



[Residence type data table](#)



Care Facilities

[Congregate Care Facilities with Exposures, by County](#)



- [Minnesota COVID-19 Public Dashboard](#)
- [Minnesota's COVID-19 Response and Preparation Capacity](#)
- [CDC: Coronavirus Disease 2019 \(COVID-19\) Cases in the U.S.](#)
- [Minnesota COVID-19 Modeling](#)



COVID-19 information in other languages:

[2019 Novel Coronavirus \(Hmong\)](#)

[Koronafayraska Cusub ee 2019 \(Somali\)](#)

[Enfermedad del Coronavirus 2019 \(COVID-19\) \(Spanish\)](#)

[American Sign Language \(ASL\) Videos](#)

COVID-19 Hotlines:

Interpreters available

Health questions:
651-201-3920 or 1-800-657-3903
7 a.m. to 7 p.m.

Schools and child care questions:
651-297-1304 or 1-800-657-3504
7 a.m. to 7 p.m.

Contact us:

If you have questions or comments about this page, use our [IDEPC Comment Form](#) or call 651-201-5414 for the MDH [Infectious Disease Epidemiology, Prevention and Control Division](#).

Individual & Family Health

Health Care Facilities, Providers & Insurance

Data, Statistics and Legislation

Diseases & Conditions

Healthy Communities, Environment & Workplaces

About MDH

Locations & Directions

Comments & Questions

Privacy Statement & Disclaimer

Equal Opportunity

651-201-5000 Phone
888-345-0823 Toll-free

Information on this website is available in alternative formats upon request.

