

[Subscribe: COVID-19 updates](#)

Sign up to receive email or mobile alerts when this data is updated, as well as other periodic COVID-19 updates.

Updated May 16, 2020

Updated daily at 11 a.m., with data current as of 4 p.m. the previous day.

Data is for cases that were tested and returned positive. All data are preliminary and may change as cases are investigated. Many data points are collected during case interviews. Data presented below are for all cases, regardless of interview status. Data for cases pending interview may be listed as “unknown/missing”.

Not all suspected cases of COVID-19 are tested, so this data is not representative of the total number of people in Minnesota who have or had COVID-19. Cumulative numbers are since Jan. 20, 2020.

On this page:

[Daily Update](#)

[Testing](#)

[Minnesota Case Overview](#)

[Hospitalization](#)

[Case Demographics](#)

[Likely Exposure](#)

[Residence](#)

[Weekly Report](#)

[Care Facilities](#)

[Expand All](#) [Contract All](#)

Guidance Library

Related Topics

Supporting Mental Well-being During COVID-19

COVID-19 Research

Studies in Minnesota

Infectious Respiratory

Daily Update:

Because all data are preliminary, the change in number of cumulative positive cases and deaths from one day to the next may not equal the newly reported cases or deaths.

5/16/2020

14,969 Total positive (cumulative)	
740 Newly reported cases	17 Newly reported deaths

[Newly reported cases detail](#)



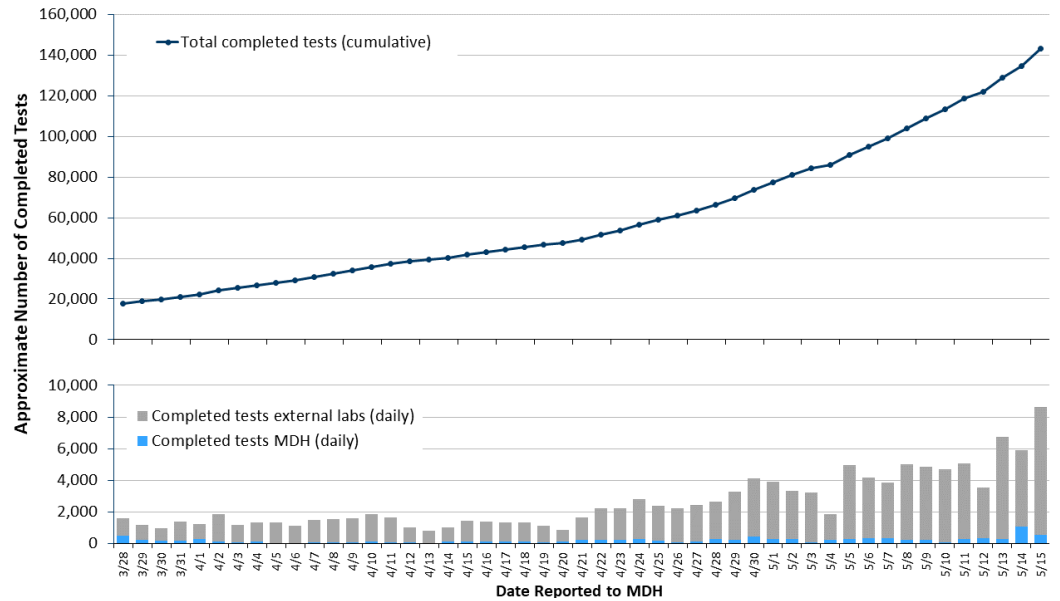
[Newly reported deaths detail](#)



Testing

Total approximate number of completed tests: 143,281

- Total approximate number of completed tests from the MDH Public Health Lab: 17,507
- Total approximate number of completed tests from external laboratories: 125,774

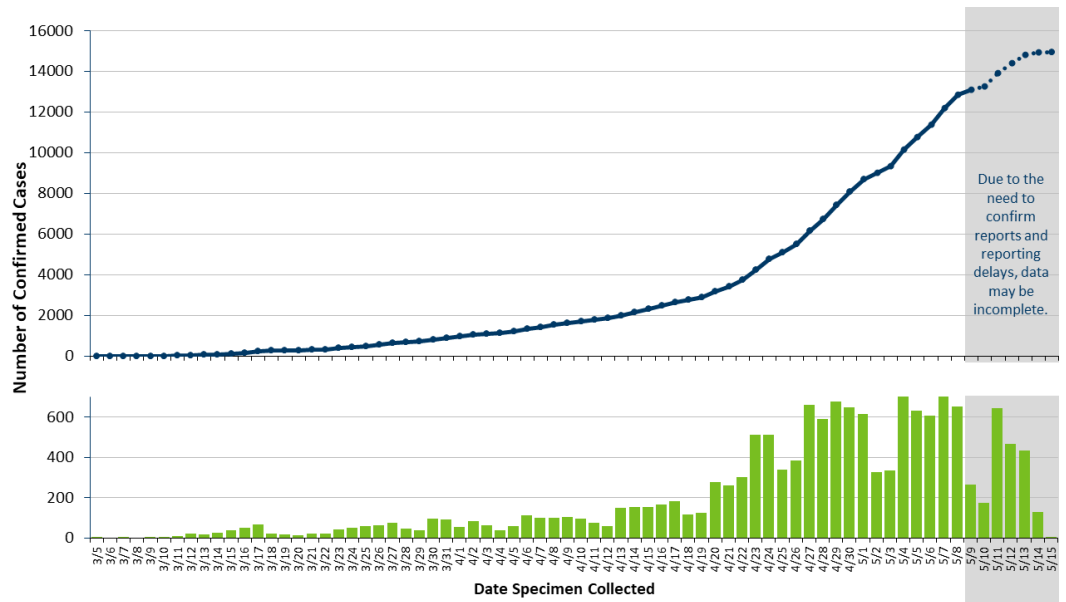


[Testing data table](#) ▼

[More about testing data](#) ▼

Minnesota Case Overview

- Total positive: 14,969
 - Number of health care workers: 1,765

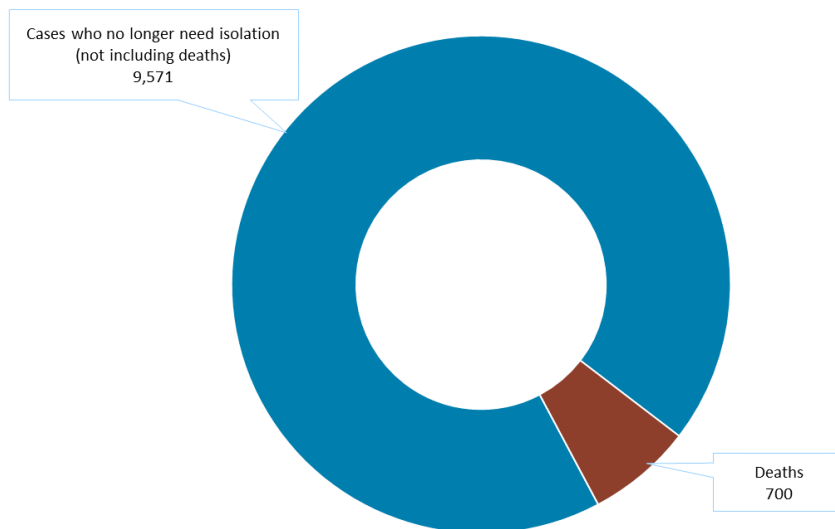


[Positive cases by date specimen collected data table](#)

[More about positive cases](#)

Patients no longer needing isolation

- Patients no longer needing isolation: 10,271

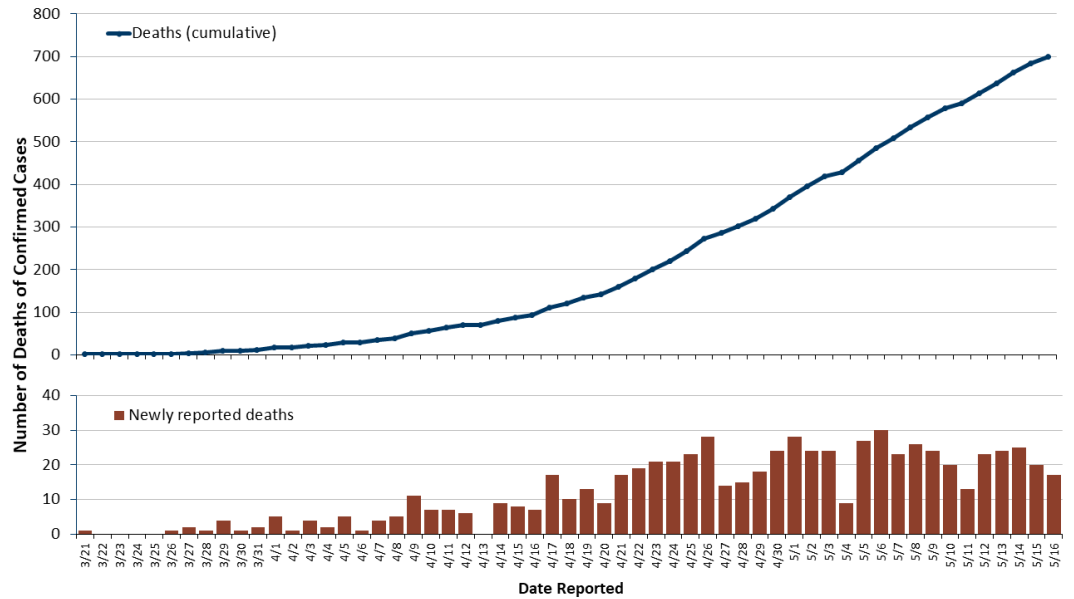


[More about patients no longer needing isolation](#)

Deaths

- Deaths: 700

- Deaths among cases that resided in long-term care or assisted living facilities: 568
 - Probable COVID-19 Deaths*: 9
- * COVID-19 listed on death certificate but a positive test not documented for the person.



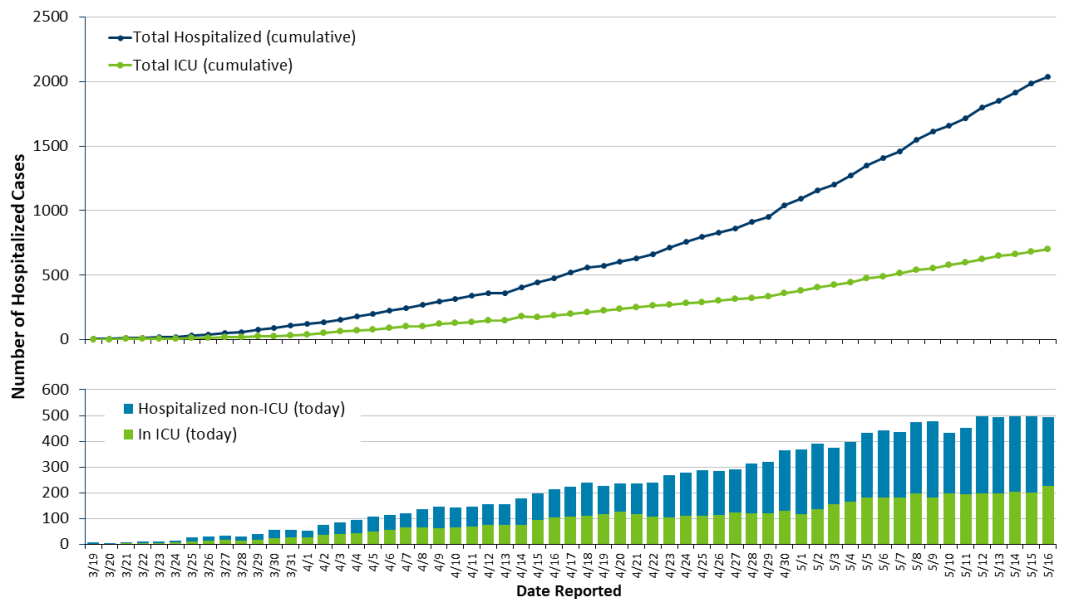
[Deaths data table](#) 

[More about deaths](#) 

Hospitalization

Total cases requiring hospitalization: 2,039

- Hospitalized as of today: 493
 - Hospitalized in ICU as of today: 225



[Hospitalization data table](#) 

Case Demographics

Age

[Age group data table:
Including age group of deaths](#)



Gender

[Gender data table](#)



Race & Ethnicity

[Race and ethnicity data table:
Including race and ethnicity of deaths](#)



Likely Exposure

[Likely exposure data table](#)



Not all cases among health care workers have a likely exposure as health care staff.

Residence

Cases by County of Residence

County of residence is confirmed during the case interview. At the time of this posting not all interviews have been completed. The county residence data may not equal the total number of reported positive cases.

[County of residence data table:](#)
[Including county of residence of deaths](#)



[More about location data](#)



Residence Type

[Residence type data table](#)



- [MN DOC: COVID-19 Testing of People Incarcerated in MN Prisons](#)

Weekly Report

- [Weekly COVID-19 Report: 5/14/2020 \(PDF\)](#)

This report includes more detailed information data, including demographic information on cases and more information on cases among health care workers. Updated every Thursday.

Care Facilities

[Congregate Care Facilities with Exposures, by County](#) 

- [Minnesota COVID-19 Public Dashboard](#)
- [Minnesota's COVID-19 Response and Preparation Capacity](#)
- [CDC: Coronavirus Disease 2019 \(COVID-19\) Cases in the U.S.](#)
- [Minnesota COVID-19 Modeling](#)

Data in the data tables is correct as of 11 a.m. daily. Dynamic images and maps for case demographics, likely exposure, residence, and residence type will update shortly after 11 a.m. daily and will not work if your browser is in compatibility mode.



COVID-19 Hotlines:

Interpreters available

Health questions:
651-201-3920 or 1-800-657-3903

Weekdays: 8 a.m. to 6 p.m.

Weekend: 8 a.m. to 4 p.m.

Schools and child care questions:

651-297-1304 or 1-800-657-3504

Weekdays: 8 a.m. to 6 p.m.

Weekend: 8 a.m. to 4 p.m.

COVID-19 information in other languages:

2019 Novel Coronavirus
(Hmong)

Koronafayraska Cusub
ee 2019
(Somali)

Enfermedad del
Coronavirus 2019
(COVID-19)
(Spanish)

American Sign
Language (ASL) Videos

Contact us:

If you have questions or comments about this page, use our [IDEPC Comment Form](#) or call 651-201-5414 for the [MDH Infectious Disease Epidemiology, Prevention and Control Division](#).

[Individual & Family Health](#)

[Health Care Facilities, Providers
& Insurance](#)

[Data, Statistics and Legislation](#)

[Diseases & Conditions](#)

[Healthy Communities, Environment
& Workplaces](#)

[About MDH](#)

[Locations & Directions](#)

[Comments & Questions](#)

[Privacy Statement & Disclaimer](#)

[Equal Opportunity](#)

651-201-5000 Phone
888-345-0823 Toll-free

Information on this website is available in alternative formats upon request.

