

COVID-19 updates.

Updated August 26, 2020

Updated daily at 11 a.m., with data current as of 4 p.m. the previous day.

Data is for cases that were tested and returned positive. All data is preliminary and may change as cases are investigated. Many data points are collected during case interviews. Data presented below is for all cases, regardless of interview status. Data for cases pending interview may be listed as "unknown/missing."

Not all suspected cases of COVID-19 are tested, so this data is not representative of the total number of people in Minnesota who have or had COVID-19. Cumulative numbers are since Jan. 20, 2020.

On this page:

- [Daily Update](#)
- [Testing](#)
- [Minnesota Case Overview](#)
- [Hospitalization](#)
- [Case Demographics](#)
- [Likely Exposure](#)
- [Residence](#)
- [Weekly Report](#)
- [Care Facilities](#)
- [Other COVID-19 Data and Statistics](#)

[Expand All](#) [Contract All](#)

Daily Update:

Because all data is preliminary, the change in number of cumulative positive cases and deaths from one day to the next may not equal the newly reported cases or deaths.

71,236	
Total positive cases (cumulative)	
542	14
Newly reported cases	Newly reported deaths

[Newly reported cases detail](#)



[Newly reported deaths detail](#)



EDUCATION

Related Topics

[COVID-19 Research](#)

[Studies in Minnesota](#)

[COVID-19 Contracts](#)

[Diverse Media](#)

[Messaging and](#)

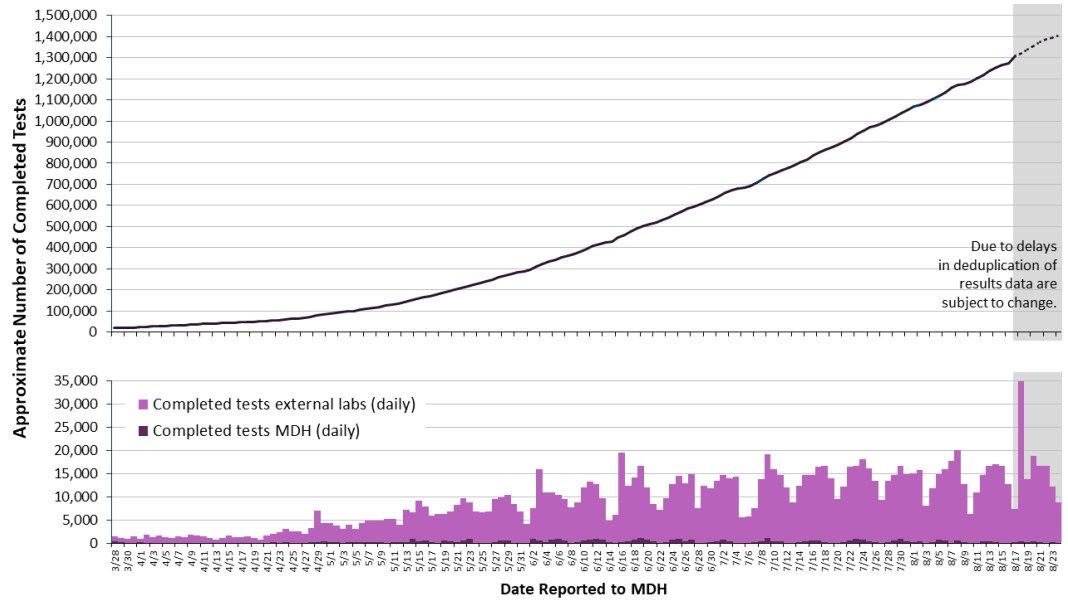
Community Outreach Testing

Disabilities and Unique Health Needs During COVID-19

Infectious Respiratory Illness

Total approximate number of completed tests: 1,406,007

- Total approximate number of people tested: 1,079,047

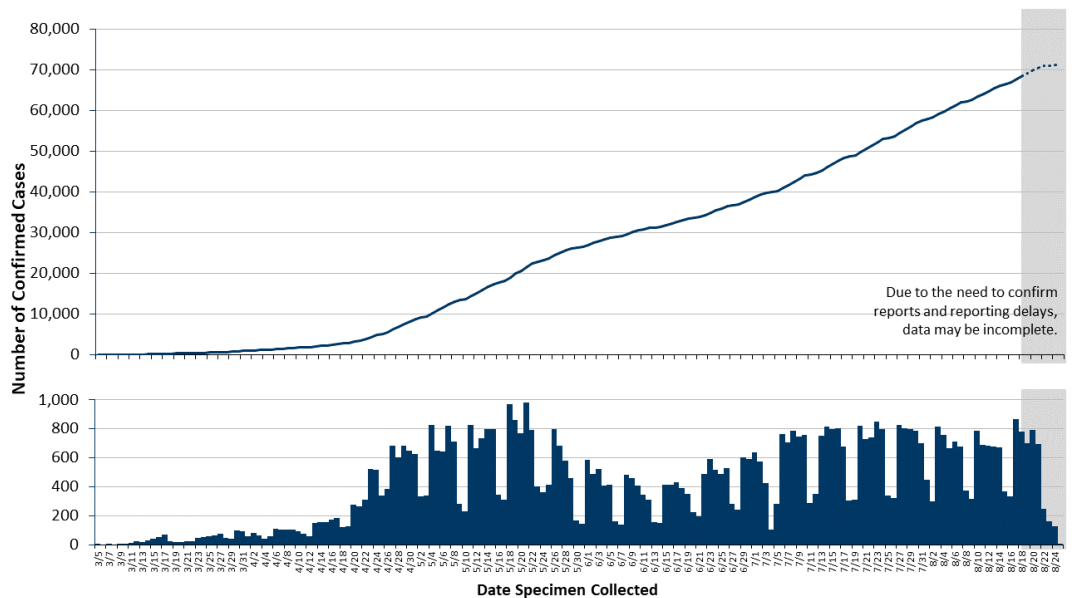


[Testing data table](#)

[More about testing data](#)

Minnesota Case Overview

- Total positive cases: 71,236
 - Number of health care workers: 7,933



[Positive cases by date specimen collected data table](#)



[More about positive cases](#)



Patients no longer needing isolation

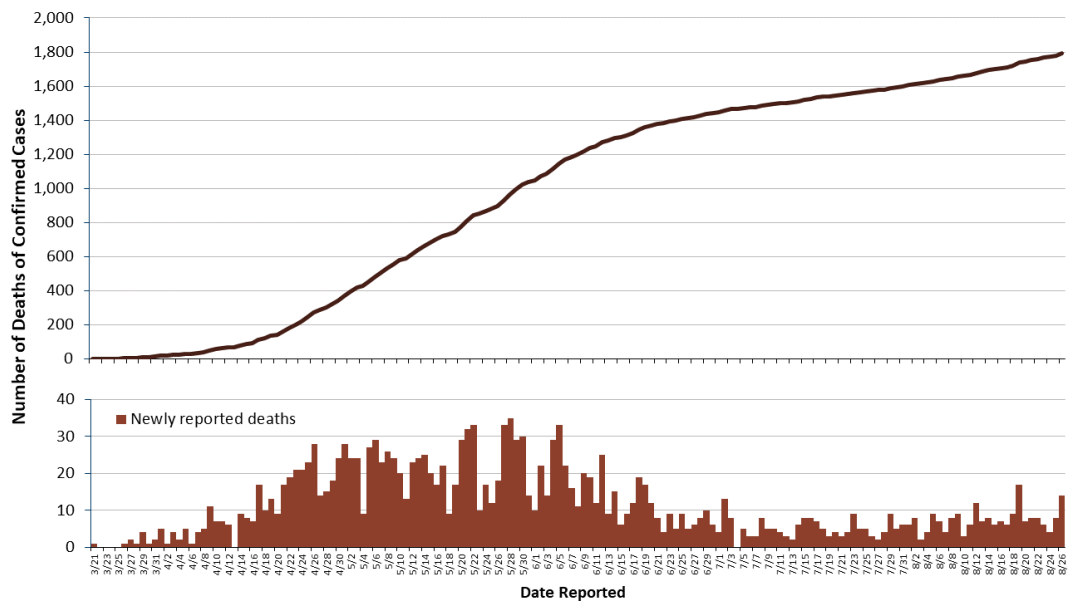
- Patients no longer needing isolation: 64,374

[More about patients no longer needing isolation](#)



Deaths

- Deaths: 1,793
 - Deaths among cases that resided in long-term care or assisted living facilities: 1,325
- Probable COVID-19 Deaths*: 49
 - * COVID-19 listed on death certificate but a positive test not documented for the person.



[Deaths data table](#)



[More about deaths](#)

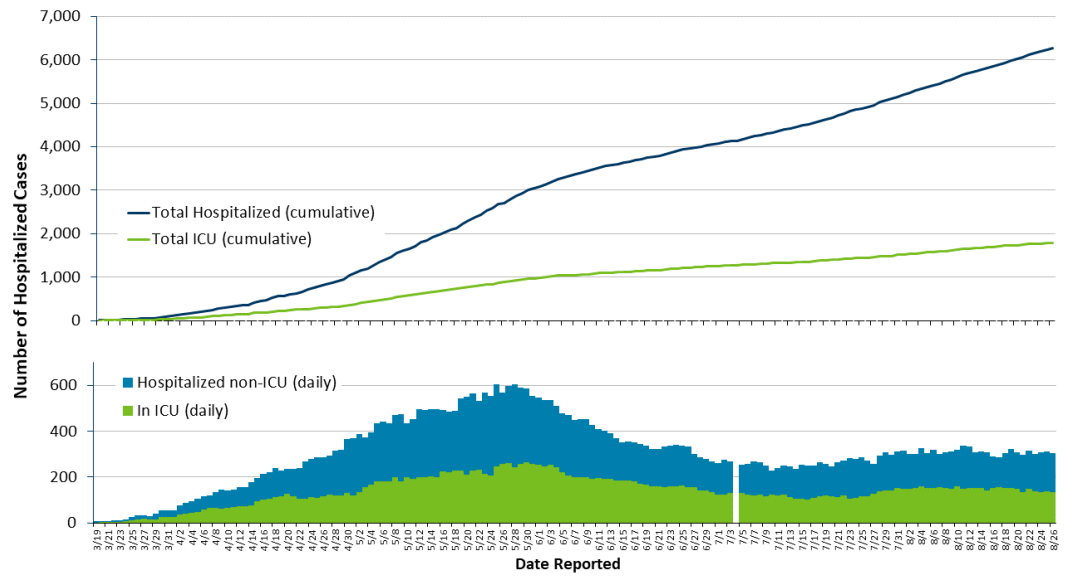


Hospitalization

Total cases hospitalized: 6,274

- Hospitalized as of today*: 304
 - Hospitalized in ICU as of today*: 134

* See "More about hospitalizations" for notes.



[Hospitalization data table](#)



[More about hospitalizations](#)



Case Demographics

Age

[Age group data table:](#)



[Including age group of deaths](#)

[More about age](#)



Gender

[Gender data table](#)



[More about gender](#)



Race & Ethnicity

[Race and ethnicity data table:
Including race and ethnicity of deaths](#)



[More about race and ethnicity](#)



Likely Exposure

[Likely exposure data table](#)



[More about likely exposure](#)



Not all cases among health care workers have a likely exposure as health care staff.

Residence

Cases by County of Residence

County of residence is confirmed during the case interview. At the time of this posting not all interviews have been completed.

[County of residence data table:](#)
[Including county of residence of deaths](#)



[More about location data](#)



Residence Type

[Residence type data table](#)



- [MN DOC: COVID-19 Testing of People Incarcerated in MN Prisons](#)

Weekly Report

This report includes more detailed information on testing, demographics, syndromic surveillance, and more. Updated every Thursday.

- [Weekly COVID-19 Report: 8/20/2020 \(PDF\)](#)
 - [COVID-19 Weekly Report](#)
Archive of past weekly reports and some downloadable data.

Care Facilities

[Congregate Care Facilities with Exposures, by County](#)



Other Statistics

- [Multisystem Inflammatory Syndrome In Children \(MIS-C\) Statistics](#)
- [Minnesota COVID-19 Public Dashboard](#)
- [Minnesota's COVID-19 Response and Preparation Capacity](#)
- [CDC: Coronavirus Disease 2019 \(COVID-19\) Cases in the U.S.](#)
- [Minnesota COVID-19 Modeling](#)

Data in the data tables is correct as of 11 a.m. daily. Dynamic images and maps for case demographics, likely exposure, residence, and residence type will update shortly after 11 a.m. daily and will not work if your browser is in compatibility mode.





Minnesota Helpline:

For questions related to the COVID-19 pandemic, call 651-297-1304 or 1-800-657-3504 Mon.-Fri.: 9 a.m. to 4 p.m.

Mental Health Crisis Line - Call: **CRISIS (**274747)

COVID-19 information in other languages:

Kab Mob Khaus Las Nas Vais Lav 2019 (COVID-19)
(Hmong)

Cudurka Koronafayras 2019 (COVID-19)
(Somali)

Enfermedad del Coronavirus 2019 (COVID-19)
(Spanish)

American Sign Language (ASL) Videos

Contact us:

If you have questions or comments about this page, use our [IDEPC Comment Form](#) or call 651-201-5414 for the MDH [Infectious Disease Epidemiology, Prevention and Control Division](#).

[Individual & Family Health](#)

[Health Care Facilities, Providers
& Insurance](#)

[Data, Statistics and Legislation](#)

[Diseases & Conditions](#)

[Healthy Communities, Environment
& Workplaces](#)

[About MDH](#)

[Locations & Directions](#)

[Comments & Questions](#)

[Privacy Statement & Disclaimer](#)

[Equal Opportunity](#)

651-201-5000 Phone
888-345-0823 Toll-free

Information on this website is available in alternative formats upon request.

