

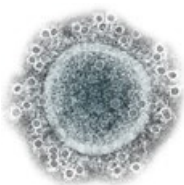
Subscribe to our e-newsletter for COVID-19 updates and health news:



Coronavirus Disease 2019 (COVID-19)

 [Select Language](#) ▼

Updated April 17, 2020



The national Centers for Disease Control and Prevention (CDC) and the Mississippi State Department of Health continue to closely monitor the outbreak of respiratory illnesses caused by the novel (new) coronavirus COVID-19, and are working to limit the spread of cases nationally and in Mississippi. MSDH is actively working with doctors and hospitals to quickly identify cases and respond effectively to limit this outbreak.



If you are waiting for test results, it is essential to remain at home. Do not go to work or leave home. Stay in a specific room at home and avoid contact with other family members as much as possible. These steps are important to prevent the possible spread of disease.

► [More important steps for you and your family](#)

Healthcare Professionals

Guidances and more →

- [MSDH guidances](#)
- [Specimens](#)
- [Lab dropoff](#)
- [CDC guidances](#)

[ALL HEALTHCARE](#)

Current Cases and Statistics

County and state data →

- [Case map](#)
- [County table](#)
- [Charts](#)
- [Lab testing](#)

Prevention, Safety and Testing

Personal and community →

- ▶ Testing locations
- ▶ Personal protection
- ▶ Community prevention
- ▶ General information

ALL PREVENTION

Mississippi Coronavirus Hotline (available 24/7): 877-978-6453
Hard of hearing? Dial 711 for assistance.

Local COVID-19 testing: [Find COVID-19 testing near you »](#)

COVID-19 in Mississippi and the U.S.

Cases of COVID-19 continue to be identified in U.S. states and in Mississippi. This is a rapidly changing situation that is continually being monitored by the CDC and MSDH as new cases are identified.

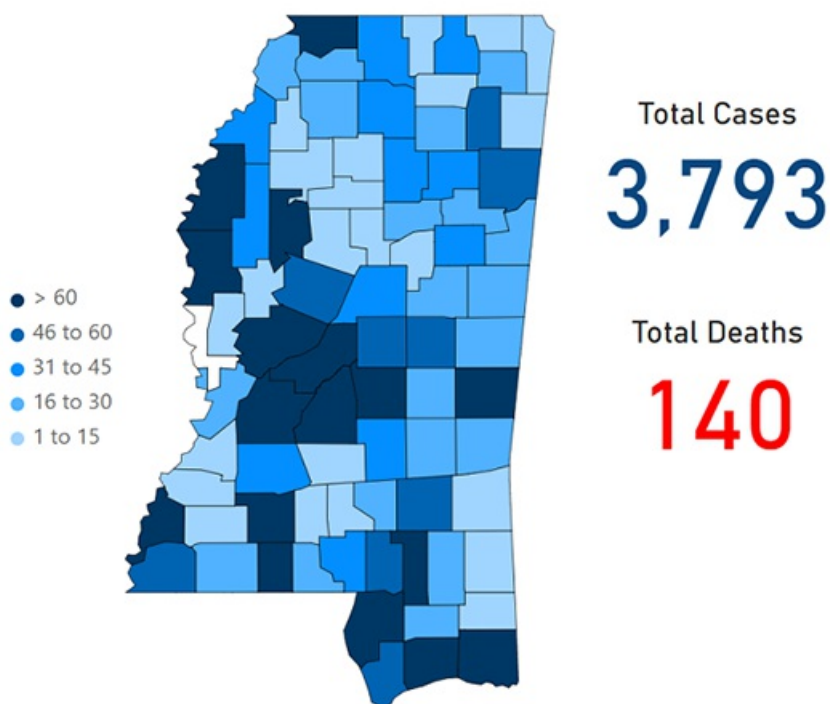
Mississippians are advised to take health precautions to prevent the transmission of disease, and stay in touch for the latest information on the situation in Mississippi.

Mississippi COVID-19 Case Map

This map and the following table show total cases in Mississippi as of 6 p.m. April 16, 2020, and include all reported cases since March 11, 2020.

- New cases reported today: **169**
- New deaths reported today: **11**

Mississippi COVID-19 Cases as of April 16, 2020



An interactive version of this case map is also available: [View interactive Mississippi case map »](#)

About our case counts: We currently update our map and statistics each morning with test results from the previous day. Outside laboratories also report positive test results to us, which are included in our totals.

County case numbers and deaths may change as investigation finds new or additional information.

Mississippi COVID-19 Cases to Date

Outbreaks in long-term care facilities (LTCs)

Long-term care (LTC) facilities like nursing homes are considered high risk locations because their residents are older or in poor health. Even one case of COVID-19 in these facilities among residents or employees is considered an outbreak. We investigate residents, staff and close contacts of infected individuals for possible exposure. The number of LTC facilities with outbreaks are shown for each county in the table below.

| County | Total Cases | Total Deaths | LTCs with Outbreaks |
|---------|-------------|--------------|---------------------|
| Adams | 73 | 5 | 2 |
| Alcorn | 7 | | |
| Amite | 17 | 1 | |
| Attala | 31 | | 1 |
| Benton | 6 | | |
| Bolivar | 76 | 5 | 4 |
| Calhoun | 32 | 2 | 1 |

| County | Total Cases | Total Deaths | LTCs with Outbreaks |
|-----------------|-------------|--------------|---------------------|
| Carroll | 10 | 1 | |
| Chickasaw | 39 | 2 | 1 |
| Choctaw | 11 | 1 | |
| Claiborne | 8 | | |
| Clarke | 21 | 1 | 1 |
| Clay | 22 | 1 | |
| Coahoma | 45 | 1 | |
| Copiah | 40 | 1 | |
| Covington | 22 | | |
| Desoto | 213 | 3 | 1 |
| Forrest | 137 | 2 | 2 |
| Franklin | 14 | | |
| George | 9 | | |
| Greene | 3 | | |
| Grenada | 15 | | 1 |
| Hancock | 50 | 5 | 2 |
| Harrison | 137 | 5 | 2 |
| Hinds | 314 | 5 | 5 |
| Holmes | 54 | 4 | |
| Humphreys | 12 | 3 | 1 |
| Itawamba | 13 | 1 | 1 |
| Jackson | 196 | 6 | 2 |
| Jasper | 20 | 1 | |
| Jefferson | 4 | | 1 |
| Jefferson Davis | 8 | 1 | |
| Jones | 56 | | 3 |
| Kemper | 16 | | |
| Lafayette | 39 | 2 | 1 |
| Lamar | 57 | 1 | |
| Lauderdale | 181 | 13 | 6 |
| Lawrence | 12 | | |
| Leake | 60 | 1 | |
| Lee | 49 | 4 | |
| Leflore | 70 | 6 | 1 |

| County | Total Cases | Total Deaths | LTCs with Outbreaks |
|--------------|-------------|--------------|---------------------|
| Lincoln | 95 | 6 | 2 |
| Lowndes | 30 | 1 | 1 |
| Madison | 123 | 3 | 3 |
| Marion | 38 | | 1 |
| Marshall | 37 | 2 | |
| Monroe | 58 | 3 | 2 |
| Montgomery | 15 | 1 | |
| Neshoba | 46 | 1 | |
| Newton | 19 | | 1 |
| Noxubee | 20 | | |
| Oktibbeha | 42 | 2 | 2 |
| Panola | 27 | 2 | |
| Pearl River | 115 | 8 | 2 |
| Perry | 21 | 1 | |
| Pike | 93 | 2 | 2 |
| Pontotoc | 17 | 2 | 1 |
| Prentiss | 16 | | 2 |
| Quitman | 13 | | |
| Rankin | 128 | 2 | 1 |
| Scott | 96 | | 1 |
| Sharkey | 3 | | |
| Simpson | 14 | | 1 |
| Smith | 38 | 1 | 1 |
| Stone | 17 | | |
| Sunflower | 45 | 2 | |
| Tallahatchie | 8 | 1 | |
| Tate | 27 | | |
| Tippah | 45 | 6 | 1 |
| Tishomingo | 2 | | |
| Tunica | 28 | 1 | 1 |
| Union | 9 | 1 | 1 |
| Walthall | 22 | | |
| Warren | 17 | 1 | |
| Washington | 68 | 2 | 1 |

| County | Total Cases | Total Deaths | LTCs with Outbreaks |
|-----------|-------------|--------------|---------------------|
| Wayne | 10 | | |
| Webster | 17 | 1 | |
| Wilkinson | 53 | 3 | 1 |
| Winston | 27 | | |
| Yalobusha | 14 | | |
| Yazoo | 81 | 1 | |
| Total | 3,793 | 140 | 67 |

Mississippi Cases to Date by Race

| County | Total Cases | Black or African American | White | Other | Under investigation * |
|-----------|-------------|---------------------------|-------|-------|-----------------------|
| Adams | 73 | 37 | 20 | 13 | 3 |
| Alcorn | 7 | 1 | 5 | 1 | 0 |
| Amite | 17 | 9 | 6 | 1 | 1 |
| Attala | 31 | 15 | 10 | 2 | 4 |
| Benton | 6 | 4 | 2 | 0 | 0 |
| Bolivar | 76 | 52 | 13 | 3 | 8 |
| Calhoun | 32 | 11 | 19 | 0 | 2 |
| Carroll | 10 | 6 | 4 | 0 | 0 |
| Chickasaw | 39 | 17 | 13 | 7 | 2 |
| Choctaw | 11 | 4 | 6 | 0 | 1 |
| Claiborne | 8 | 4 | 2 | 1 | 1 |
| Clarke | 21 | 8 | 11 | 2 | 0 |
| Clay | 22 | 19 | 2 | 1 | 0 |
| Coahoma | 45 | 41 | 2 | 1 | 1 |
| Copiah | 40 | 21 | 7 | 12 | 0 |
| Covington | 22 | 11 | 7 | 0 | 4 |
| Desoto | 213 | 83 | 104 | 15 | 11 |
| Forrest | 137 | 59 | 55 | 11 | 12 |
| Franklin | 14 | 8 | 3 | 1 | 2 |
| George | 9 | 0 | 9 | 0 | 0 |
| Greene | 3 | 0 | 3 | 0 | 0 |
| Grenada | 15 | 10 | 4 | 0 | 1 |
| Hancock | 50 | 12 | 37 | 1 | 0 |
| Harrison | 137 | 48 | 77 | 7 | 5 |

| County | Total Cases | Black or African American | White | Other | Under investigation * |
|-----------------|-------------|---------------------------|-------|-------|-----------------------|
| Hinds | 314 | 238 | 43 | 27 | 6 |
| Holmes | 54 | 47 | 1 | 3 | 3 |
| Humphreys | 12 | 9 | 2 | 1 | 0 |
| Itawamba | 13 | 5 | 6 | 0 | 2 |
| Jackson | 196 | 97 | 83 | 12 | 4 |
| Jasper | 20 | 12 | 4 | 2 | 2 |
| Jefferson | 4 | 3 | 1 | 0 | 0 |
| Jefferson Davis | 8 | 6 | 1 | 0 | 1 |
| Jones | 56 | 20 | 19 | 14 | 3 |
| Kemper | 16 | 14 | 1 | 0 | 1 |
| Lafayette | 39 | 14 | 19 | 2 | 4 |
| Lamar | 57 | 26 | 21 | 5 | 5 |
| Lauderdale | 181 | 126 | 43 | 7 | 5 |
| Lawrence | 12 | 4 | 5 | 2 | 1 |
| Leake | 60 | 37 | 6 | 8 | 9 |
| Lee | 49 | 22 | 22 | 3 | 2 |
| Leflore | 70 | 58 | 6 | 3 | 3 |
| Lincoln | 95 | 30 | 49 | 5 | 11 |
| Lowndes | 30 | 20 | 6 | 0 | 4 |
| Madison | 123 | 51 | 43 | 20 | 9 |
| Marion | 38 | 12 | 21 | 3 | 2 |
| Marshall | 37 | 17 | 18 | 1 | 1 |
| Monroe | 58 | 15 | 31 | 2 | 10 |
| Montgomery | 15 | 10 | 4 | 1 | 0 |
| Neshoba | 46 | 25 | 13 | 7 | 1 |
| Newton | 19 | 11 | 4 | 1 | 3 |
| Noxubee | 20 | 14 | 4 | 0 | 2 |
| Oktibbeha | 42 | 20 | 12 | 4 | 6 |
| Panola | 27 | 22 | 3 | 0 | 2 |
| Pearl River | 115 | 40 | 52 | 11 | 12 |
| Perry | 21 | 5 | 16 | 0 | 0 |
| Pike | 93 | 59 | 11 | 6 | 17 |
| Pontotoc | 17 | 11 | 5 | 0 | 1 |
| Prentiss | 16 | 0 | 13 | 3 | 0 |

| County | Total Cases | Black or African American | White | Other | Under investigation * |
|--------------|-------------|---------------------------|-------|-------|-----------------------|
| Quitman | 13 | 11 | 2 | 0 | 0 |
| Rankin | 128 | 30 | 81 | 12 | 5 |
| Scott | 96 | 48 | 24 | 13 | 11 |
| Sharkey | 3 | 1 | 1 | 1 | 0 |
| Simpson | 14 | 4 | 6 | 1 | 3 |
| Smith | 38 | 12 | 22 | 1 | 3 |
| Stone | 17 | 4 | 11 | 1 | 1 |
| Sunflower | 45 | 39 | 3 | 2 | 1 |
| Tallahatchie | 8 | 8 | 0 | 0 | 0 |
| Tate | 27 | 9 | 18 | 0 | 0 |
| Tippah | 45 | 28 | 13 | 3 | 1 |
| Tishomingo | 2 | 1 | 1 | 0 | 0 |
| Tunica | 28 | 16 | 7 | 1 | 4 |
| Union | 9 | 5 | 1 | 1 | 2 |
| Walthall | 22 | 11 | 9 | 0 | 2 |
| Warren | 17 | 10 | 6 | 0 | 1 |
| Washington | 68 | 54 | 7 | 4 | 3 |
| Wayne | 10 | 6 | 2 | 2 | 0 |
| Webster | 17 | 10 | 6 | 0 | 1 |
| Wilkinson | 53 | 47 | 1 | 3 | 2 |
| Winston | 27 | 16 | 9 | 1 | 1 |
| Yalobusha | 14 | 7 | 5 | 1 | 1 |
| Yazoo | 81 | 48 | 26 | 4 | 3 |
| Total | 3,793 | 2,005 | 1,270 | 283 | 235 |

* Cases still under investigation have not had their data finalized.

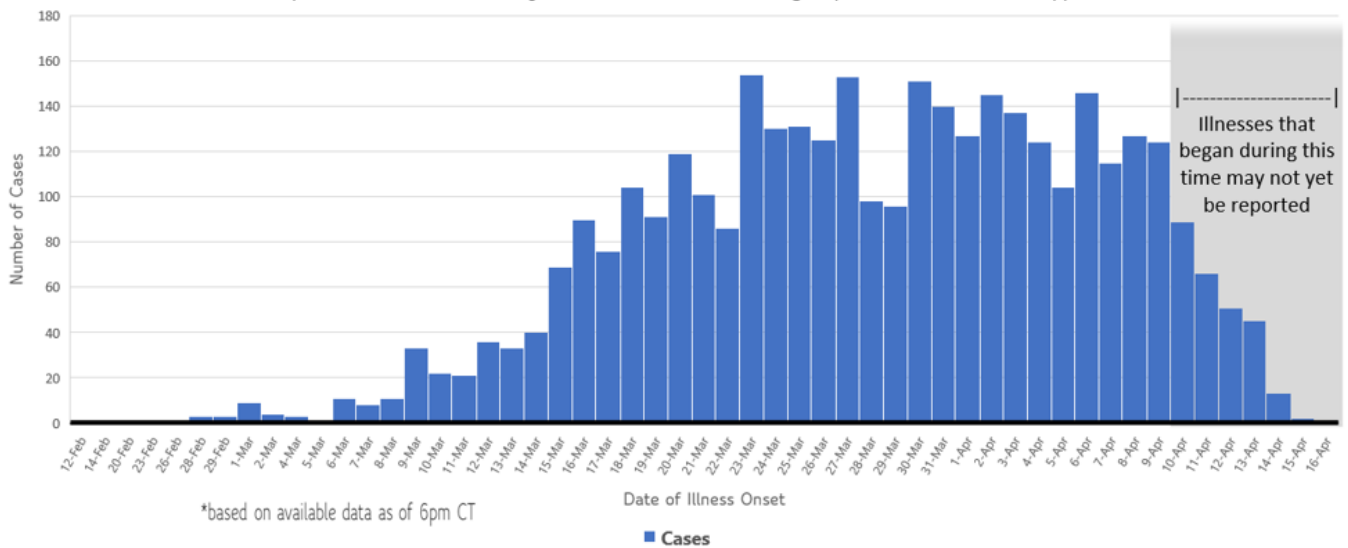
The numbers in this table are provisional. County case numbers and deaths may change as investigation finds new or additional information about residence.

Trends and Summary Data

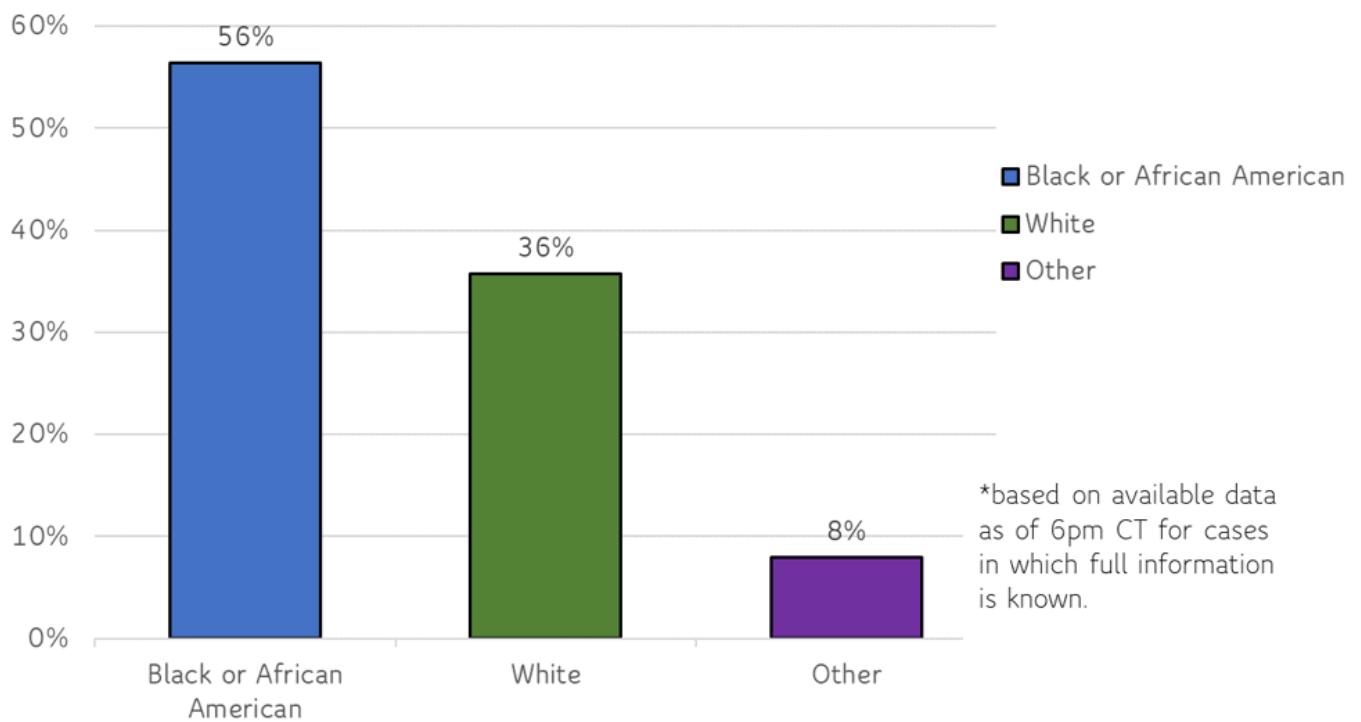
The charts below are based on available data at the time of publication. Charts do not include cases where insufficient details of the case are known.

Note: Values up to two weeks in the past on the Date of Illness Onset chart below can change as we update it with new information from disease investigation.

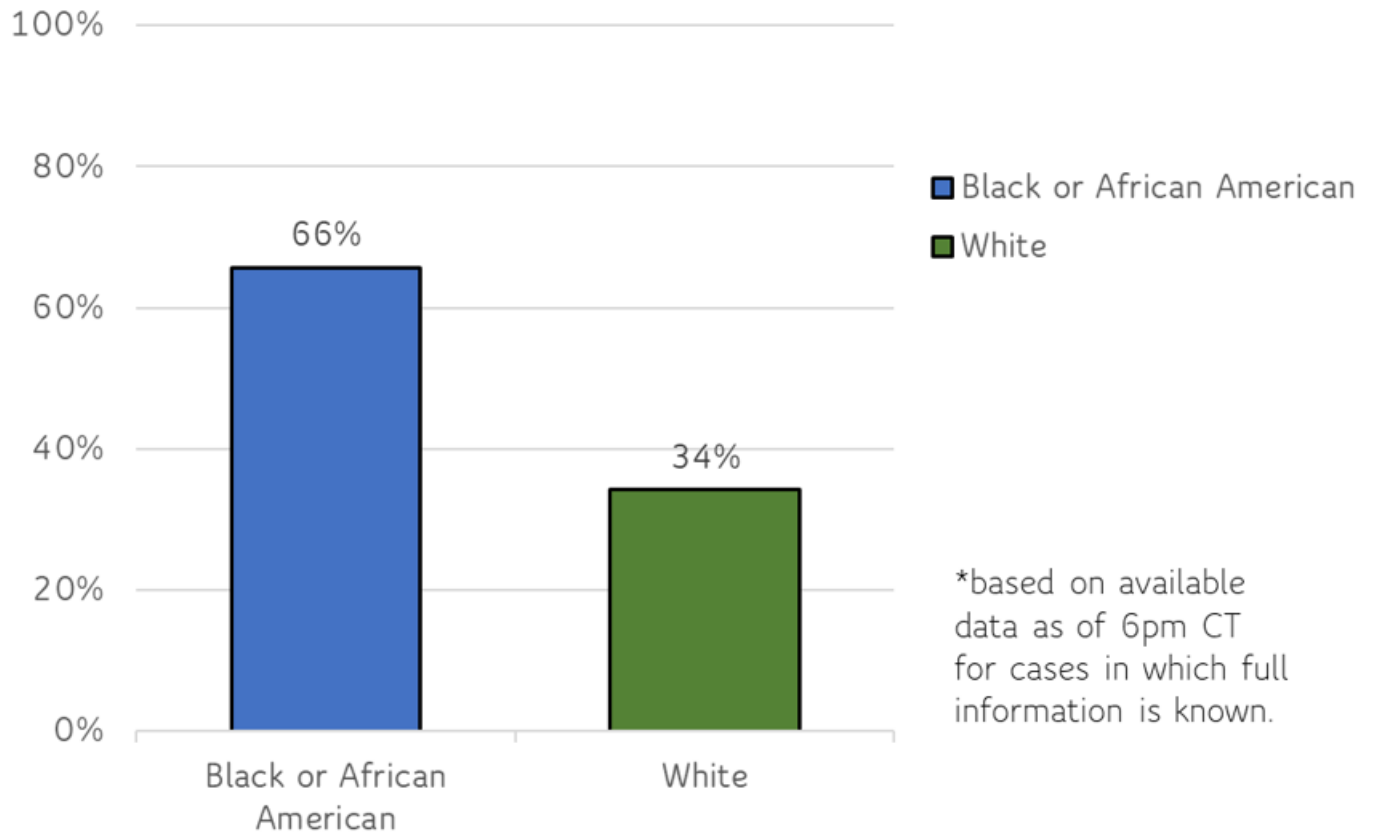
Reported COVID-19 Cases by Date of Illness Onset through April 16, 2020*, Mississippi



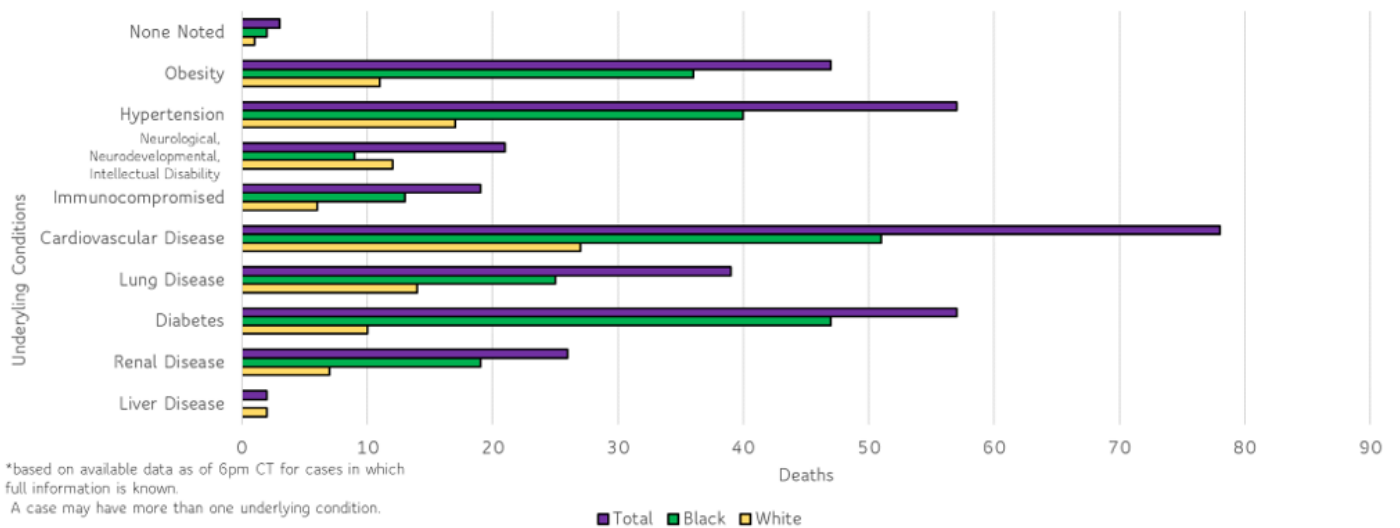
COVID-19 Cases by Race through April 16, 2020*, Mississippi



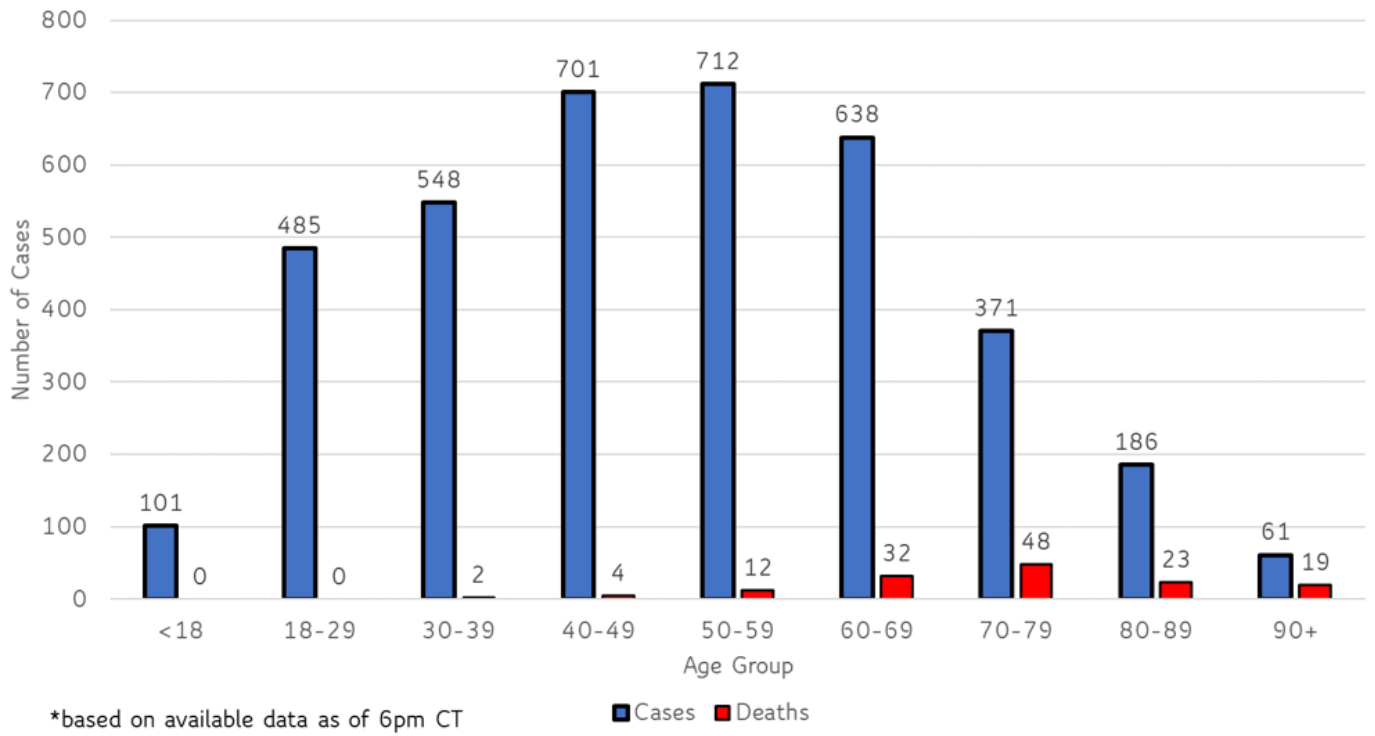
COVID-19 Deaths by Race through April 16, 2020*, Mississippi



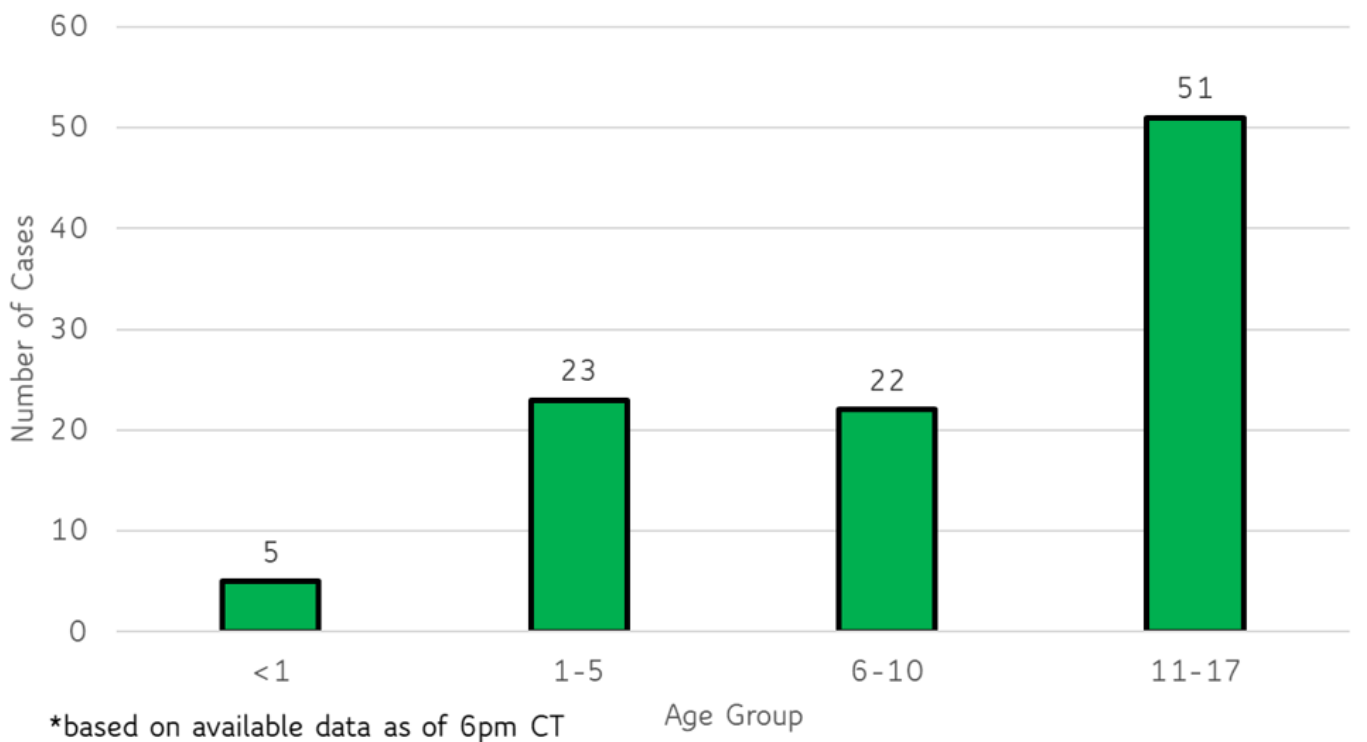
COVID-19 Deaths with Underlying Conditions by Race through April 16, 2020*, Mississippi



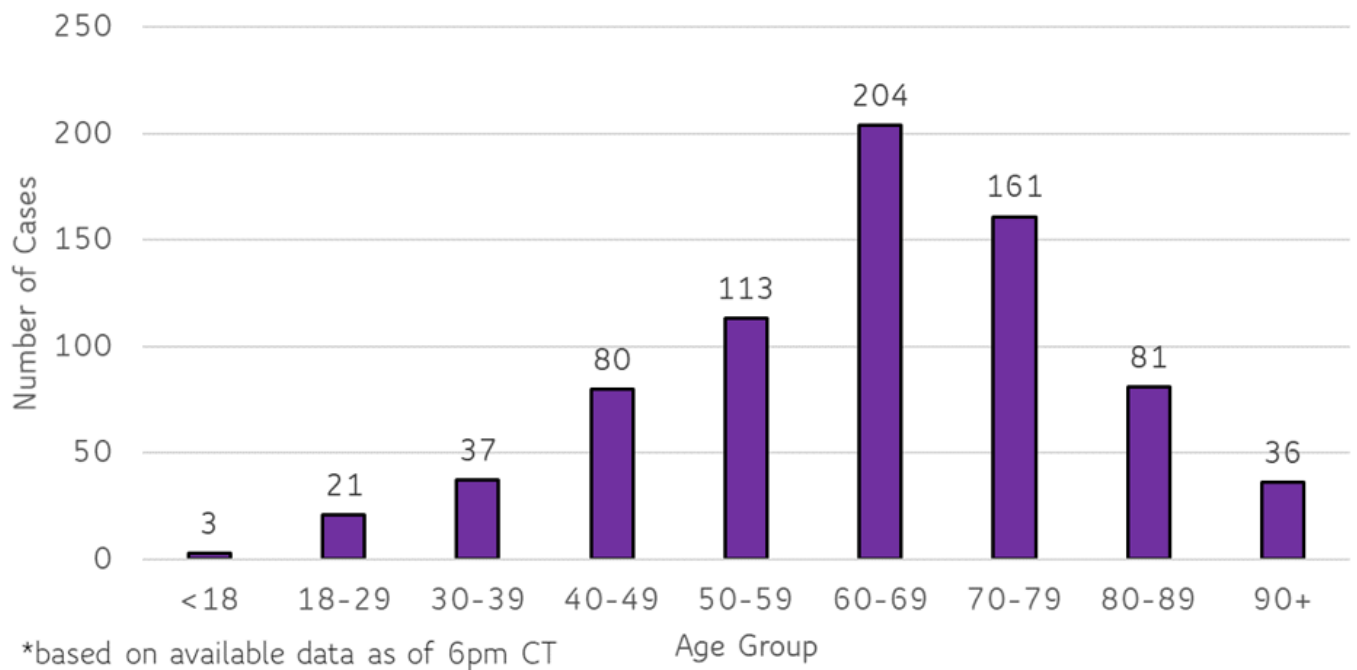
Reported COVID-19 Cases and Deaths by Age Group through April 16, 2020*, Mississippi



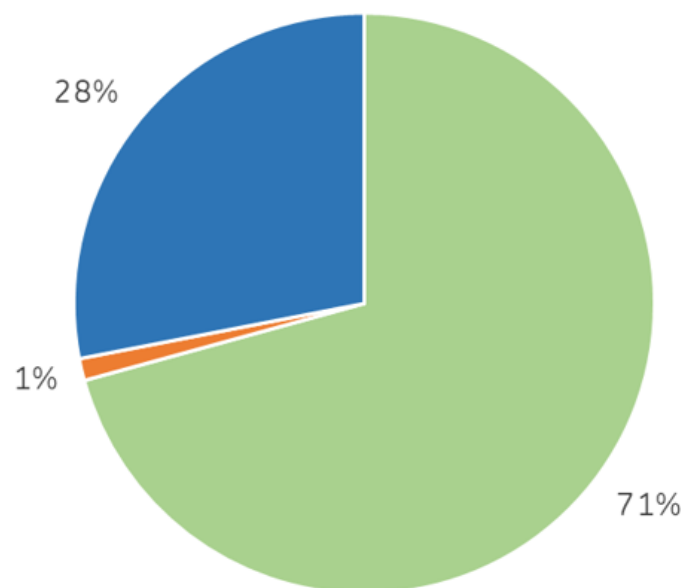
Pediatric Reported COVID-19 Cases by Age Group through April 16, 2020*, Mississippi



COVID-19 Hospitalized Cases by Age Group to April 16, 2020*, Mississippi



Reported COVID-19 Cases Hospitalized, through April 16, 2020†*, Mississippi

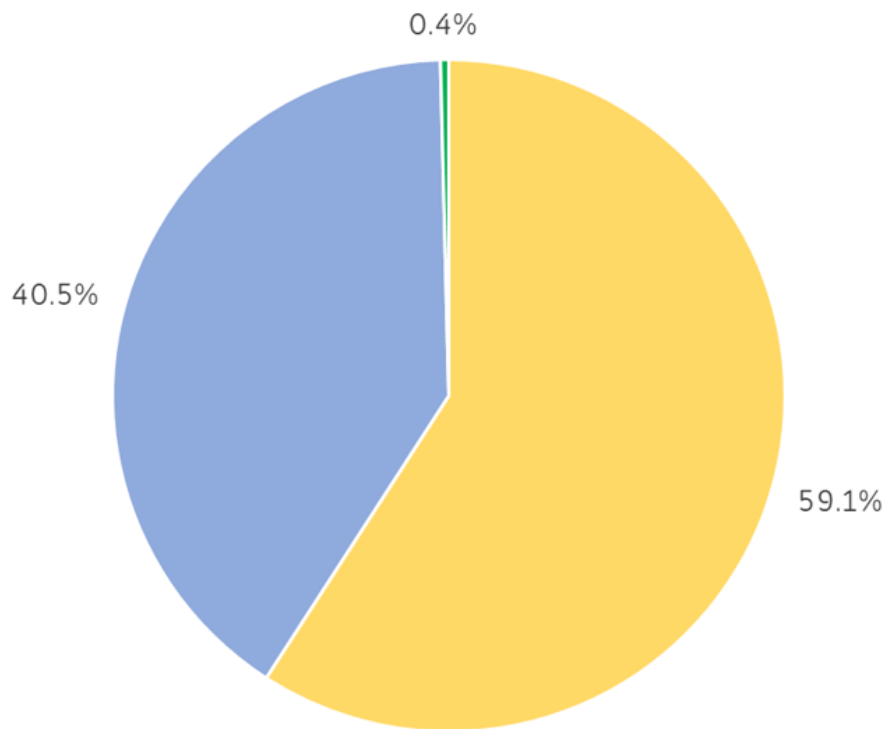


†N=2624, 1169 cases excluded due to ongoing investigations

*based on available data as of 6pm CT

■ No ■ Unknown ■ Yes

Reported COVID-19 Cases by Gender through April 16, 2020*, Mississippi



*based on available data as of 6pm CT

■ Female ■ Male ■ Unknown

U.S. and World Cases

- ▶ [Coronavirus COVID-19 cases in the United States \(CDC\)](#)
- ▶ [COVID-19 Global Case Map \(Johns Hopkins University\)](#)

COVID-19 Testing

Statewide Testing Summary

COVID-19 testing providers around the state include commercial laboratories and the University of Mississippi Medical Center (UMMC). Combined with testing done by the MSDH Public Health Laboratory, the figures provide a complete picture of all Mississippi testing. We will update these figures as data becomes available.

Combined testing totals (MSDH, UMMC and commercial testing providers) as of April 12, 2020.

| | |
|---|--------|
| Total individuals tested by the MSDH Public Health Laboratory | 9,412 |
| Total individuals tested by other providers | 28,321 |
| Total individuals tested for COVID-19 statewide | 37,733 |

MSDH Testing Summary

MSDH Public Health Laboratory (MPHL) testing totals as of 6 p.m., April 16, 2020. These totals are for tests performed at the

MPHL only.

- Total individuals tested by the MPHL: 10,303
- Total positive individuals from MPHL tests: 1,157

Getting Tested for COVID-19

The MSDH Public Health Laboratory, its partners, and private providers are testing statewide for COVID-19.

Anyone with symptoms of fever, severe cough or severe chest pains – especially those who are older or in poor health – should make arrangements for testing with their doctor or one of the many healthcare providers now performing testing. Healthcare providers can assess your health history and symptoms, and perform testing for COVID-19 as needed. MSDH is also helping conduct free drive-up testing sites in many parts of the state. Always call ahead to the testing provider for instructions on safely being examined before you visit for your test.

► [Find a COVID-19 testing provider near you](#)

► [Video: A tour through COVID-19 testing at the MSDH Public Health Lab](#)

What MSDH Is Doing

The Mississippi State Department of Health is aggressively responding to the rapidly evolving COVID-19 situation. With other state agencies, it has activated emergency operations in order to slow the spread of COVID-19 in Mississippi.

Other steps that MSDH is taking include:

- Surveillance: Increasing surveillance (monitoring) activities to identify cases of COVID-19 as quickly as possible and to limit person-to-person transmission.
- Testing: Making COVID-19 testing available for healthcare providers through the MSDH Public Health Laboratory.
- Planning: Working directly with hospitals and healthcare providers across the state to plan for possible cases of COVID-19, preparing them to identify and safely treat cases.
- Readiness: Assessing statewide hospital capacities, ensuring the capacity of the MSDH Public Health Laboratory for COVID-19 testing, and informing all Mississippi healthcare providers about procedures for identifying and testing for coronavirus cases.
- Information: Providing guidance to business, education and other entities on how to respond to the possible spread of COVID-19 in the community.

Prevention and Preparation for Individuals and the Community

► [Preventive steps to take, recommendations, guidances and general information on COVID-19](#)

Get weekly restaurant inspections and more by e-mail:



Related resources

- ▶ [Local COVID-19 Testing Providers](#)
- ▶ [COVID-19 Guidance and Prevention for Individuals and the Community](#)
Updated April 7, 2020

More topics

- ▶ [Diagnostic Testing EUA](#)
- ▶ [Handouts and Posters](#)
- ▶ [Healthcare Professionals](#)
- ▶ [Interactive Maps](#)
- ▶ [Other Languages](#)
- ▶ [Prevention and Safety Guidance](#)
- ▶ [Testing for COVID-19](#)



AGENCY

[About Us](#)
[Administration](#)
[Board of Health](#)
[County Offices](#)
[Institutional Review](#)
[Jobs](#)
[Locations](#)
[Public Health Laboratory](#)
[RFPs/Grants](#)

[More »](#)

[Intranet](#)

[OHIT+ER Service Center](#)

[Webmail](#)

INFORMATION

[Apps](#)
[Calendar of Events](#)
[Contact Us](#)

[Meetings](#)

[Health Resources](#)

[Hotlines](#)

[Locations](#)

[News](#)

[Newsletter](#)

[Phone Numbers](#)

[Español](#)

I NEED A ...

[Birth Certificate](#)

[Certificate of Need](#)

[Children's Health Insurance](#)

[Complaint Form](#)

[Criminal History Check](#)

[Death Certificate](#)

[Divorce Record](#)

[Food Permit](#)

[Immunization Record](#)

[J-1 Visa](#)

[License Verification](#)

[Marriage Record](#)

[Professional License](#)

[Public Records Request](#)

[Wastewater Application](#)

PUBLICATIONS

[Annual Report](#)

[CON Weekly Reports](#)

[Health Facilities Directory](#)

[Mississippi Morbidity Reports](#)

[Public Health Report](#)

[State Health Plan](#)

[Strategic Plan](#)

[More »](#)

Mississippi State Department of Health • 570 East Woodrow Wilson Dr • Jackson, MS 39216 • 866-HLTHY4U • [Contact and information](#)

