



## Coronavirus Disease 2019 (COVID-19)

 Select Language | ▼

Updated April 30, 2020



The national Centers for Disease Control and Prevention (CDC) and the Mississippi State Department of Health continue to closely monitor the outbreak of respiratory illnesses caused by the novel (new) coronavirus COVID-19, and are working to limit the spread of cases nationally and in Mississippi. MSDH is actively working with doctors and hospitals to quickly identify cases and respond effectively to limit this outbreak.



**If you are waiting for test results, it is essential to remain at home.** Do not go to work or leave home. Stay in a specific room at home and avoid contact with other family members as much as possible. These steps are important to prevent the possible spread of disease.

► [More important steps for you and your family](#)

## Healthcare Professionals

Guidances and more →

- [MSDH guidances](#)
- [Specimens](#)
- [Lab dropoff](#)
- [CDC guidances](#)
- [MS-HAN Alerts](#)

[ALL HEALTHCARE](#)

## Current Cases and Statistics

County and state data →

- [Case map](#)
- [County tables](#)
- [Charts](#)
- [Lab testing](#)
- [Recoveries](#)

[ALL STATISTICS](#)

## Prevention, Safety and Testing

Personal and community →

- ▶ [Testing locations](#)
- ▶ [Personal protection](#)
- ▶ [Community prevention](#)
- ▶ [After you get tested](#)
- ▶ [General information](#)

### ALL PREVENTION

Mississippi Coronavirus Hotline (available 24/7): **877-978-6453**

Hard of hearing? Dial 711 for assistance.

*Local COVID-19 testing:* [Find COVID-19 testing near you »](#)

## COVID-19 in Mississippi and the U.S.

Cases of COVID-19 continue to be identified in U.S. states and in Mississippi. This is a rapidly changing situation that is continually being monitored by the CDC and MSDH as new cases are identified.

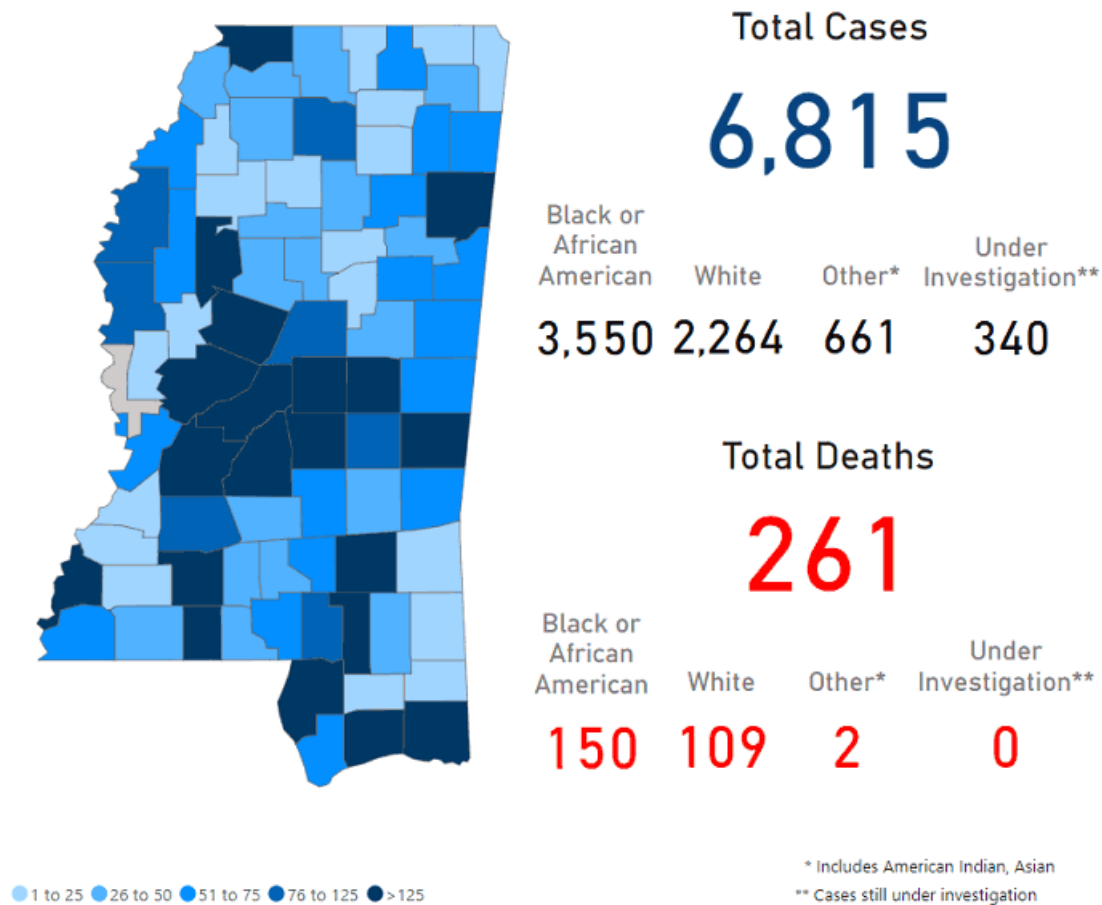
Mississippians are advised to take health precautions to prevent the transmission of disease, and stay in touch for the latest information on the situation in Mississippi.

### Mississippi COVID-19 Case Map

This map and the following table show total cases in Mississippi as of 6 p.m. April 29, 2020, and include all reported cases since March 11, 2020.

- New cases reported today: **246**
- New deaths reported today: **11**

## Mississippi COVID-19 Cases and Deaths by Race, April 29, 2020



An interactive version of this case map is also available: [View interactive Mississippi case map »](#)

**About our case counts:** We currently update our map and statistics each morning with test results from the previous day. Outside laboratories also report positive test results to us, which are included in our totals.

County case numbers and deaths may change as investigation finds new or additional information.

## Mississippi COVID-19 Cases to Date

Table of total cases, deaths, and cases in long-term care (LTC) facilities since March 11, 2020.

County	Total Cases	Total Deaths	Total Cases in LTC Facilities
Adams	133	8	*
Alcorn	10	1	*
Amite	29	0	*
Attala	99	0	*
Benton	11	0	*
Bolivar	102	7	*
Calhoun	50	3	*

County	Total Cases	Total Deaths	Total Cases in LTC Facilities
Carroll	38	1	*
Chickasaw	68	7	*
Choctaw	13	1	*
Claiborne	22	0	*
Clarke	54	3	*
Clay	40	2	*
Coahoma	61	3	*
Copiah	96	1	*
Covington	62	0	*
Desoto	282	4	*
Forrest	207	12	*
Franklin	16	1	*
George	13	1	*
Greene	5	1	*
Grenada	28	0	*
Hancock	62	5	*
Harrison	174	6	*
Hinds	470	8	*
Holmes	133	5	*
Humphreys	23	3	*
Itawamba	57	3	*
Jackson	259	6	*
Jasper	42	1	*
Jefferson	18	0	*
Jefferson Davis	32	1	*
Jones	143	1	*
Kemper	57	2	*
Lafayette	89	3	*
Lamar	103	2	*
Lauderdale	349	20	*
Lawrence	45	0	*
Leake	204	2	*

County	Total Cases	Total Deaths	Total Cases in LTC Facilities
Lee	<b>69</b>	4	*
Leflore	<b>148</b>	17	*
Lincoln	<b>141</b>	10	*
Lowndes	<b>54</b>	2	*
Madison	<b>229</b>	8	*
Marion	<b>72</b>	6	*
Marshall	<b>43</b>	2	*
Monroe	<b>157</b>	14	*
Montgomery	<b>28</b>	1	*
Neshoba	<b>187</b>	3	*
Newton	<b>81</b>	0	*
Noxubee	<b>66</b>	0	*
Oktibbeha	<b>51</b>	3	*
Panola	<b>39</b>	2	*
Pearl River	<b>163</b>	19	*
Perry	<b>27</b>	1	*
Pike	<b>148</b>	7	*
Pontotoc	<b>18</b>	2	*
Prentiss	<b>32</b>	1	*
Quitman	<b>14</b>	0	*
Rankin	<b>186</b>	5	*
Scott	<b>316</b>	0	*
Sharkey	<b>5</b>	0	*
Simpson	<b>46</b>	0	*
Smith	<b>74</b>	4	*
Stone	<b>22</b>	0	*
Sunflower	<b>53</b>	2	*
Tallahatchie	<b>11</b>	1	*
Tate	<b>41</b>	0	*
Tippah	<b>54</b>	7	*
Tishomingo	<b>7</b>	0	*
Tunica	<b>35</b>	1	*

County	Total Cases	Total Deaths	Total Cases in LTC Facilities
Union	17	1	*
Walthall	31	0	*
Warren	68	2	*
Washington	77	3	*
Wayne	23	0	*
Webster	18	1	*
Wilkinson	69	7	*
Winston	42	0	*
Yalobusha	19	0	*
Yazoo	135	1	*
<b>Total</b>	<b>6,815</b>	<b>261</b>	<b>*</b>

**The numbers in this table are provisional.** County case numbers and deaths may change as investigation finds new or additional information about residence.

## Long-Term Care Facility Cases and Deaths

Long-term care (LTC) facilities like nursing homes are considered high risk locations because their residents are older or in poor health. Even one case of COVID-19 in these facilities among residents or employees is considered an outbreak. We investigate residents, staff and close contacts of infected individuals for possible exposure. (Long-term care facilities include nursing homes, intermediate care facilities for individuals with intellectual disabilities, personal care homes, assisted living facilities, long-term acute care facilities, and psychiatric or chemical dependency residential treatment centers.)

► [View a table by county of Mississippi COVID-19 cases in long-term care facilities](#) PDF

## Mississippi Cases and Deaths by Race

► [View a full table of Mississippi COVID-19 cases and deaths by race](#) PDF

## Interactive Map and Chart

Our state case map is and data charts are available in interactive form.

► [View interactive map](#)

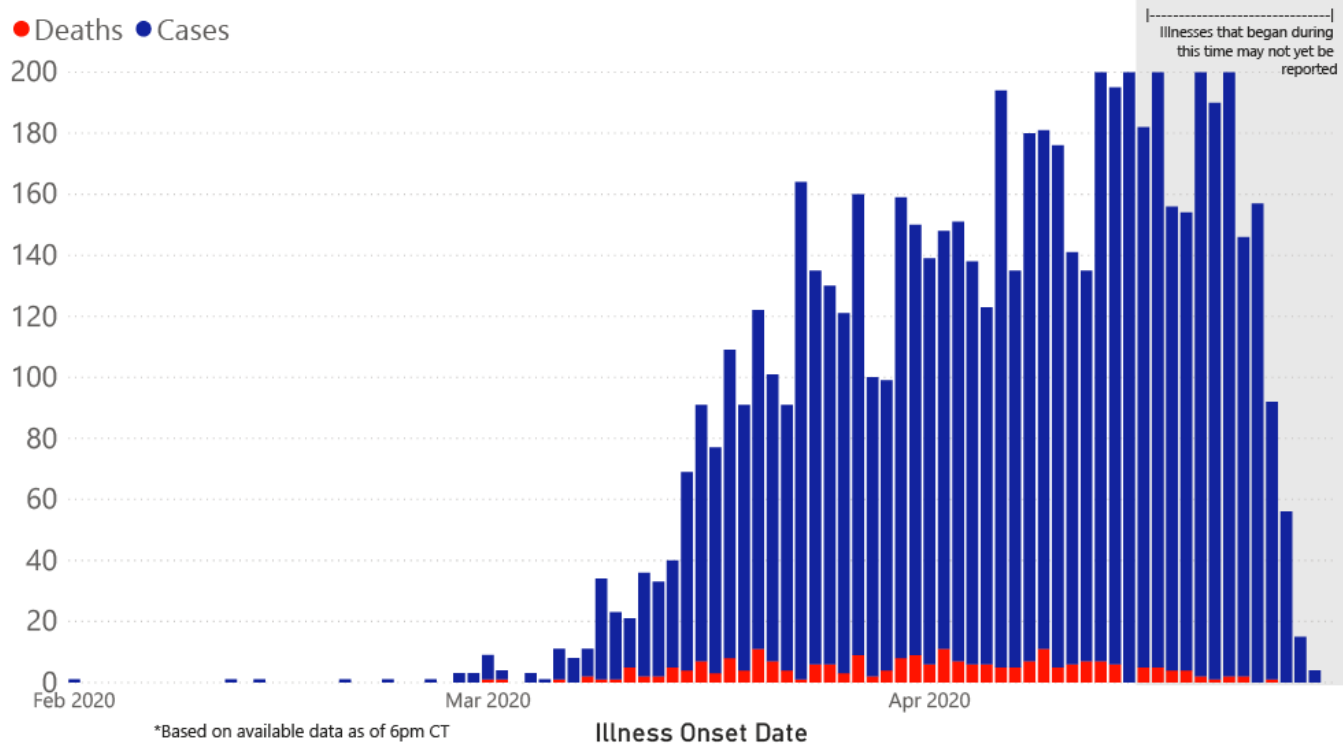
► [View interactive charts](#)

## Trends and Summary Data

The charts below are based on available data at the time of publication. Charts do not include cases where insufficient details of the case are known.

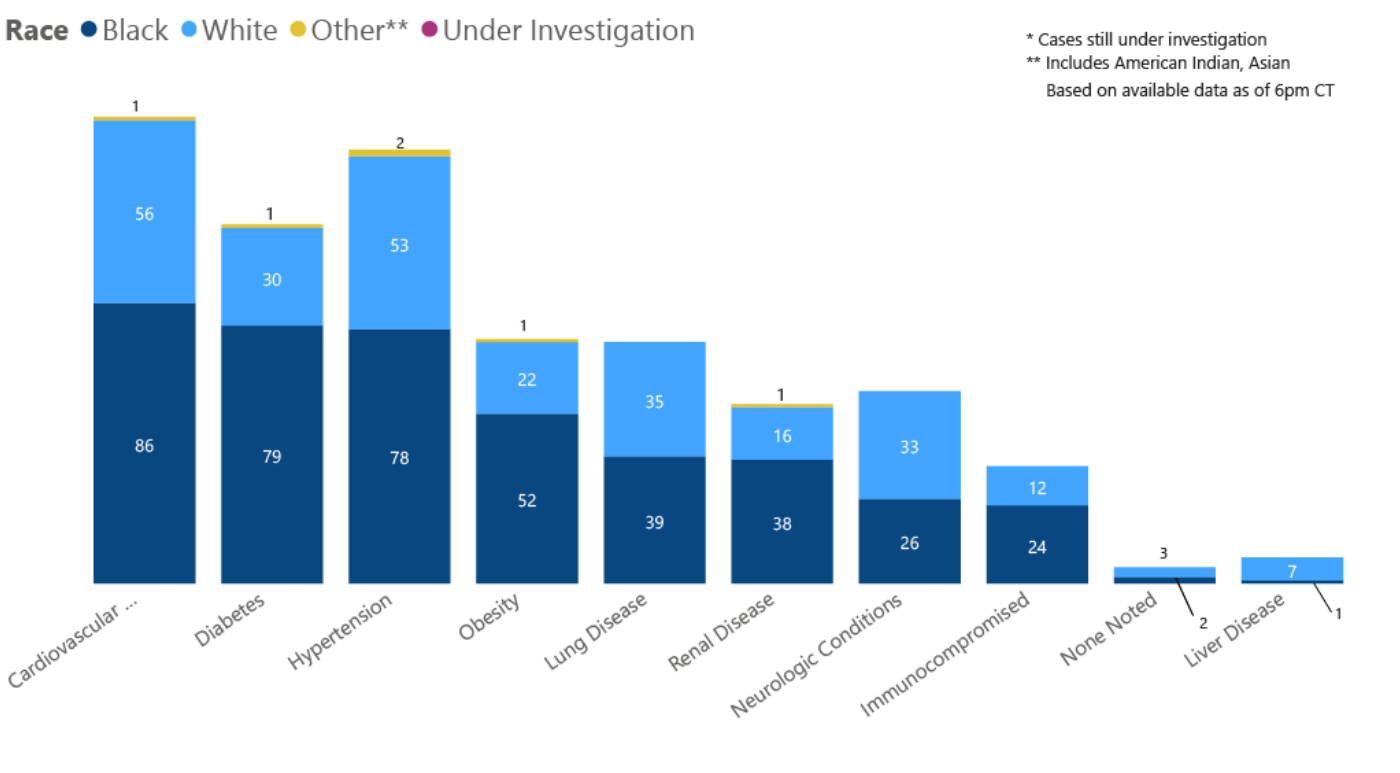
**Note:** In our charts by race, "Other" includes American Indian and Asian.

## COVID-19 Cases and Deaths by Date of Illness Onset through April 29, 2020\*, Mississippi



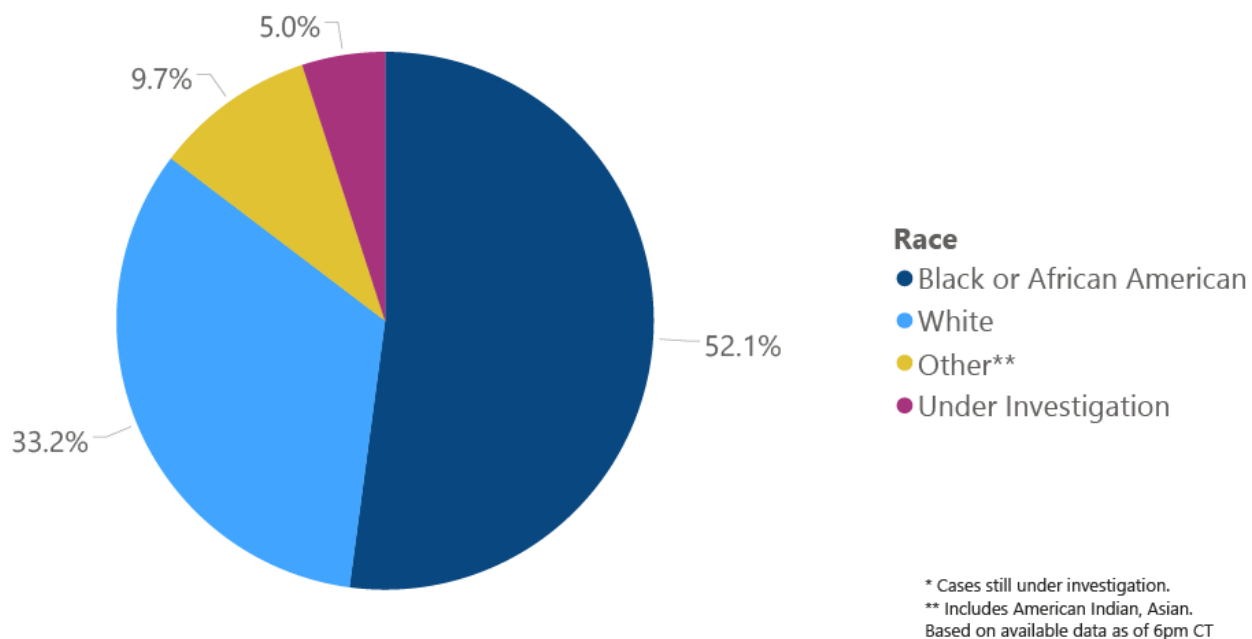
**Note:** Values up to two weeks in the past on the Date of Illness Onset chart above can change as we update it with new information from disease investigation.

## COVID-19 Underlying Conditions in Deaths by Race through April 28, 2020\*, Mississippi

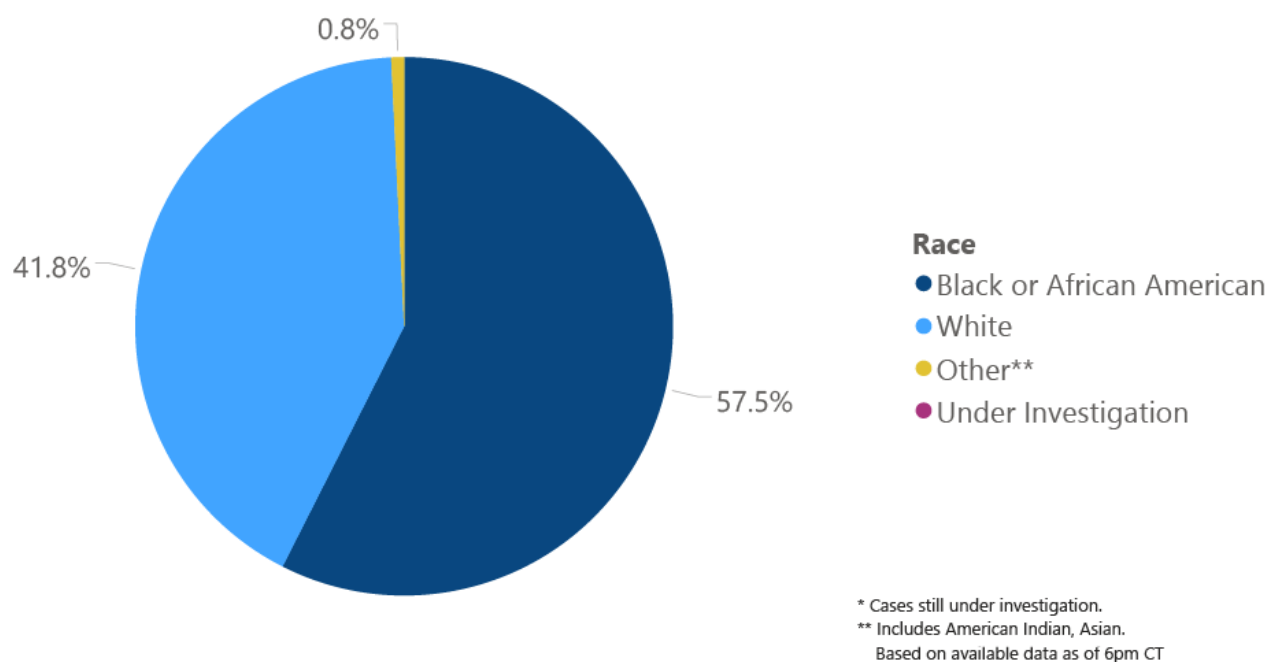


**Note:** Our most recent data for this chart is from April 28th.

## COVID-19 Cases by Race through April 29, 2020\*, Mississippi



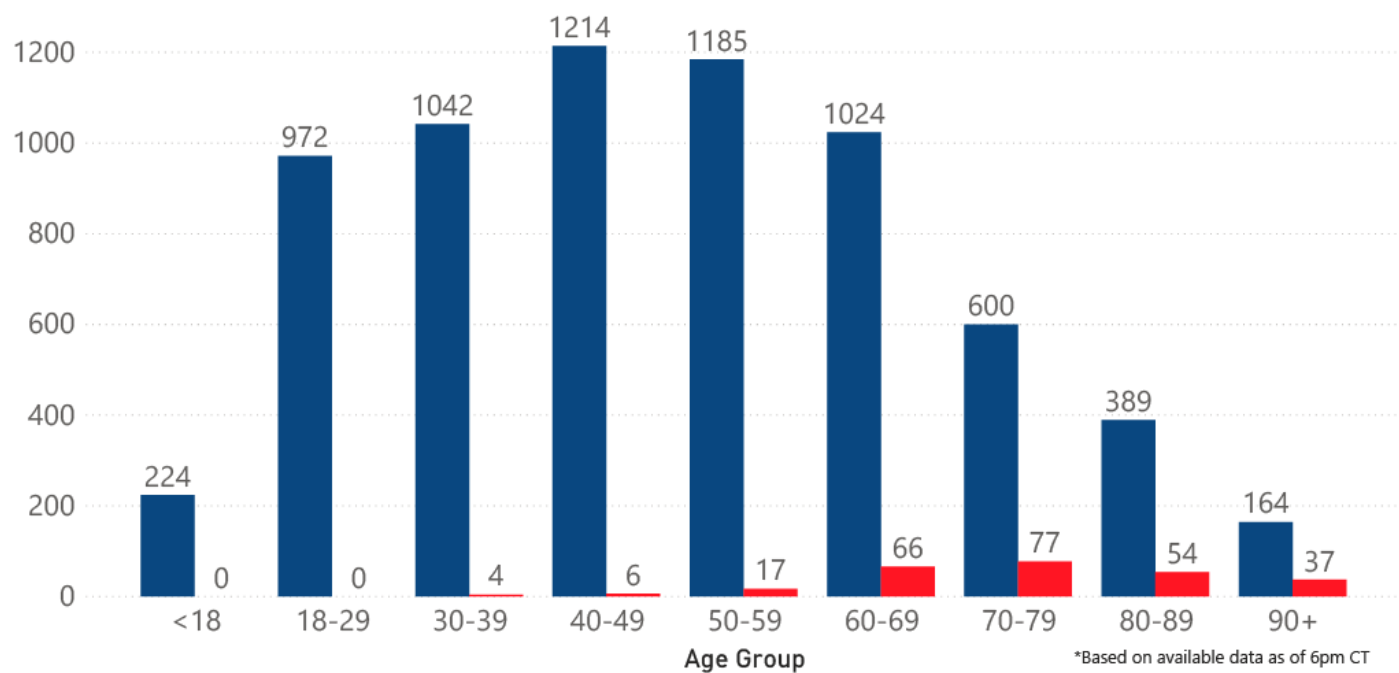
## COVID-19 Deaths by Race through April 29, 2020\*, Mississippi



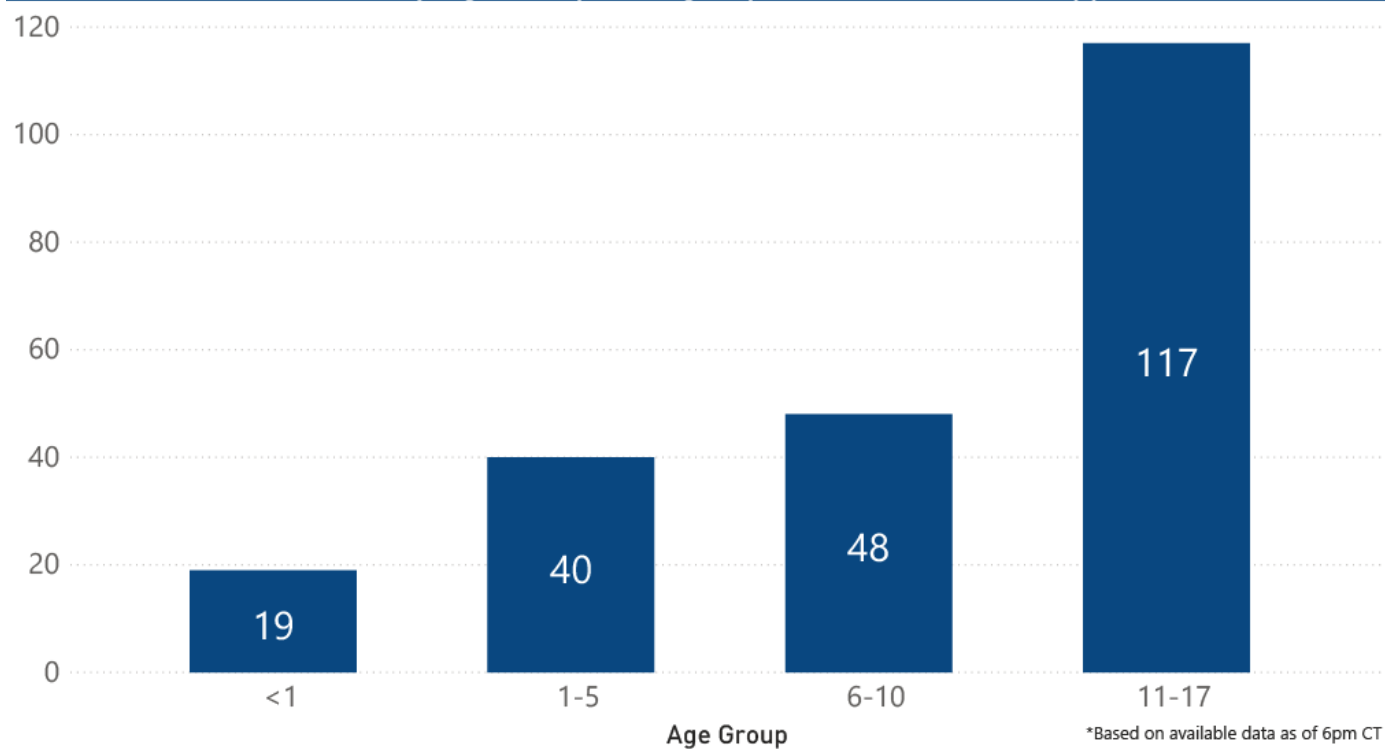


## COVID-19 Cases and Deaths by Age Group through April 29, 2020\*, Mississippi

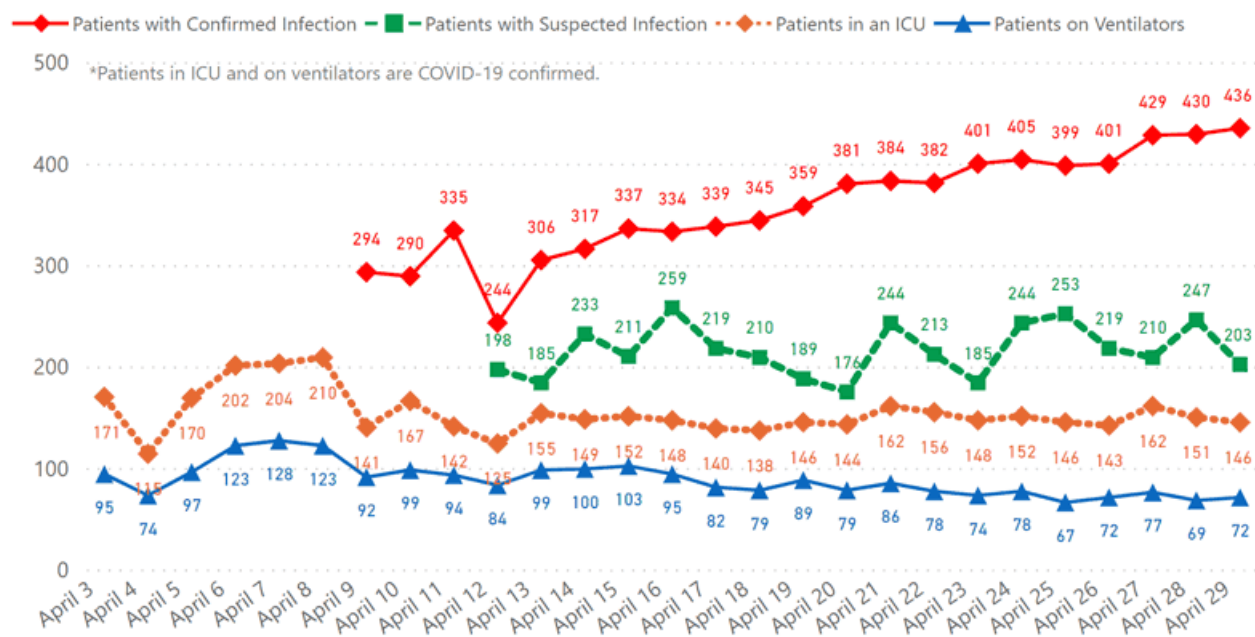
● Cases ● Deaths



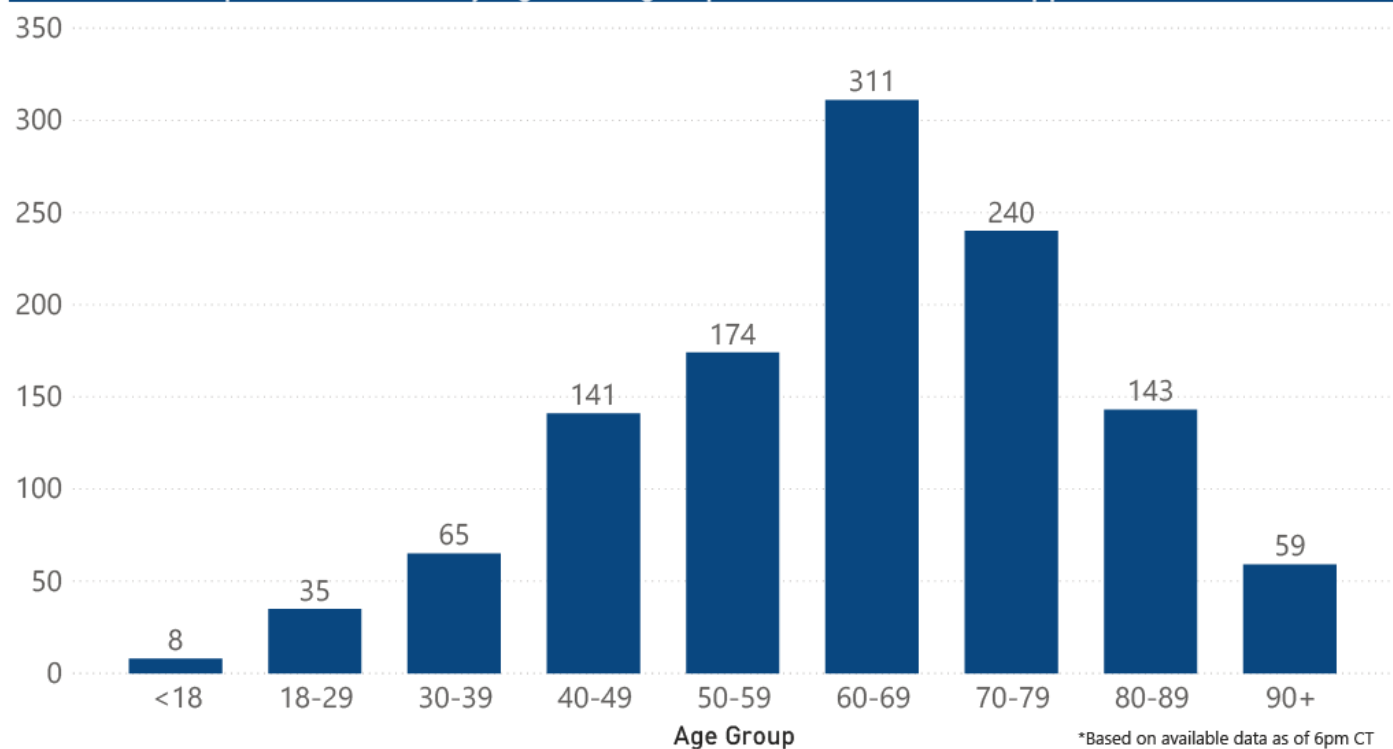
## COVID-19 Pediatric Cases by Age Group through April 29, 2020\*, Mississippi



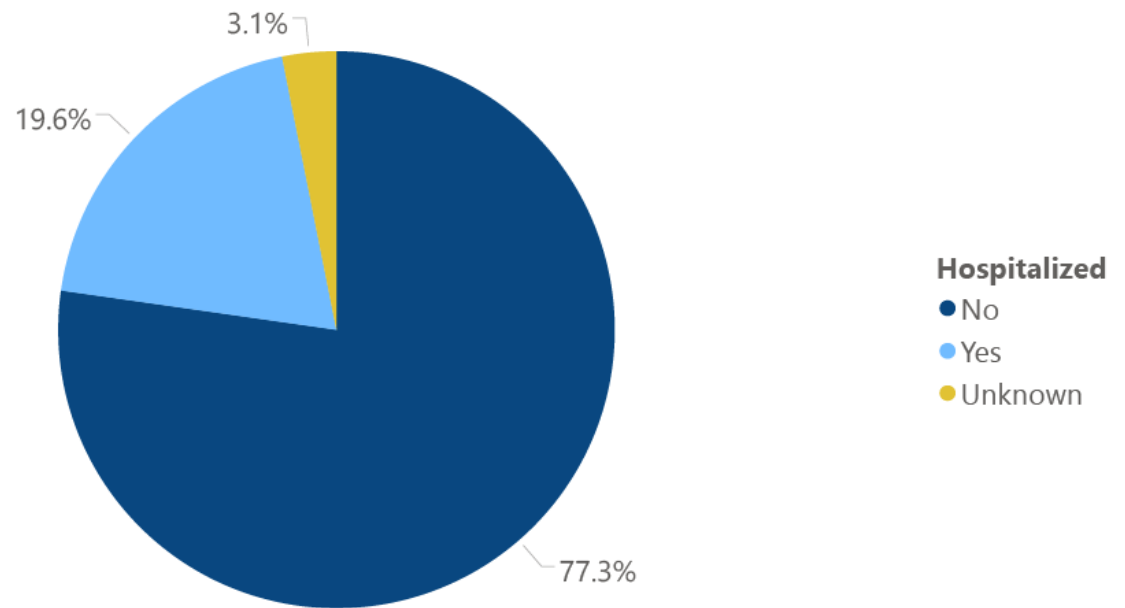
## COVID-19 Hospitalizations Reported by Mississippi Hospitals\*



## COVID-19 Hospitalized Cases by Age through April 29, 2020\*, Mississippi

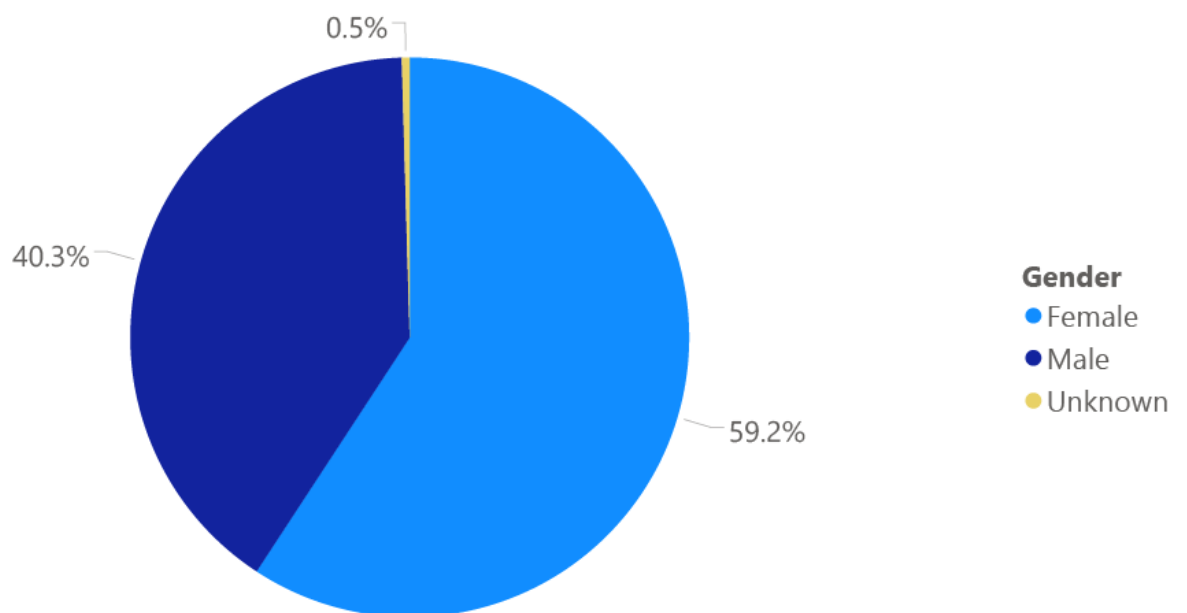


## COVID-19 Cumulative Hospitalizations-Investigated Cases April 29, 2020 \*



\* N=5997, 818 cases excluded due to ongoing investigations, based on available data as of 6 pm CT

## COVID-19 Cases by Gender through April 29, 2020\*, Mississippi

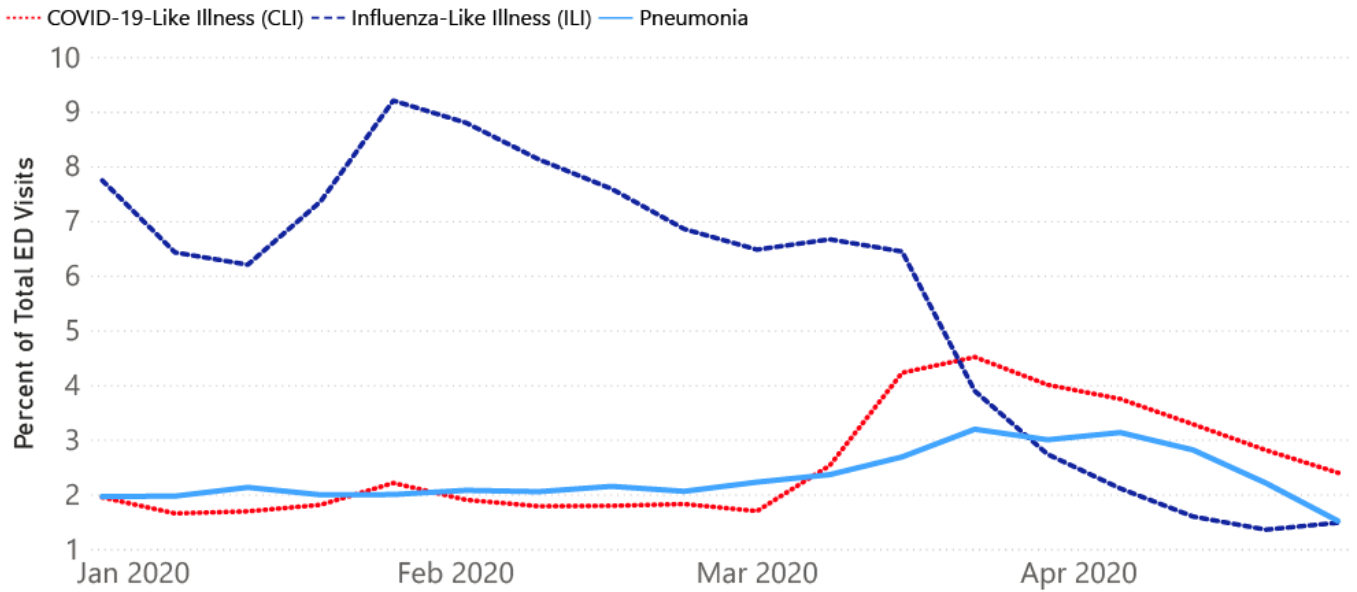


\*Based on available data as of 6pm CT

## Syndromic Surveillance

Emergency department visits by those with symptoms characteristic of COVID-19, influenza and pneumonia, updated weekly.

## Percentage of Emergency Department visits for CLI, ILI, and Pneumonia Cases Weekly Statewide Summary, December 29, 2019 - April 26, 2020



\*The graph represents syndromic surveillance data from emergency department visits, reported electronically by hospitals throughout the state, that are consistent with COVID-19-Like Illness (CLI), Influenza-Like Illness (ILI), and Pneumonia. Based on available data as of 6pm CT. Graph will be updated weekly.

## Estimated Recoveries

Presumed COVID-19 cases recovered, estimated weekly (does not include cases still under investigation).

### COVID-19 Presumed Recovered Cases through April 28, 2020, Mississippi

**3413**  
Presumed Recovered\*

\*Reflects Provisional Estimates. Presumed Recovered if:

- 1) It has been 14 days or more since the case tested positive, if they were not hospitalized
- 2) It has been 21 days or more since the case tested positive, if they were hospitalized or hospitalization was unknown.

N=5534, 785 cases excluded due to ongoing investigations; all deaths excluded. Presumed recovered counts will be updated weekly.

## U.S. and World Cases

- [Coronavirus COVID-19 cases in the United States \(CDC\)](#)
- [COVID-19 Global Case Map \(Johns Hopkins University\)](#)

---

# COVID-19 Testing

## Statewide Combined Testing Summary

COVID-19 testing providers around the state include commercial laboratories as well as hospital labs. Combined with testing done by the MSDH Public Health Laboratory, the figures provide a complete picture of all Mississippi testing. We will update these figures as data becomes available.

Combined testing totals (MSDH, hospital laboratories and commercial testing providers) as of April 28, 2020.

Total individuals tested by the MSDH Public Health Laboratory	12,335
Total individuals tested by other providers	53,759
Total individuals tested for COVID-19 statewide	<b>66,094</b>

## MSDH Testing Summary

MSDH Public Health Laboratory (MPHL) testing totals as of 6 p.m., April 29, 2020. These totals are for tests performed at the MPHL only.

- Total individuals tested by the MPHL: **12,321**
- Total positive individuals from MPHL tests: **1,491**

## Getting Tested for COVID-19

The MSDH Public Health Laboratory, its partners, and private providers are testing statewide for COVID-19.

Anyone with symptoms of fever, severe cough or severe chest pains – especially those who are older or in poor health – should make arrangements for testing with their doctor or one of the many healthcare providers now performing testing. Healthcare providers can assess your health history and symptoms, and perform testing for COVID-19 as needed. MSDH is also helping conduct free drive-up testing sites in many parts of the state. **Always call ahead to the testing provider for instructions on safely being examined before you visit for your test.**

► [Find a COVID-19 testing provider near you](#)

► [Video: A tour through COVID-19 testing at the MSDH Public Health Lab](#)

---

## What MSDH Is Doing

The Mississippi State Department of Health is aggressively responding to the rapidly evolving COVID-19 situation. With other state agencies, it has activated emergency operations in order to slow the spread of COVID-19 in Mississippi.

Other steps that MSDH is taking include:

- **Surveillance:** Increasing surveillance (monitoring) activities to identify cases of COVID-19 as quickly as possible and to limit person-to-person transmission.
- **Testing:** Making COVID-19 testing available for healthcare providers through the MSDH Public Health Laboratory.
- **Planning:** Working directly with hospitals and healthcare providers across the state to plan for possible cases of COVID-19, preparing them to identify and safely treat cases.
- **Readiness:** Assessing statewide hospital capacities, ensuring the capacity of the MSDH Public Health Laboratory for COVID-19 testing, and informing all Mississippi healthcare providers about procedures for identifying and testing for coronavirus cases.
- **Information:** Providing guidance to business, education and other entities on how to respond to the possible spread of COVID-19 in the community.

## Prevention and Preparation for Individuals and the Community

► [Preventive steps to take, recommendations, guidances and general information on COVID-19](#)

Subscribe to our free newsletter and health alerts:



Last reviewed on Mar 5,  
2020

[error on this](#)

[email page](#)

[print](#)

### *Related resources*

► [Local COVID-19 Testing Providers](#)

► [COVID-19 Guidance and Prevention for Individuals and the Community](#)

Updated April 23, 2020

### *More topics*

- [Diagnostic Testing EUA](#)
- [Handouts and Posters](#)
- [Healthcare Professionals](#)
- [Interactive Map and Charts](#)
- [Other Languages](#)
- [Prevention and Safety Guidance](#)
- [Testing for COVID-19](#)



## Cover your coughs

Use a tissue to blow your nose, and wash your hands afterward.

[MORE PREVENTION TIPS](#)

### AGENCY

[About Us](#)

[Administration](#)

[Board of Health](#)  
[County Offices](#)  
[Institutional Review](#)  
[Jobs](#)  
[Locations](#)  
[Public Health Laboratory](#)  
[RFPs/Grants](#)

[More »](#)

---

[Intranet](#)  
[OHIT+ER Service Center](#)  
[Webmail](#)

## **INFORMATION**

---

[Apps](#)  
[Calendar of Events](#)  
[Contact Us](#)  
[Meetings](#)  
[Health Resources](#)  
[Hotlines](#)  
[Locations](#)  
[News](#)  
[Newsletter](#)  
[Phone Numbers](#)  
[Español](#)

## **I NEED A ...**

---

[Birth Certificate](#)  
[Certificate of Need](#)  
[Children's Health Insurance](#)  
[Complaint Form](#)  
[Criminal History Check](#)  
[Death Certificate](#)  
[Divorce Record](#)  
[Food Permit](#)  
[Immunization Record](#)  
[J-1 Visa](#)  
[License Verification](#)  
[Marriage Record](#)  
[Professional License](#)  
[Public Records Request](#)  
[Wastewater Application](#)

## **PUBLICATIONS**

---

[Annual Report](#)

[CON Weekly Reports](#)

[Health Facilities Directory](#)

[Mississippi Morbidity Reports](#)

[Public Health Report](#)

[State Health Plan](#)

[Strategic Plan](#)

[More »](#)

Mississippi State Department of Health • 570 East Woodrow Wilson Dr • Jackson, MS 39216 • 866-HLTHY4U • [Contact and information](#)

