

## Coronavirus Disease 2019 (COVID-19)

*Updated May 7, 2020*



The national Centers for Disease Control and Prevention (CDC) and the Mississippi State Department of Health continue to closely monitor the outbreak of respiratory illnesses caused by the novel (new) coronavirus COVID-19, and are working to limit the spread of cases nationally and in Mississippi. MSDH is actively working with doctors and hospitals to quickly identify cases and respond effectively to limit this outbreak.



If you are waiting for test results, it is essential to remain at home. Do not go to work or leave home. Stay in a specific room at home and avoid contact with other family members as much as possible. These steps are important to prevent the possible spread of disease.

► [More important steps for you and your family](#)

## Healthcare Professionals

Guidances and more →

- [MSDH guidances](#)
- [Specimens](#)
- [Lab dropoff](#)
- [CDC guidances](#)
- [MS-HAN Alerts](#)

[ALL HEALTHCARE](#)

## Current Cases and Statistics

County and state data →

- [Total cases and deaths](#)
- [County tables](#)
- [Map and charts](#)
- [Lab testing](#)
- [Recoveries](#)

[ALL STATISTICS](#)

## Prevention, Safety and Testing

Personal and community →

- ▶ [Testing locations](#)
- ▶ [Personal protection](#)
- ▶ [Community prevention](#)
- ▶ [After you get tested](#)
- ▶ [General information](#)

### ALL PREVENTION

Mississippi Coronavirus Hotline (7 days a week, 7 a.m.–11 p.m.): 877-978-6453  
Hard of hearing? Dial 711 for assistance.

Local COVID-19 testing: [Find COVID-19 testing near you »](#)

## COVID-19 in Mississippi

### Total Mississippi Cases and Deaths as of May 6

Daily totals as of 6 p.m. of all reported cases and deaths since March 11, 2020.

- New cases reported today: **262**
- New deaths reported today: **22**  
includes 9 deaths from prior weeks identified through death certificate investigation

About our case counts: We currently update our map and statistics each morning with test results from the previous day. Outside laboratories also report positive test results to us, which are included in our totals.

County case numbers and deaths may change as investigation finds new or additional information.

### Cases and Deaths by County

Totals of all reported cases since March 11, including those in long-term care (LTC) facilities.

County	Total Cases	Total Deaths	Total LTC Facility Cases	Total LTC Facility Deaths
Adams	157	11	38	5
Alcorn	10	1	0	0
Amite	33	0	1	0
Attala	170	3	41	3
Benton	13	0	1	0

County	Total Cases	Total Deaths	Total LTC Facility Cases	Total LTC Facility Deaths
Bolivar	115	8	16	2
Calhoun	57	4	23	4
Carroll	99	3	39	2
Chickasaw	84	9	25	6
Choctaw	14	2	0	0
Claiborne	33	0	0	0
Clarke	71	6	12	3
Clay	63	3	0	0
Coahoma	70	3	0	0
Copiah	141	1	2	1
Covington	84	0	0	0
Desoto	320	5	1	1
Forrest	283	18	29	9
Franklin	18	1	0	0
George	15	1	0	0
Greene	6	1	0	0
Grenada	45	2	14	2
Hancock	72	9	6	3
Harrison	188	6	1	1
Hinds	600	11	20	6
Holmes	190	16	28	5
Humphreys	28	4	7	2
Itawamba	66	6	32	5
Jackson	272	11	39	2
Jasper	76	2	0	0
Jefferson	30	0	0	0
Jefferson Davis	47	1	2	0
Jones	209	4	17	0
Kemper	84	6	19	3
Lafayette	96	3	36	0
Lamar	136	4	2	1
Lauderdale	450	40	113	25
Lawrence	61	0	1	0

County	Total Cases	Total Deaths	Total LTC Facility Cases	Total LTC Facility Deaths
Leake	267	2	0	0
Lee	73	4	5	0
Leflore	180	18	44	8
Lincoln	179	12	54	8
Lowndes	71	3	7	2
Madison	333	12	42	9
Marion	80	7	14	2
Marshall	50	2	0	0
Monroe	188	20	91	18
Montgomery	56	1	0	0
Neshoba	261	11	27	3
Newton	121	0	1	0
Noxubee	97	2	9	2
Oktibbeha	62	4	11	3
Panola	43	2	0	0
Pearl River	188	24	42	6
Perry	33	1	0	0
Pike	162	9	14	4
Pontotoc	22	2	4	0
Prentiss	33	2	20	2
Quitman	16	0	0	0
Rankin	231	6	6	0
Scott	423	5	9	1
Sharkey	5	0	0	0
Simpson	56	0	2	0
Smith	95	6	24	3
Stone	23	0	0	0
Sunflower	61	3	0	0
Tallahatchie	12	1	0	0
Tate	48	0	1	0
Tippah	61	10	0	0
Tishomingo	8	0	1	0
Tunica	39	2	12	2
Union	41	3	11	2

County	Total Cases	Total Deaths	Total LTC Facility Cases	Total LTC Facility Deaths
Walthall	36	0	0	0
Warren	90	2	11	0
Washington	78	3	4	1
Wayne	27	0	1	0
Webster	21	1	0	0
Wilkinson	74	9	5	2
Winston	57	0	0	0
Yalobusha	25	0	0	0
Yazoo	154	2	0	0
Total	8,686	396	1,037	169

The numbers in this table are provisional. County case numbers and deaths may change as investigation finds new or additional information about residence.

## Long-Term Care Facility Cases and Deaths by Race

Long-term care (LTC) facilities like nursing homes are considered high risk locations because their residents are older or in poor health. Even one case of COVID-19 in these facilities among residents or employees is considered an outbreak. We investigate residents, staff and close contacts of infected individuals for possible exposure. (Long-term care facilities include nursing homes, intermediate care facilities for individuals with intellectual disabilities, personal care homes, assisted living facilities, long-term acute care facilities, and psychiatric or chemical dependency residential treatment centers.)

► [View a table by county of Mississippi COVID-19 cases in long-term care facilities](#) PDF

## Mississippi Cases and Deaths Tables

► [Mississippi COVID-19 cases by county, race and ethnicity](#) PDF

► [Mississippi COVID-19 deaths by county, race and ethnicity](#) PDF

## Mississippi COVID-19 Map and Charts

### Data Overviews as of May 6

Our state case map and other data charts are also available in interactive form.

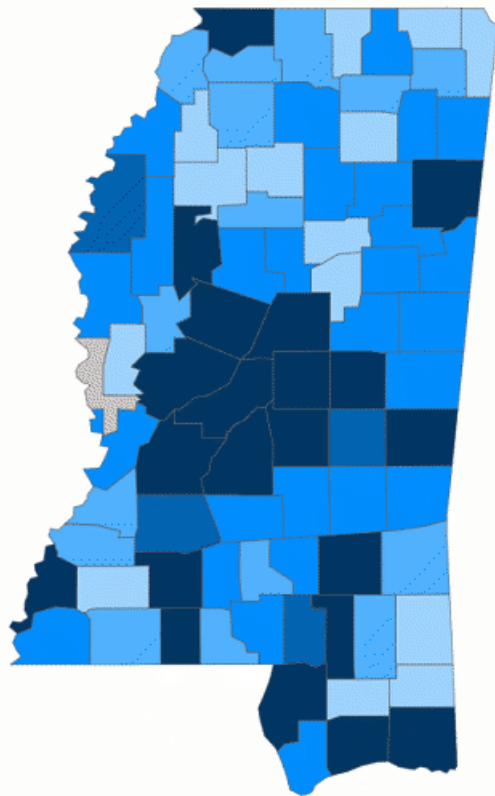
► [View interactive map](#)

► [View interactive epidemiological trend and syndromic surveillance](#)

► [View interactive hospitalization chart](#)

The charts below are based on available data at the time of publication. Charts do not include cases where insufficient details of the case are known.

Mississippi COVID-19  
Cases and Deaths by Race with Ethnicity  
as of 6 pm CT, May 6, 2020



Total Cases

8,686

	American Indian or Alaska Native	Asian	Black	White	Other	Unknown
Non Hispanic	60	24	4057	2370	181	14
Hispanic	2	0	12	108	325	10
Unknown Ethnicity	143	6	463	398	158	355

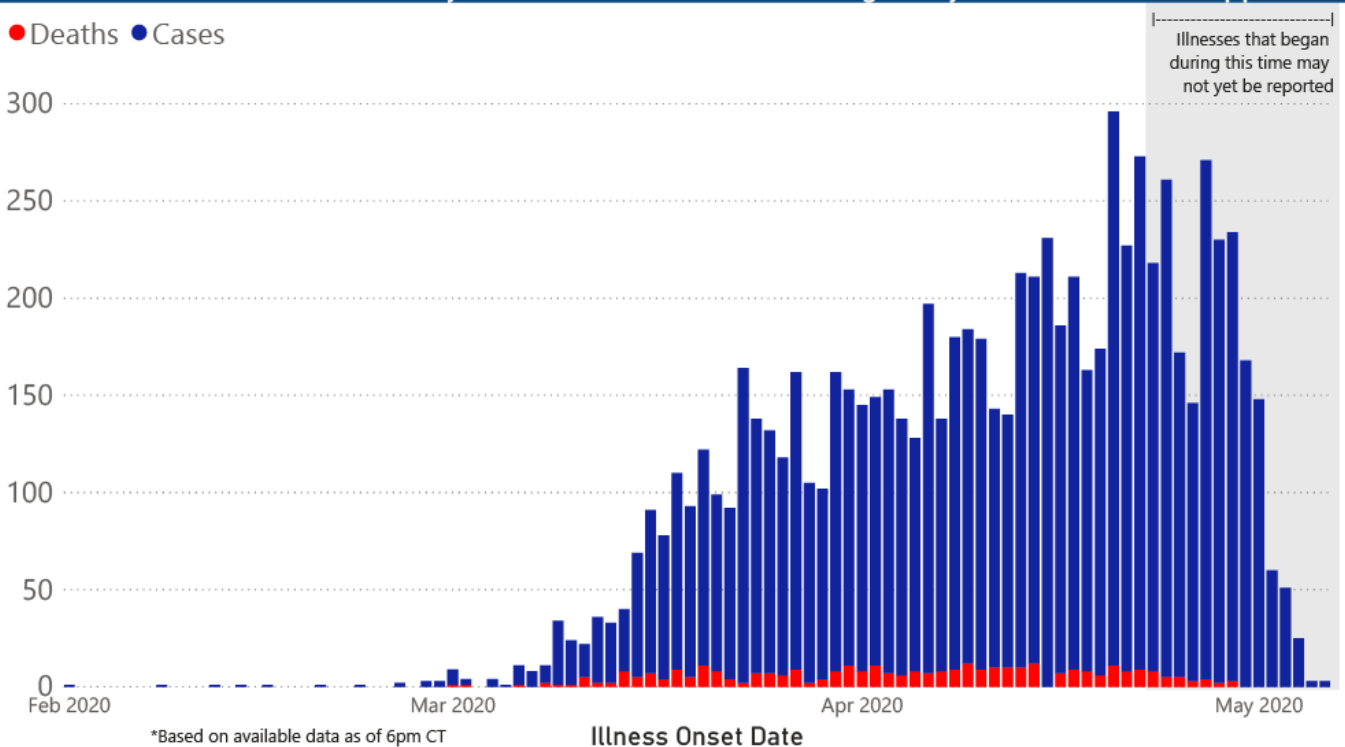
Total Deaths

396

	American Indian or Alaska Native	Asian	Black	White	Other	Unknown
Non Hispanic	5	0	186	139	0	0
Hispanic	0	0	1	2	2	0
Unknown Ethnicity	3	0	28	29	1	0

COVID-19 Cases and Deaths by Date of Illness Onset through May 6, 2020\*, Mississippi

● Deaths ● Cases

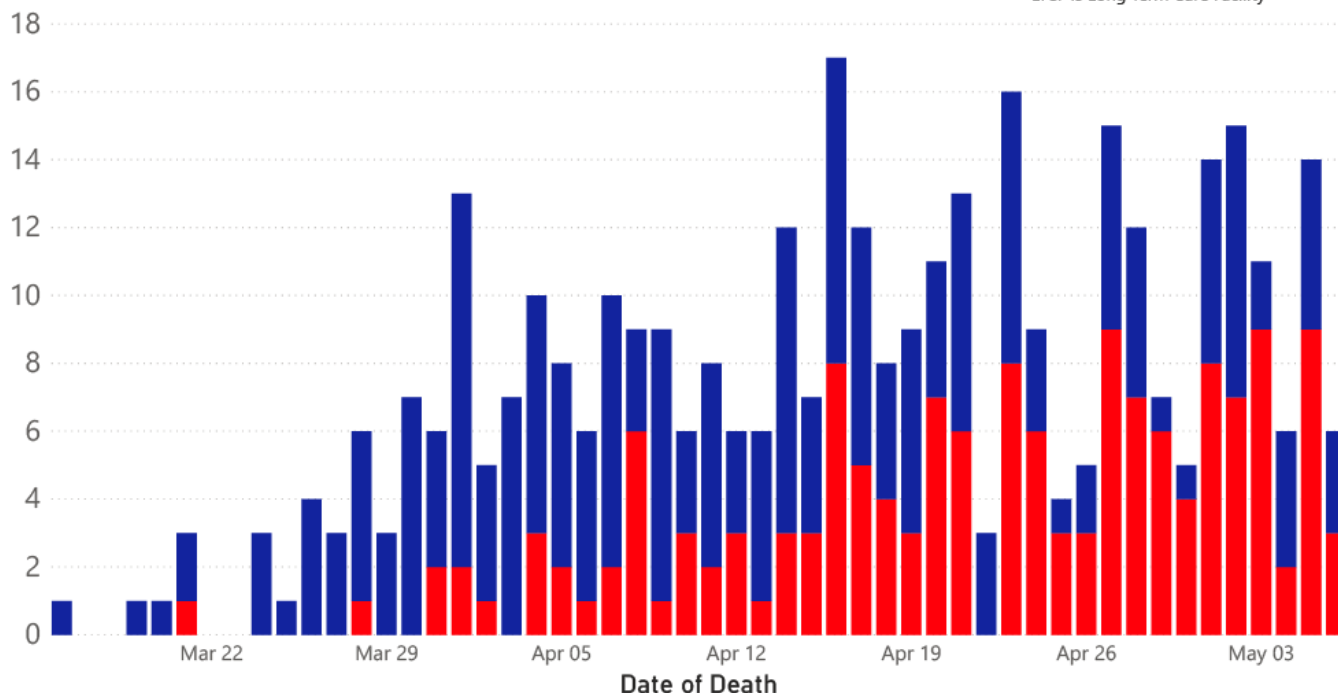


Note: Values up to two weeks in the past on the Date of Illness Onset chart above can change as we update it with new information from disease investigation.

## COVID-19 LTCF and Non-LTCF Deaths by Date of Death through May 6, 2020\*, Mississippi

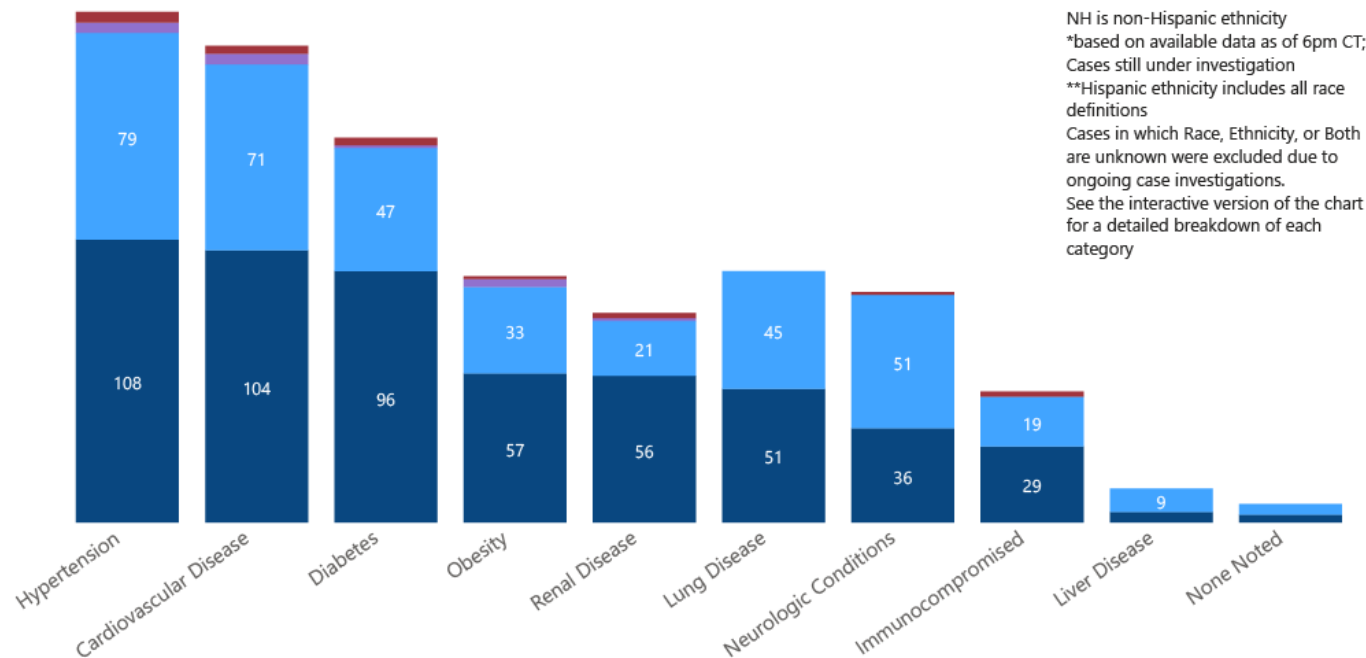
● Resident of LTCF Deaths ● Non-Resident of LTCF Deaths

\*based on available data as of 6pm CT  
LTCF is Long Term Care Facility



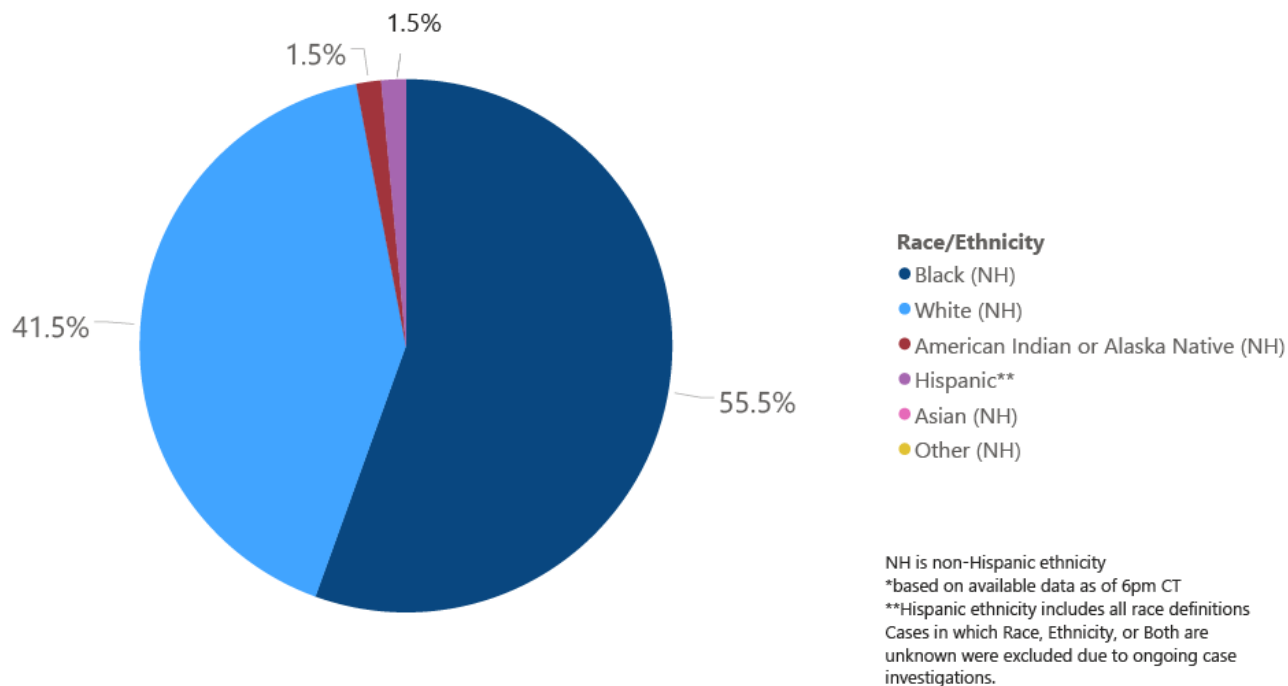
## COVID-19 Underlying Conditions in Deaths by Race/Ethnicity through May 6, 2020\*, Mississippi

**Race** ● Black (NH) ● White (NH) ● Hispanic\*\* ● Other (NH) ● American Indian or Alaska Native (NH) ● Asian (NH)

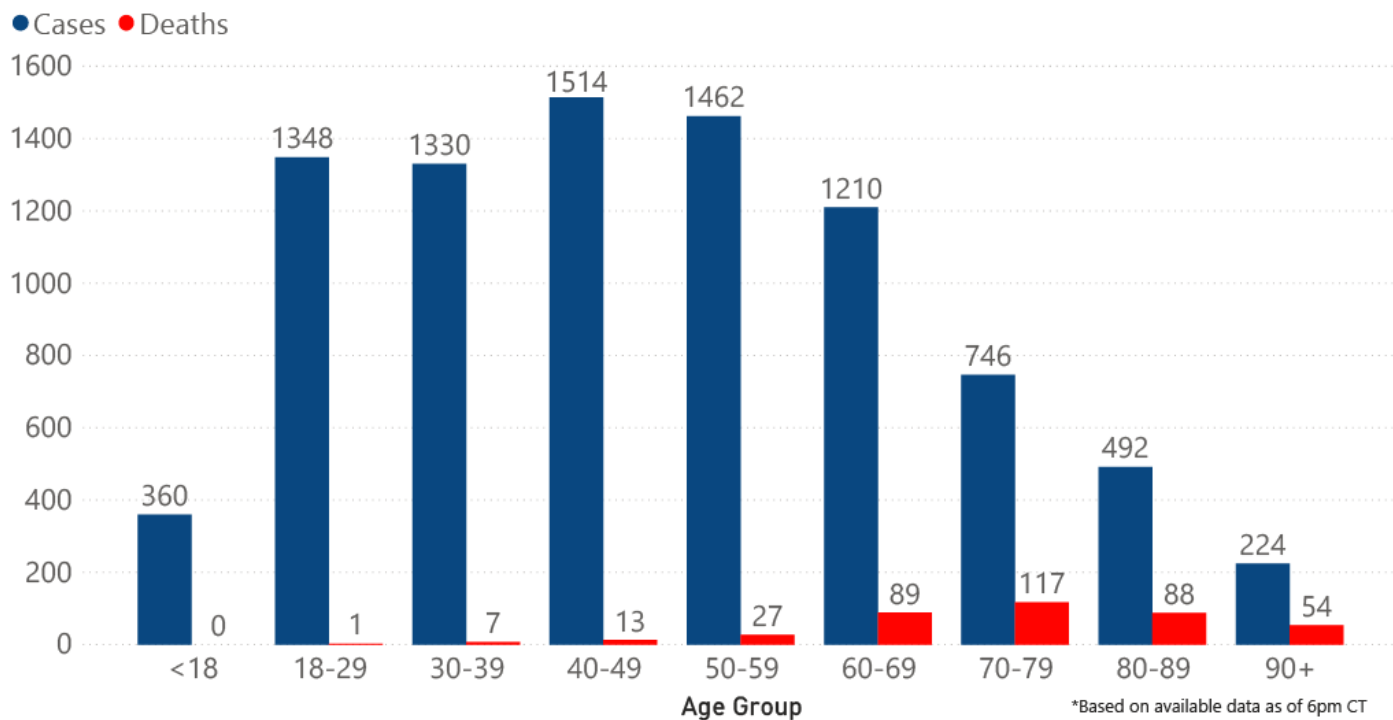


NH is non-Hispanic ethnicity  
\*based on available data as of 6pm CT;  
Cases still under investigation  
\*\*Hispanic ethnicity includes all race definitions  
Cases in which Race, Ethnicity, or Both are unknown were excluded due to ongoing case investigations.  
See the interactive version of the chart for a detailed breakdown of each category

## COVID-19 Deaths by Race/Ethnicity through May 6, 2020\*, Mississippi

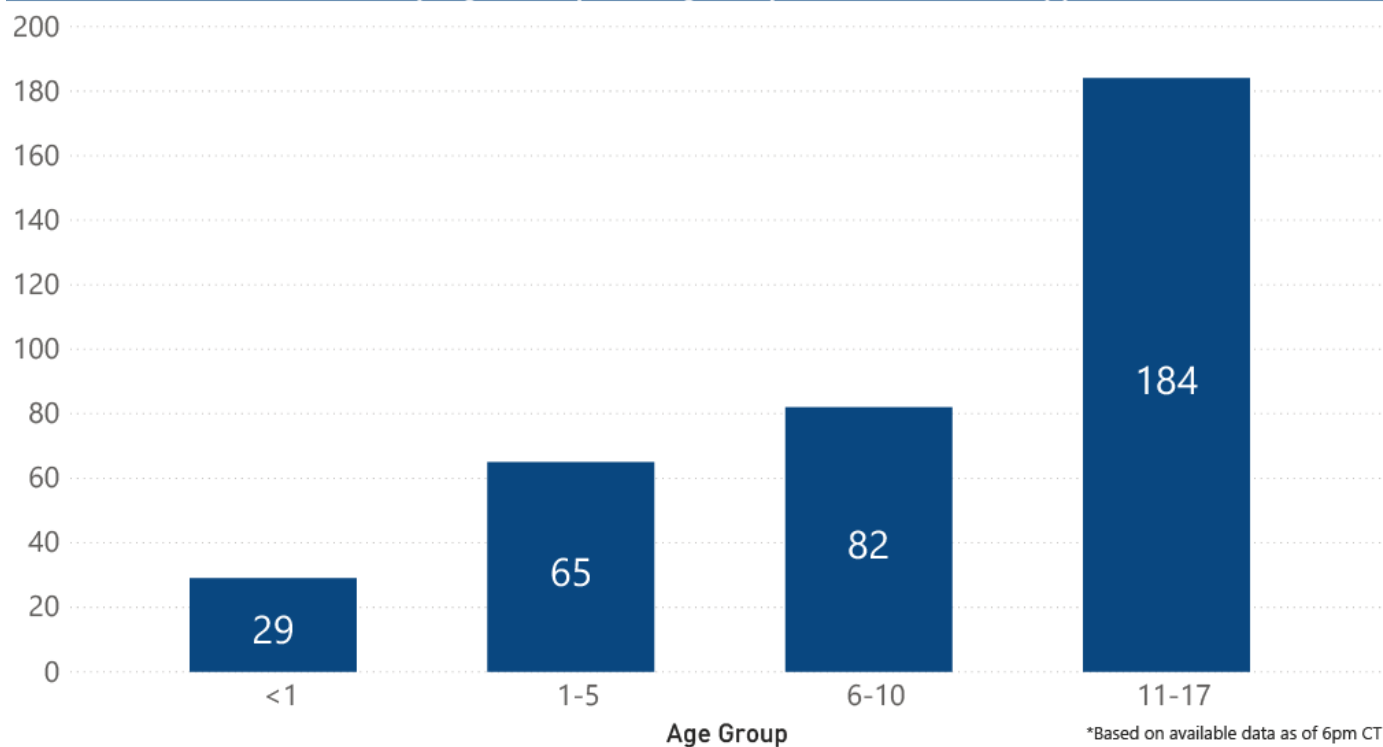


## COVID-19 Cases and Deaths by Age Group through May 6 2020\*, Mississippi

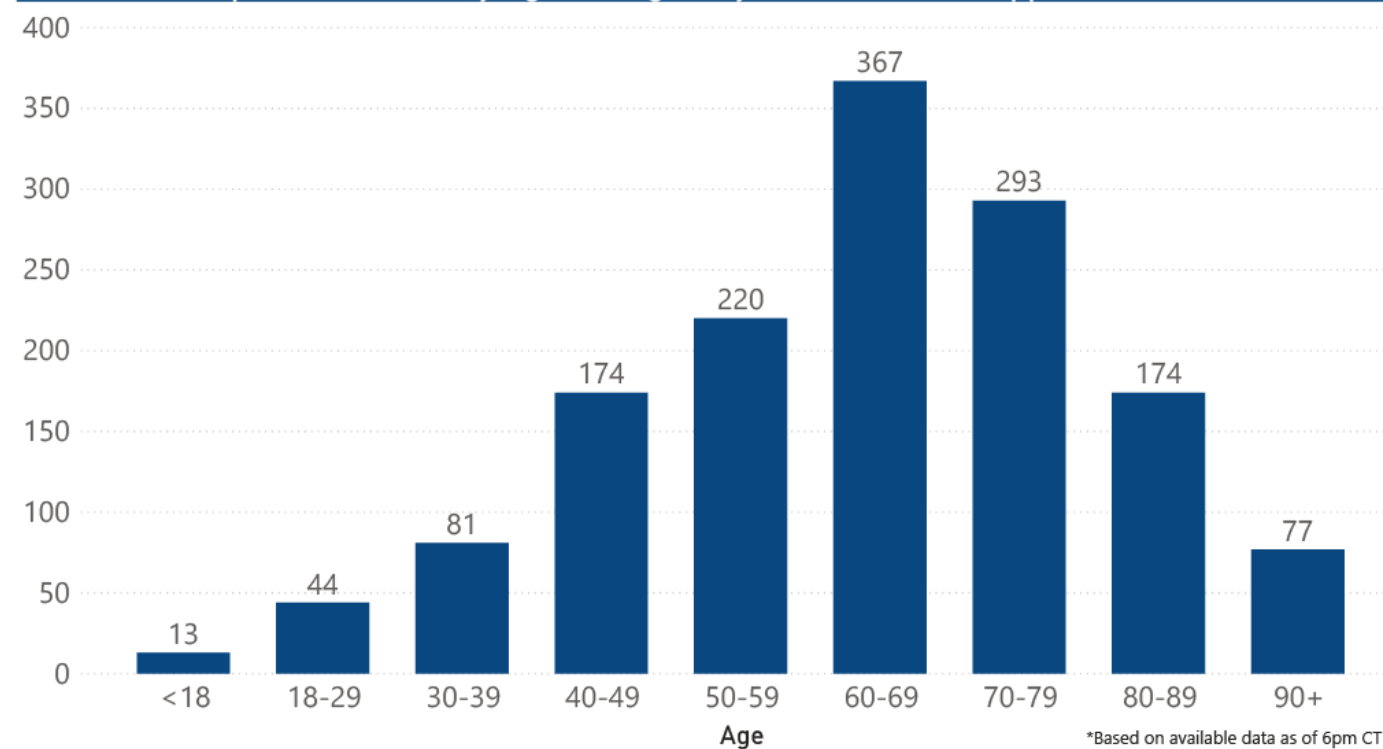




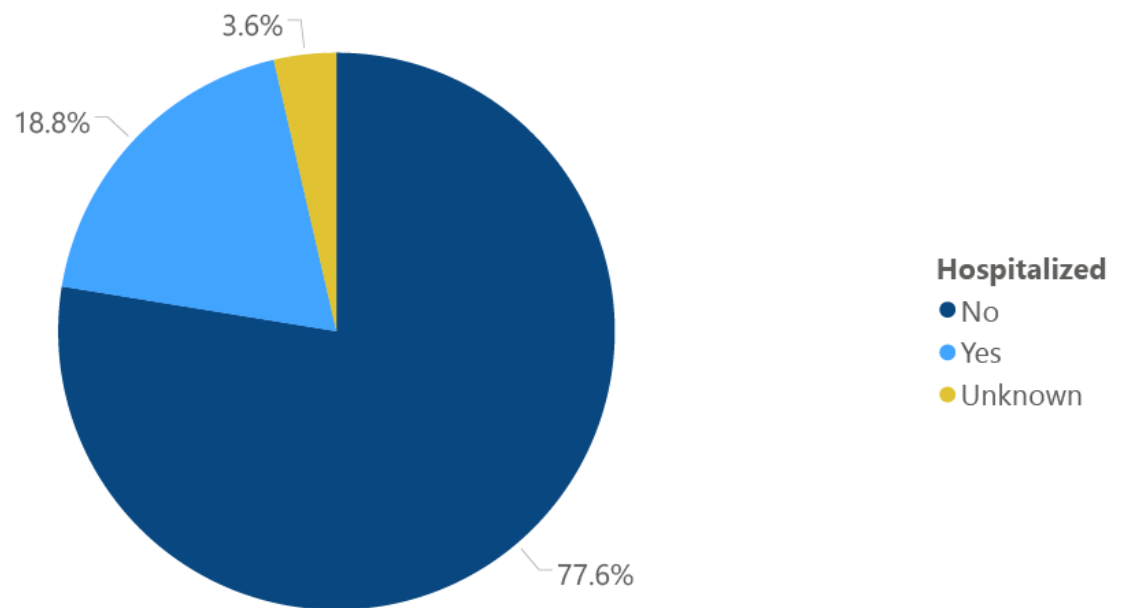
### COVID-19 Pediatric Cases by Age Group through May 6, 2020\*, Mississippi



### COVID-19 Hospitalized Cases by Age through May 6, 2020\*, Mississippi



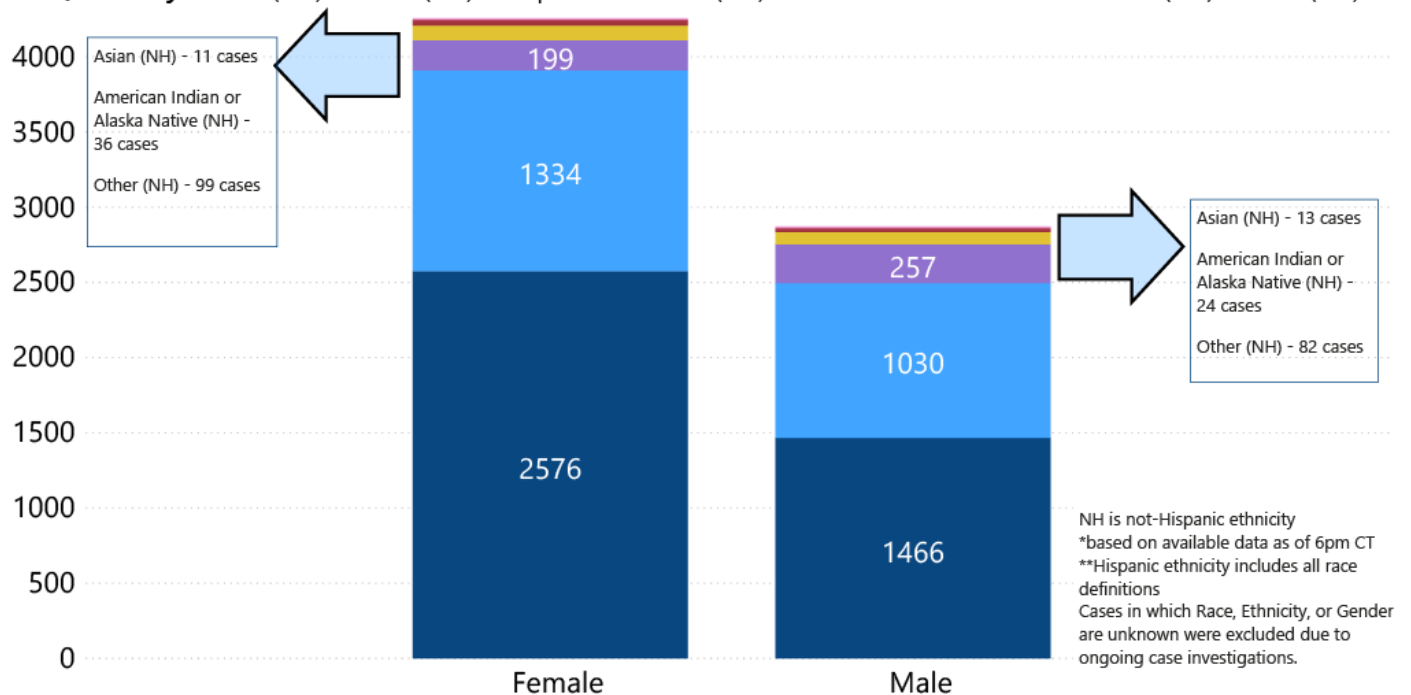
## COVID-19 Cumulative Hospitalizations-Investigated Cases May 6, 2020 \*



\* N=7674, 1012 cases excluded due to ongoing investigations, based on available data as of 6 pm CT

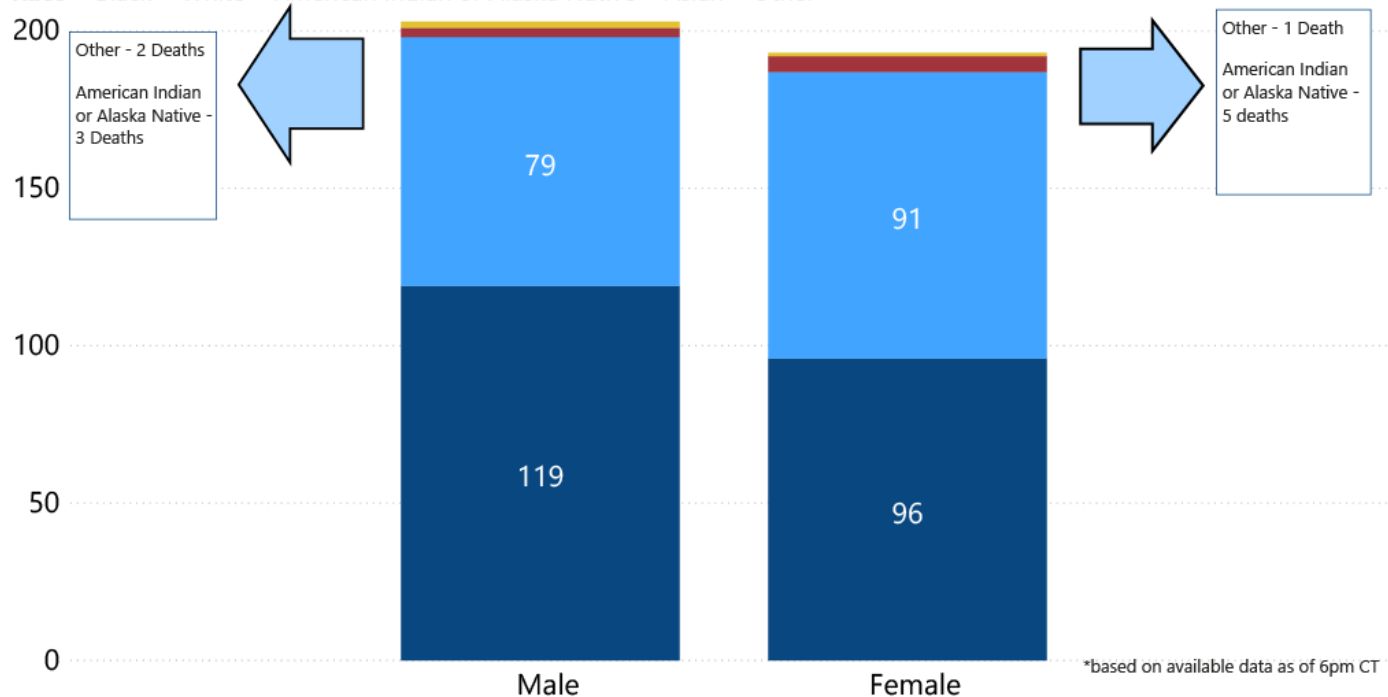
## COVID-19 Cases by Race/Ethnicity and Gender through May 6, 2020\*, Mississippi

**Race/Ethnicity** ● Black (NH) ● White (NH) ● Hispanic\*\* ● Other (NH) ● American Indian or Alaska Native (NH) ● Asian (NH)

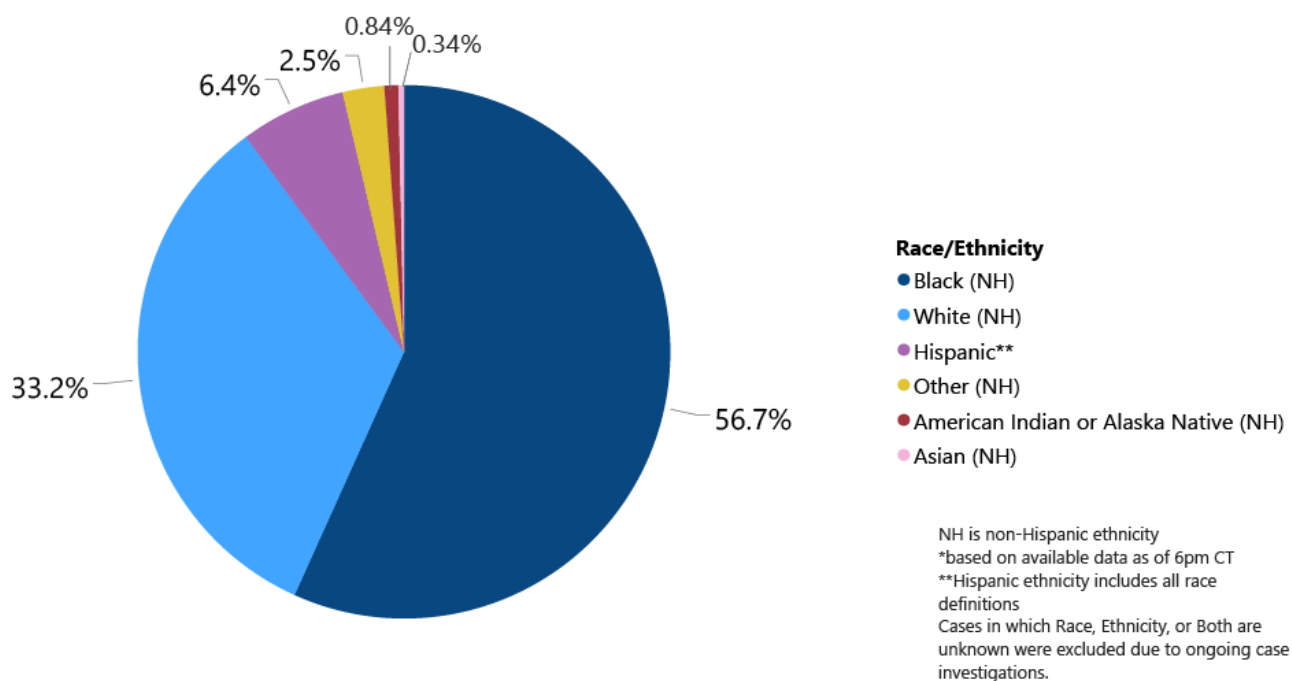


## COVID-19 Deaths by Race and Gender through May 6, 2020\*, Mississippi

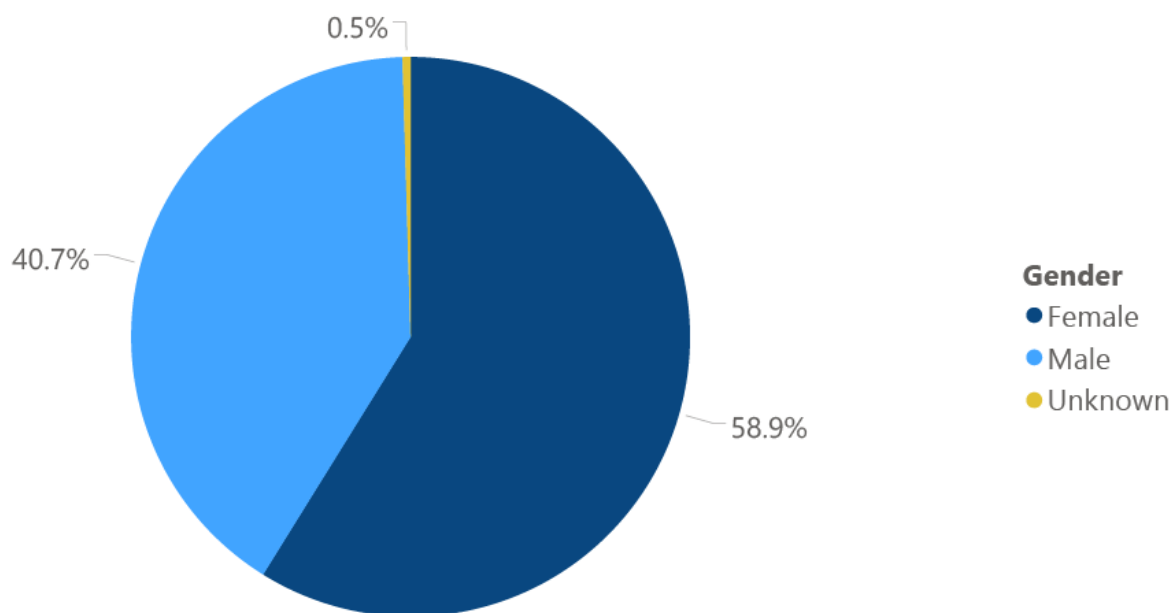
**Race** ● Black ● White ● American Indian or Alaska Native ● Asian ● Other



## COVID-19 Cases by Race/Ethnicity through May 6, 2020\*, Mississippi



## COVID-19 Cases by Gender through May 6, 2020\*, Mississippi

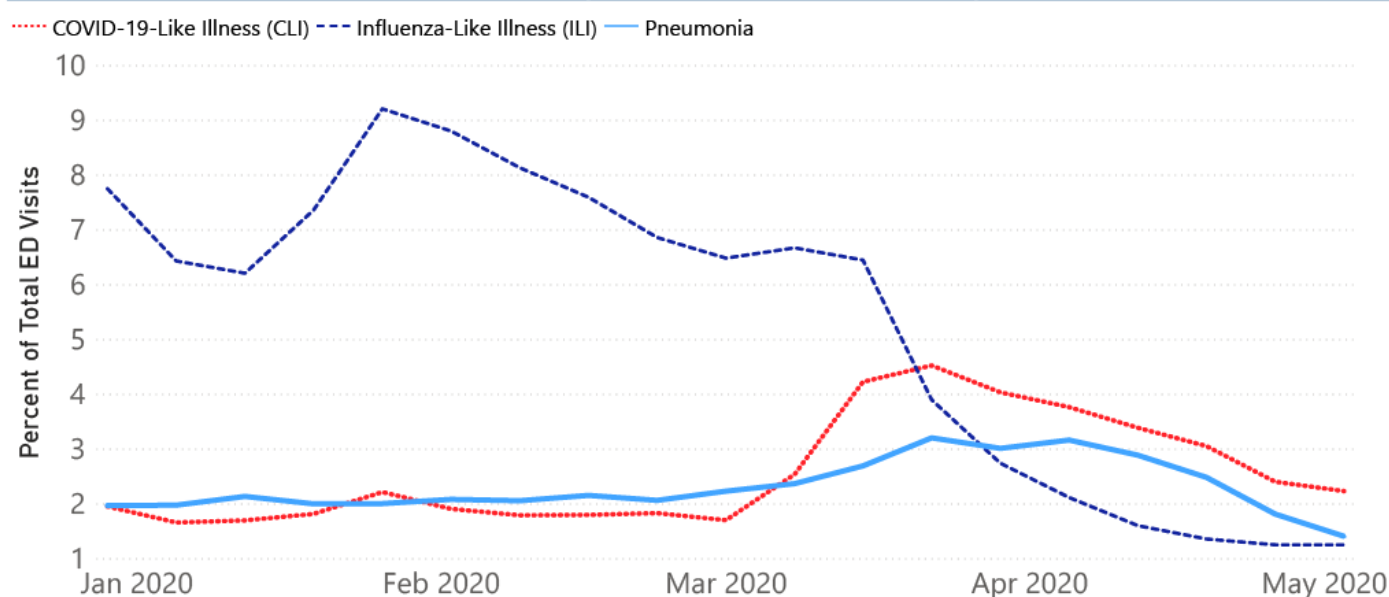


\*Based on available data as of 6pm CT

## Syndromic Surveillance

Emergency department visits by those with symptoms characteristic of COVID-19, influenza and pneumonia, updated weekly.

## Percentage of Emergency Department visits for CLI, ILI, and Pneumonia Cases Weekly Statewide Summary, December 29, 2019 - May 3, 2020



\*The graph represents syndromic surveillance data from emergency department visits, reported electronically by hospitals throughout the state, that are consistent with COVID-19-Like Illness (CLI), Influenza-Like Illness (ILI), and Pneumonia. Based on available data as of 6pm CT. Graph will be updated weekly.

## Estimated Recoveries

## COVID-19 Presumed Recovered Cases through May 3, 2020, Mississippi

4,421  
Presumed Recovered\*

\*Reflects Provisional Estimates. Presumed Recovered if:

- 1) It has been 14 days or more since the case tested positive, if they were not hospitalized
- 2) It has been 21 days or more since the case tested positive, if they were hospitalized or hospitalization was unknown.

All deaths excluded. Presumed recovered counts will be updated weekly.

## U.S. and World Cases

- ▶ [COVID-19 cases in the United States \(CDC\)](#)
- ▶ [U.S. COVID-19 Tracker \(CDC\)](#)
- ▶ [COVID-19 Global Case Map \(Johns Hopkins University\)](#)

## COVID-19 Testing

### Statewide Combined Testing Summary as of May 4

COVID-19 testing providers around the state include commercial laboratories as well as hospital labs. Combined with testing done by the MSDH Public Health Laboratory, the figures provide a complete picture of all Mississippi testing. We will update these figures as data becomes available.

Total individuals tested by the MSDH Public Health Laboratory	13,367
Total individuals tested by other providers	66,941
Total individuals tested for COVID-19 statewide	80,308

### MSDH Testing Summary as of May 6

MSDH Public Health Laboratory (MPHL) testing totals as of 6 p.m. These totals are for tests performed at the MPHL only.

- Total individuals tested by the MPHL: 13,715

- Total positive individuals from MPHL tests: 1,691

## Getting Tested for COVID-19

The MSDH Public Health Laboratory, its partners, and private providers are testing statewide for COVID-19.

Anyone with symptoms of fever, severe cough or severe chest pains – especially those who are older or in poor health – should make arrangements for testing with their doctor or one of the many healthcare providers now performing testing. Healthcare providers can assess your health history and symptoms, and perform testing for COVID-19 as needed. MSDH is also helping conduct free drive-up testing sites in many parts of the state. Always call ahead to the testing provider for instructions on safely being examined before you visit for your test.

► [Find a COVID-19 testing provider near you](#)

► [Video: A tour through COVID-19 testing at the MSDH Public Health Lab](#)

---

## What MSDH Is Doing

The Mississippi State Department of Health is aggressively responding to the rapidly evolving COVID-19 situation. With other state agencies, it has activated emergency operations in order to slow the spread of COVID-19 in Mississippi.

Other steps that MSDH is taking include:

- Surveillance: Increasing surveillance (monitoring) activities to identify cases of COVID-19 as quickly as possible and to limit person-to-person transmission.
- Testing: Making COVID-19 testing available for healthcare providers through the MSDH Public Health Laboratory.
- Planning: Working directly with hospitals and healthcare providers across the state to plan for possible cases of COVID-19, preparing them to identify and safely treat cases.
- Readiness: Assessing statewide hospital capacities, ensuring the capacity of the MSDH Public Health Laboratory for COVID-19 testing, and informing all Mississippi healthcare providers about procedures for identifying and testing for coronavirus cases.
- Information: Providing guidance to business, education and other entities on how to respond to the possible spread of COVID-19 in the community.

---

## Prevention and Preparation for Individuals and the Community

► [Preventive steps to take, recommendations, guidances and general information on COVID-19](#)

Get health alerts and our free newsletter by e-mail:  

Last reviewed on Mar 5,

2020

[error on this](#)

[email page](#)

[print](#)

*Related resources*

► [Local COVID-19 Testing Providers](#)

► [COVID-19 Guidance and Prevention for Individuals and the Community](#)

Updated April 23, 2020

#### *More topics*

► [Diagnostic Testing EUA](#)

► [Handouts and Posters](#)

► [Healthcare Professionals](#)

► [Interactive Map and Charts](#)

► [Other Languages](#)

► [Prevention and Safety Guidance](#)

► [Testing for COVID-19](#)

COVID-19



## Keep your distance

Stay at least six feet apart from others in large groups.

[MORE PREVENTION TIPS](#)

#### AGENCY

[About Us](#)

[Administration](#)

[Board of Health](#)

[County Offices](#)

[Institutional Review](#)

[Jobs](#)

[Locations](#)

[Public Health Laboratory](#)

[RFPs/Grants](#)

[More »](#)

[Intranet](#)

[OHIT+ER Service Center](#)

[Webmail](#)

#### INFORMATION

[Apps](#)

[Calendar of Events](#)

[Contact Us](#)

[Meetings](#)

[Health Resources](#)

[Hotlines](#)

[Locations](#)

[News](#)

[Newsletter](#)

[Phone Numbers](#)

[Español](#)

#### **I NEED A ...**

[Birth Certificate](#)

[Certificate of Need](#)

[Children's Health Insurance](#)

[Complaint Form](#)

[Criminal History Check](#)

[Death Certificate](#)

[Divorce Record](#)

[Food Permit](#)

[Immunization Record](#)

[J-1 Visa](#)

[License Verification](#)

[Marriage Record](#)

[Professional License](#)

[Public Records Request](#)

[Wastewater Application](#)

#### **PUBLICATIONS**

[Annual Report](#)

[CON Weekly Reports](#)

[Health Facilities Directory](#)

[Mississippi Morbidity Reports](#)

[Public Health Report](#)

[State Health Plan](#)

[Strategic Plan](#)

[More »](#)

Mississippi State Department of Health • 570 East Woodrow Wilson Dr • Jackson, MS 39216 • 866-HLTHY4U • [Contact and information](#)

