



## Coronavirus Disease 2019 (COVID-19)

*Updated May 8, 2020*



The national Centers for Disease Control and Prevention (CDC) and the Mississippi State Department of Health continue to closely monitor the outbreak of respiratory illnesses caused by the novel (new) coronavirus COVID-19, and are working to limit the spread of cases nationally and in Mississippi. MSDH is actively working with doctors and hospitals to quickly identify cases and respond effectively to limit this outbreak.



If you are waiting for test results, it is essential to remain at home. Do not go to work or leave home. Stay in a specific room at home and avoid contact with other family members as much as possible. These steps are important to prevent the possible spread of disease.

► [More important steps for you and your family](#)

## Healthcare Professionals

Guidances and more →

- [MSDH guidances](#)
- [Specimens](#)
- [Lab dropoff](#)
- [CDC guidances](#)
- [MS-HAN Alerts](#)

[ALL HEALTHCARE](#)

## Current Cases and Statistics

County and state data →

- [Total cases and deaths](#)
- [County tables](#)
- [Map and charts](#)
- [Lab testing](#)
- [Recoveries](#)

[ALL STATISTICS](#)

## Prevention, Safety and Testing

Personal and community →

- ▶ [Testing locations](#)
- ▶ [Personal protection](#)
- ▶ [Community prevention](#)
- ▶ [After you get tested](#)
- ▶ [General information](#)

### ALL PREVENTION

Mississippi Coronavirus Hotline (7 days a week, 7 a.m.–11 p.m.): 877-978-6453  
Hard of hearing? Dial 711 for assistance.

Local COVID-19 testing: [Find COVID-19 testing near you »](#)

## COVID-19 in Mississippi

### Total Mississippi Cases and Deaths as of May 7

Daily totals as of 6 p.m. of all reported cases and deaths since March 11, 2020.

- New cases reported today: **404**
- New deaths reported today: **13**  
includes 3 deaths from prior weeks identified through death certificate investigation

About our case counts: We currently update our map and statistics each morning with test results from the previous day. Outside laboratories also report positive test results to us, which are included in our totals.

County case numbers and deaths may change as investigation finds new or additional information.

### Cases and Deaths by County

Totals of all reported cases since March 11, including those in long-term care (LTC) facilities.

County	Total Cases	Total Deaths	Total LTC Facility Cases	Total LTC Facility Deaths
Adams	157	11	38	5
Alcorn	10	1	0	0
Amite	33	0	1	0
Attala	182	4	42	4
Benton	13	0	1	0

County	Total Cases	Total Deaths	Total LTC Facility Cases	Total LTC Facility Deaths
Bolivar	118	8	16	2
Calhoun	57	4	23	4
Carroll	97	4	44	3
Chickasaw	88	10	25	6
Choctaw	15	2	0	0
Claiborne	37	0	0	0
Clarke	77	7	12	3
Clay	64	3	0	0
Coahoma	71	3	0	0
Copiah	152	2	2	1
Covington	88	1	0	0
Desoto	325	5	1	1
Forrest	294	20	36	9
Franklin	17	1	0	0
George	15	1	0	0
Greene	6	1	0	0
Grenada	45	2	14	2
Hancock	72	9	6	3
Harrison	193	6	1	1
Hinds	657	11	51	6
Holmes	196	17	28	6
Humphreys	28	4	7	2
Itawamba	67	6	32	5
Jackson	273	11	39	2
Jasper	84	2	0	0
Jefferson	30	0	0	0
Jefferson Davis	51	1	2	0
Jones	223	4	19	0
Kemper	89	6	21	3
Lafayette	98	3	36	0
Lamar	141	4	3	2
Lauderdale	463	41	112	25
Lawrence	63	0	1	0

County	Total Cases	Total Deaths	Total LTC Facility Cases	Total LTC Facility Deaths
Leake	286	2	0	0
Lee	77	4	5	0
Leflore	182	18	44	8
Lincoln	179	12	55	8
Lowndes	73	3	7	2
Madison	404	12	42	9
Marion	82	7	14	2
Marshall	52	2	0	0
Monroe	191	20	91	18
Montgomery	65	1	0	0
Neshoba	287	12	28	4
Newton	130	0	1	0
Noxubee	100	2	9	2
Oktibbeha	73	4	11	3
Panola	43	2	0	0
Pearl River	189	24	42	6
Perry	32	1	0	0
Pike	163	10	14	5
Pontotoc	22	2	4	0
Prentiss	33	2	20	2
Quitman	16	0	0	0
Rankin	238	6	6	0
Scott	438	6	9	1
Sharkey	5	0	0	0
Simpson	60	0	2	0
Smith	99	6	25	3
Stone	23	0	0	0
Sunflower	63	3	0	0
Tallahatchie	12	1	0	0
Tate	49	0	1	0
Tippah	63	10	0	0
Tishomingo	9	0	1	0
Tunica	38	2	12	2
Union	42	3	12	2

County	Total Cases	Total Deaths	Total LTC Facility Cases	Total LTC Facility Deaths
Walthall	37	0	0	0
Warren	94	2	11	0
Washington	80	3	4	1
Wayne	27	0	2	0
Webster	21	1	0	0
Wilkinson	74	9	5	2
Winston	61	0	0	0
Yalobusha	27	0	0	0
Yazoo	162	2	1	0
Total	9,090	409	1,091	175

The numbers in this table are provisional. County case numbers and deaths may change as investigation finds new or additional information about residence.

## Long-Term Care Facility Cases and Deaths by Race

Long-term care (LTC) facilities like nursing homes are considered high risk locations because their residents are older or in poor health. Even one case of COVID-19 in these facilities among residents or employees is considered an outbreak. We investigate residents, staff and close contacts of infected individuals for possible exposure. (Long-term care facilities include nursing homes, intermediate care facilities for individuals with intellectual disabilities, personal care homes, assisted living facilities, long-term acute care facilities, and psychiatric or chemical dependency residential treatment centers.)

► [View a table by county of Mississippi COVID-19 cases in long-term care facilities](#) PDF

## Mississippi Cases and Deaths Tables

- [Mississippi COVID-19 cases by county, race and ethnicity](#) PDF
- [Mississippi COVID-19 deaths by county, race and ethnicity](#) PDF
- [Mississippi counties ranked by weekly cases and incidence](#)

## Mississippi COVID-19 Map and Charts

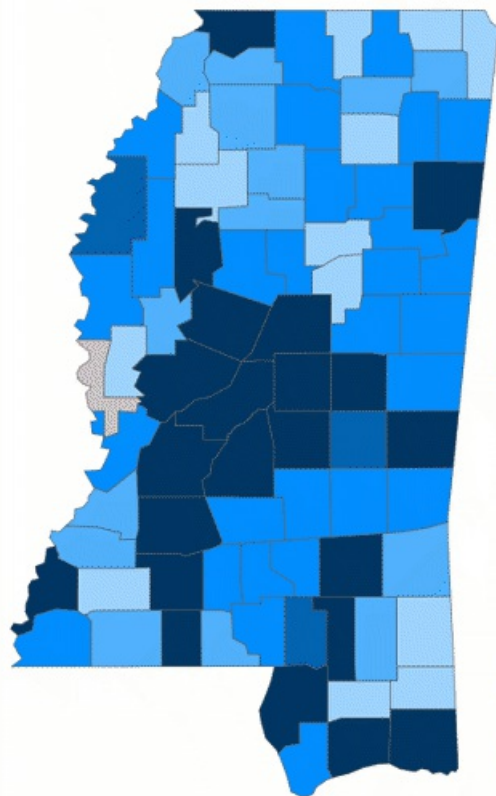
### Data Overviews as of May 7

Our state case map and other data charts are also available in interactive form.

- [View interactive map](#)
- [View interactive epidemiological trend and syndromic surveillance](#)
- [View interactive hospitalization chart](#)

The charts below are based on available data at the time of publication. Charts do not include cases where insufficient details of the case are known.

Mississippi COVID-19  
Cases and Deaths by Race with Ethnicity  
as of 6 pm CT, May 7, 2020



Total Cases

9,090

	American Indian or Alaska Native	Asian	Black	White	Other	Unknown
Non Hispanic	63	25	4219	2447	183	15
Hispanic	2	0	14	112	342	10
Unknown Ethnicity	168	6	510	425	147	402

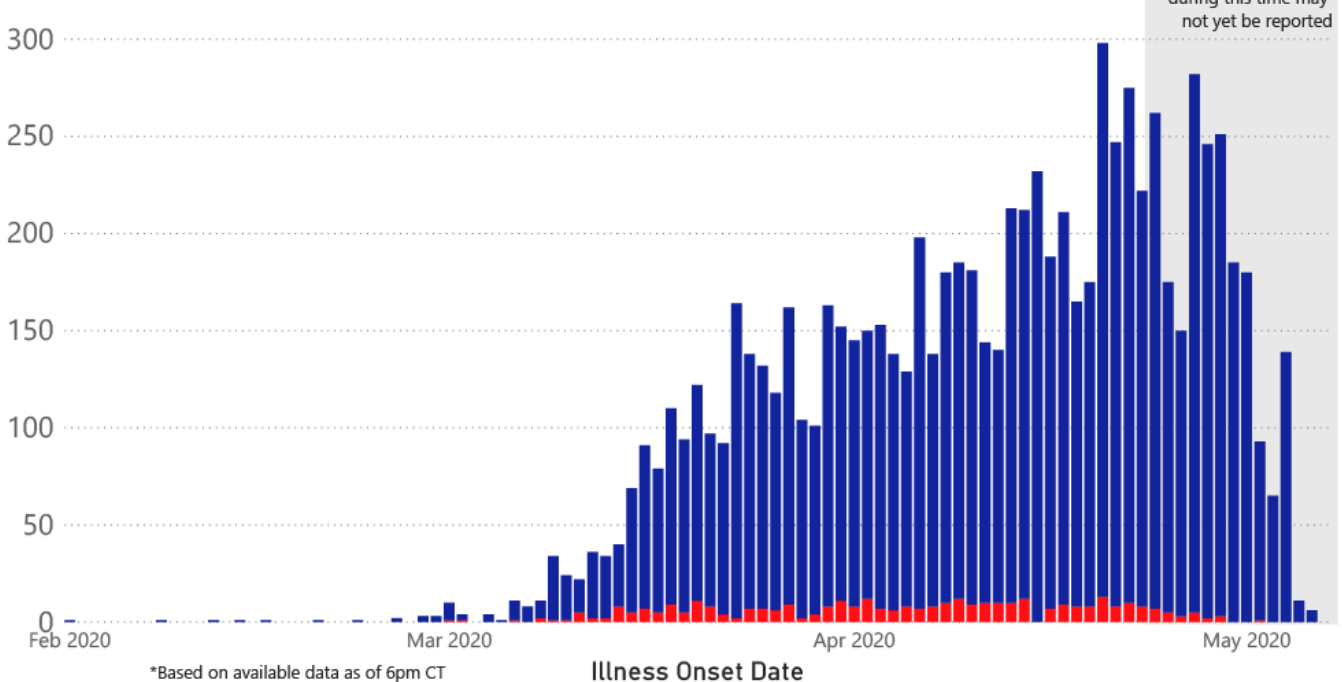
Total Deaths

409

	American Indian or Alaska Native	Asian	Black	White	Other	Unknown
Non Hispanic	5	0	195	143	1	0
Hispanic	0	0	1	2	2	0
Unknown Ethnicity	3	0	28	29	0	0

COVID-19 Cases and Deaths by Date of Illness Onset through May 7, 2020\*, Mississippi

● Deaths ● Cases

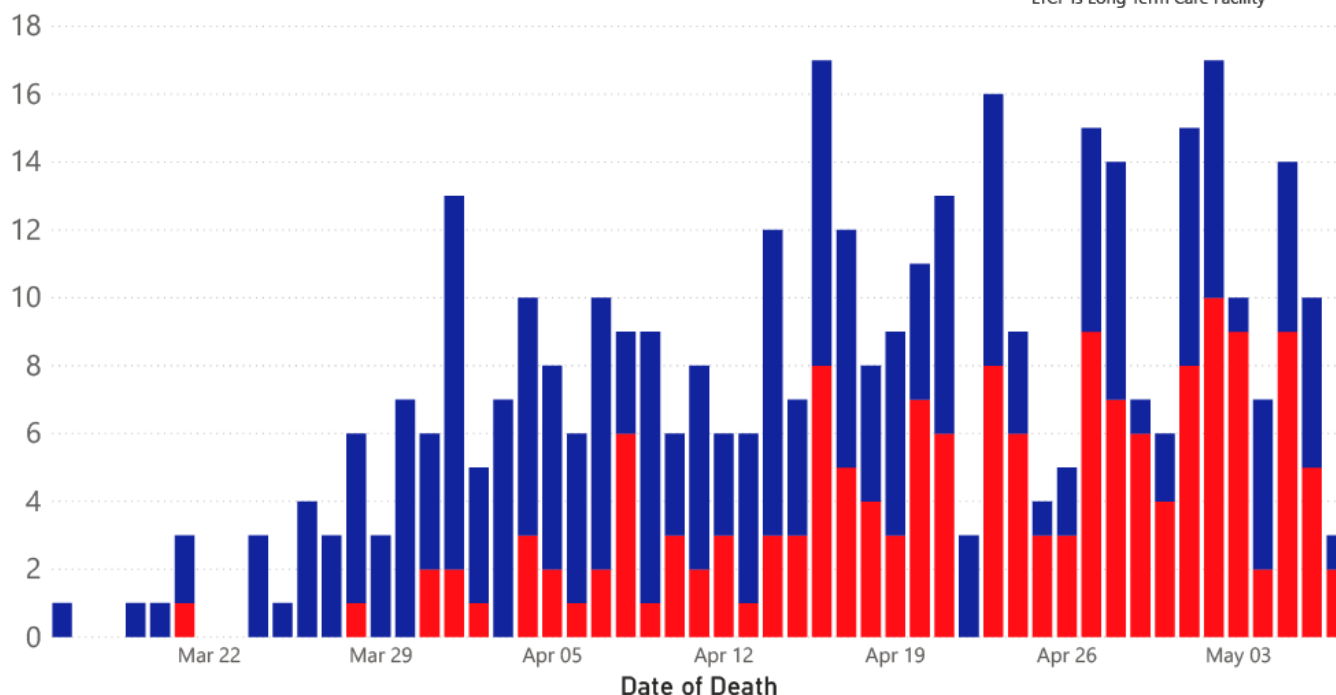


Note: Values up to two weeks in the past on the Date of Illness Onset chart above can change as we update it with new information from disease investigation.

## COVID-19 LTCF and Non-LTCF Deaths by Date of Death through May 7, 2020\*, Mississippi

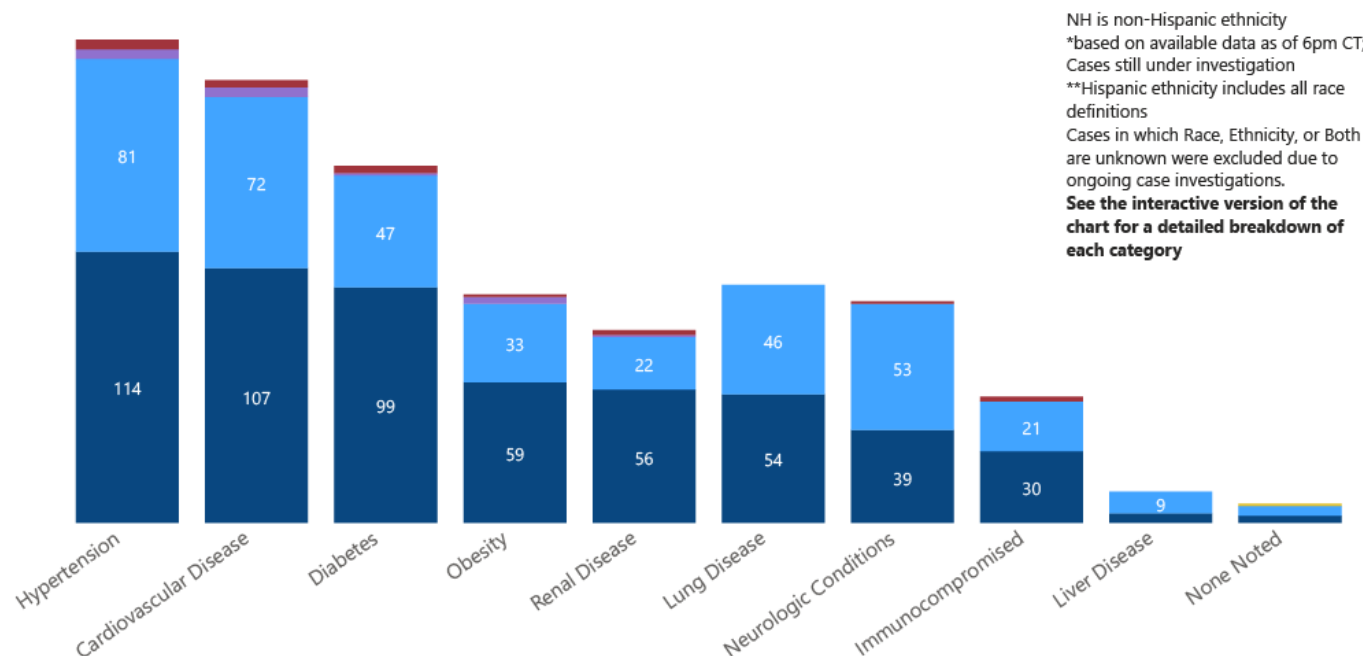
● Resident of LTCF Deaths ● Non-Resident of LTCF Deaths

\*based on available data as of 6pm CT  
LTCF is Long Term Care Facility



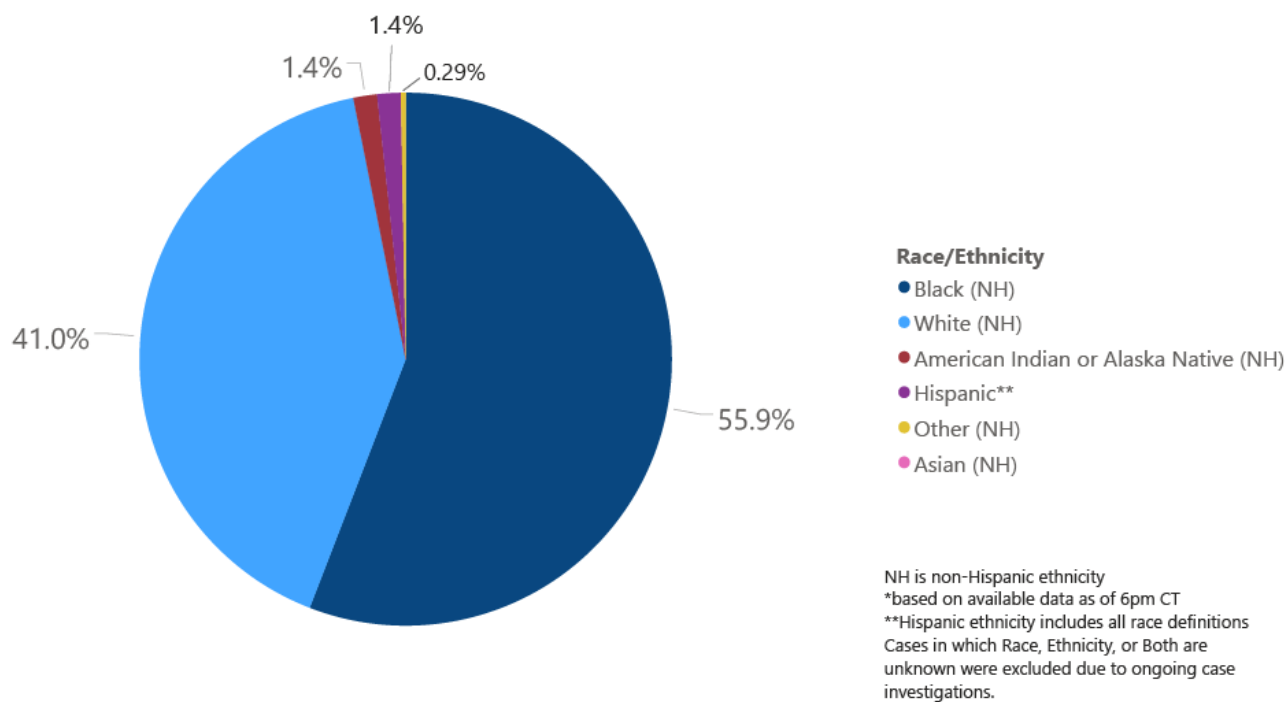
## COVID-19 Underlying Conditions in Deaths by Race/Ethnicity through May 7, 2020\*, Mississippi

**Race** ● Black (NH) ● White (NH) ● Hispanic\*\* ● American Indian or Alaska Native (NH) ● Other (NH) ● Asian (NH)



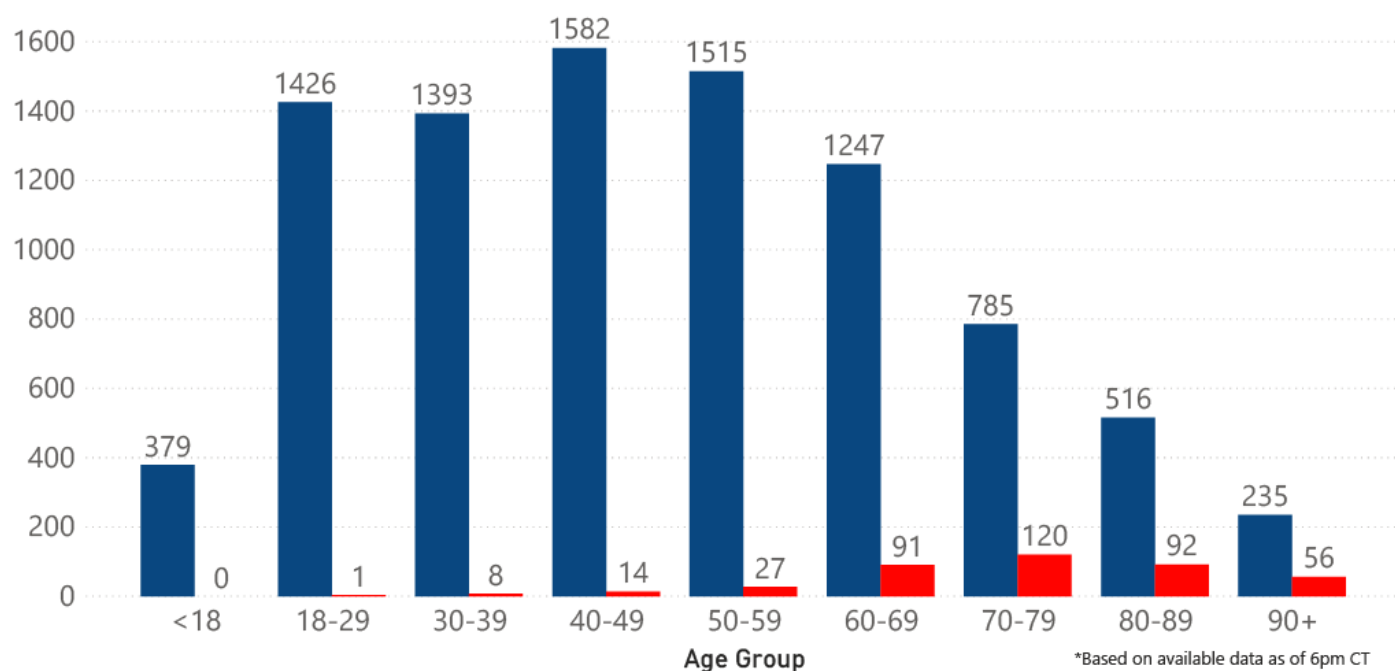
NH is non-Hispanic ethnicity  
\*based on available data as of 6pm CT;  
Cases still under investigation  
\*\*Hispanic ethnicity includes all race definitions  
Cases in which Race, Ethnicity, or Both are unknown were excluded due to ongoing case investigations.  
**See the interactive version of the chart for a detailed breakdown of each category**

## COVID-19 Deaths by Race/Ethnicity through May 7, 2020\*, Mississippi



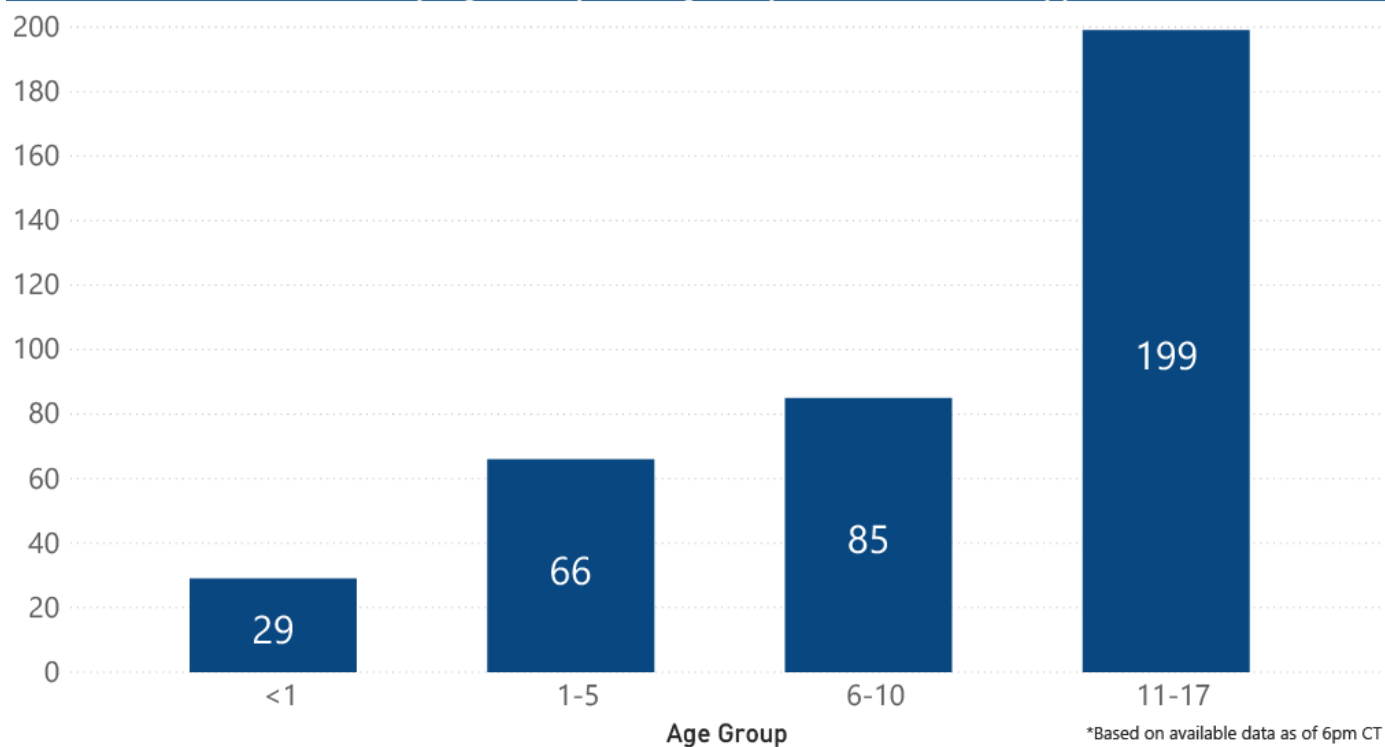
## COVID-19 Cases and Deaths by Age Group through May 7 2020\*, Mississippi

● Cases ● Deaths

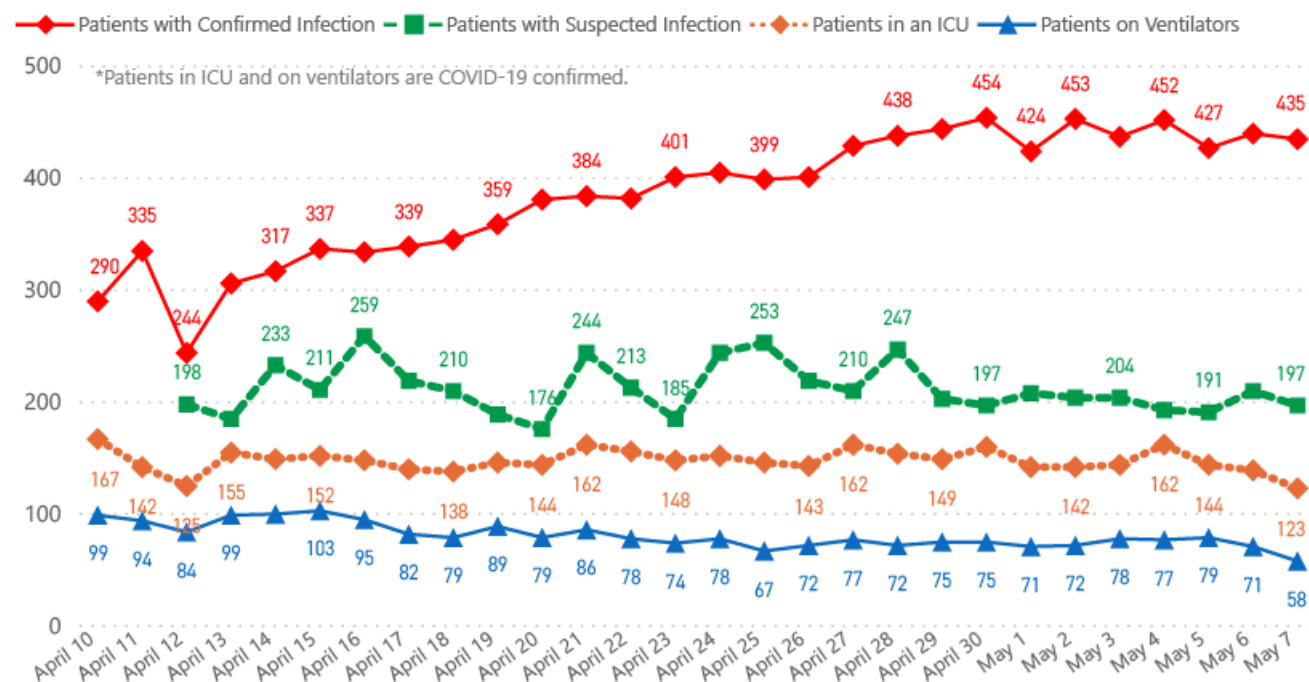




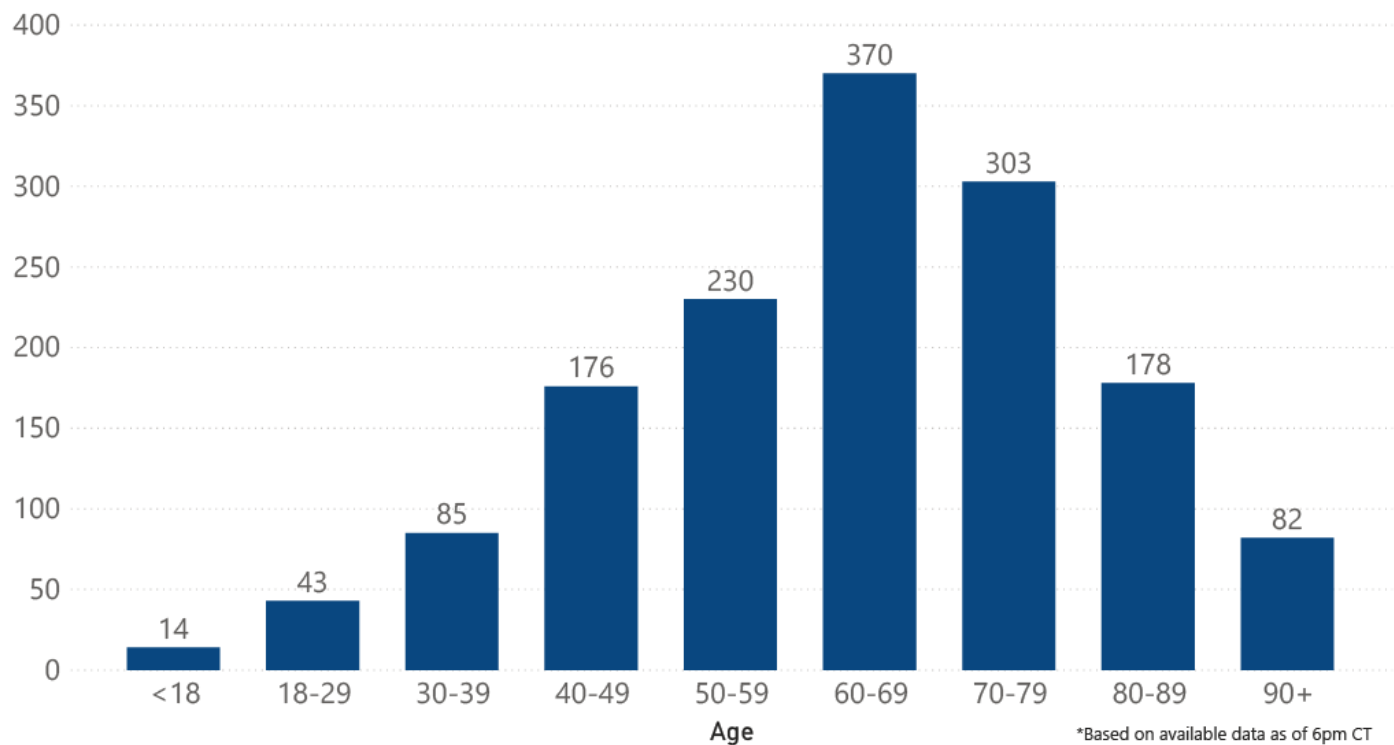
## COVID-19 Pediatric Cases by Age Group through May 7, 2020\*, Mississippi



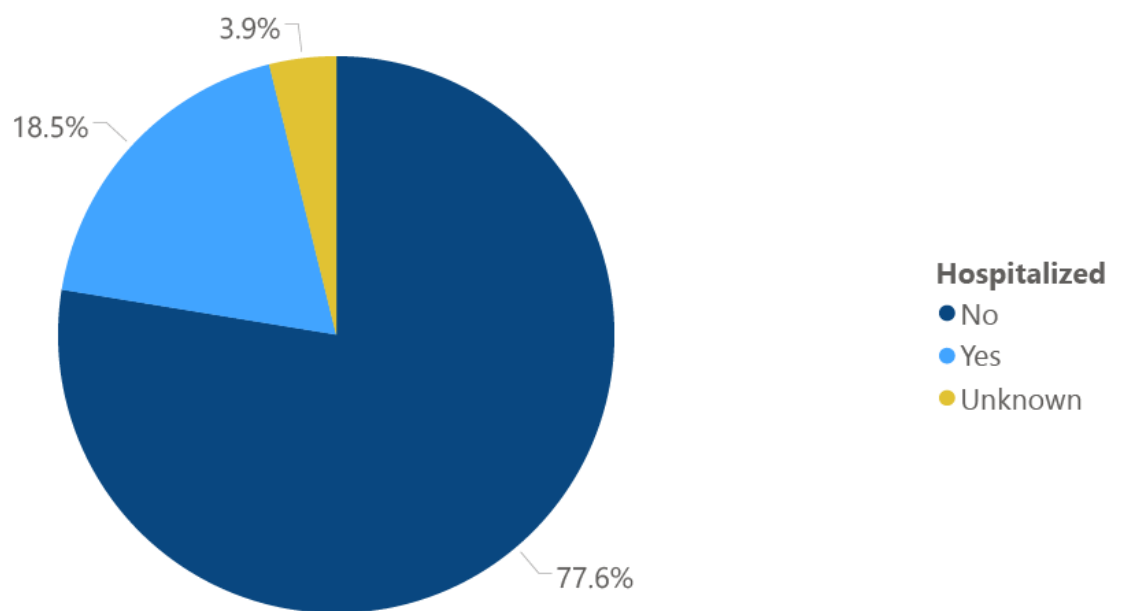
## COVID-19 Hospitalizations Reported by Mississippi Hospitals\*



## COVID-19 Hospitalized Cases by Age through May 7, 2020\*, Mississippi



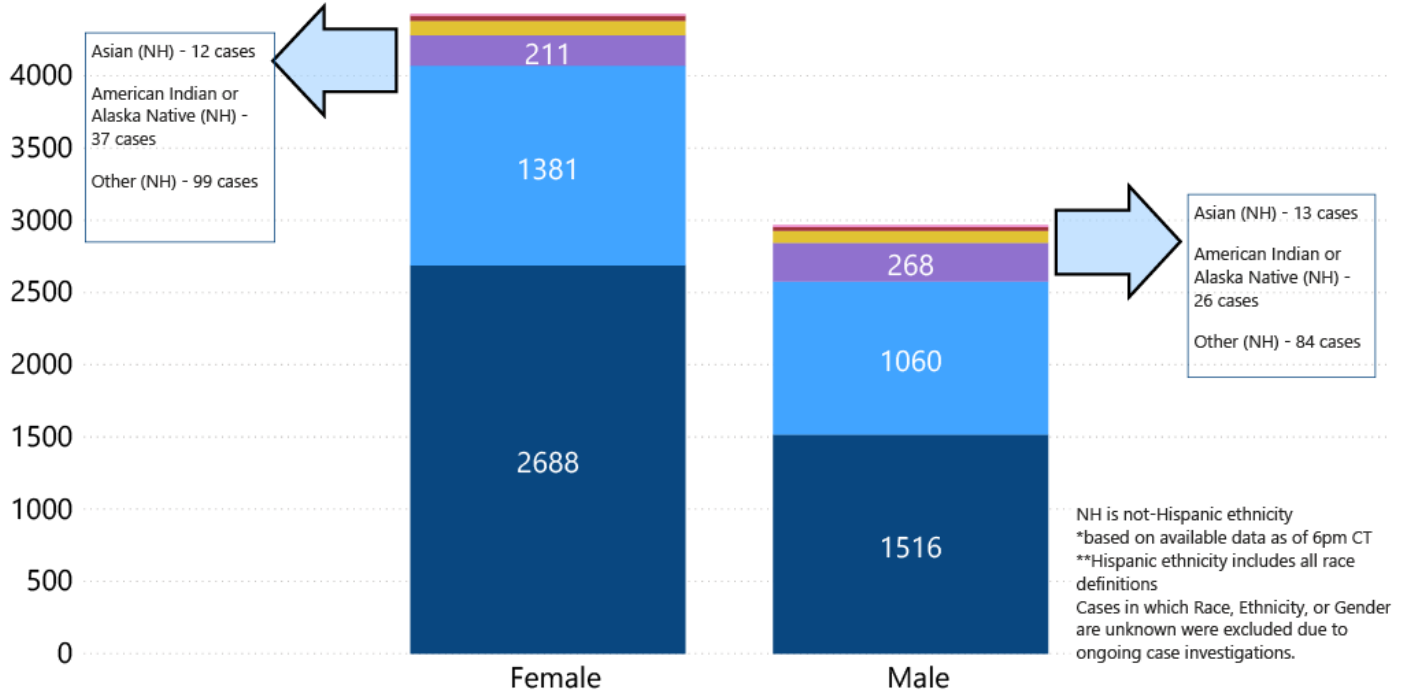
## COVID-19 Cumulative Hospitalizations-Investigated Cases May 7, 2020 \*



\* N=7990, 1100 cases excluded due to ongoing investigations, based on available data as of 6 pm CT

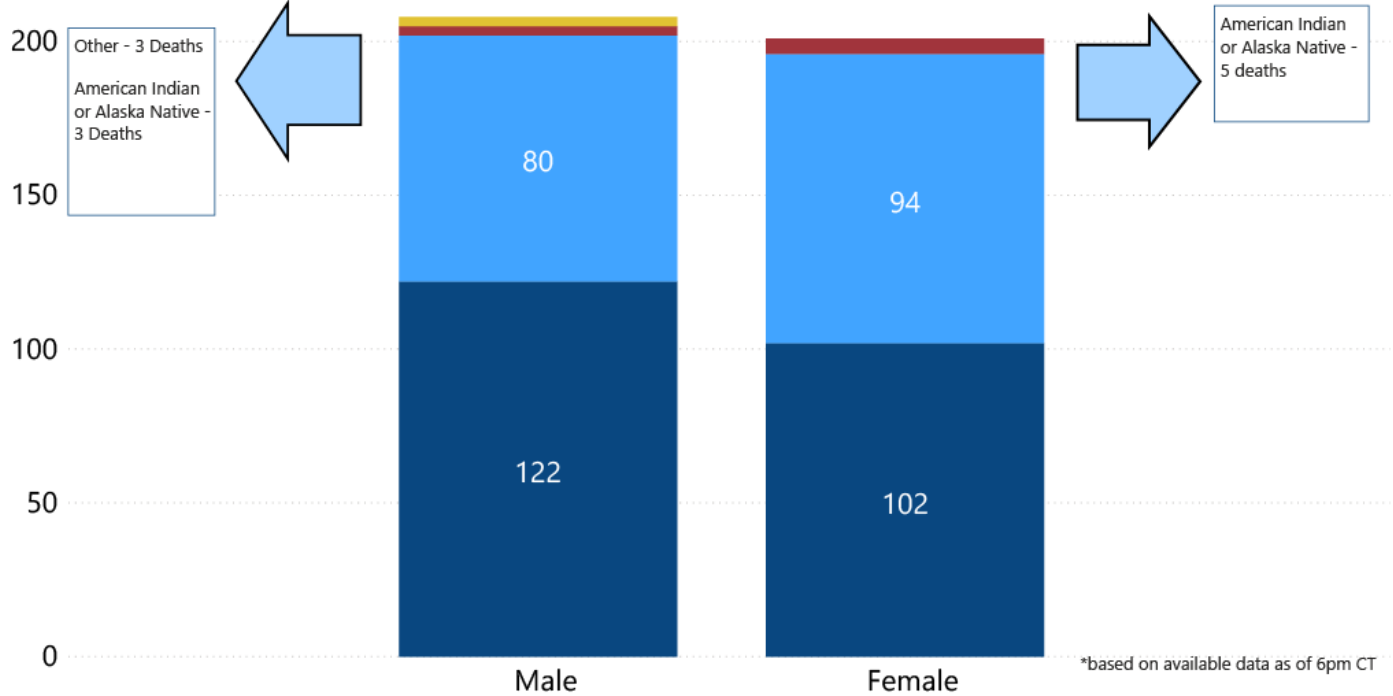
## COVID-19 Cases by Race/Ethnicity and Gender through May 7, 2020\*, Mississippi

**Race/Ethnicity** ● Black (NH) ● White (NH) ● Hispanic\*\* ● Other (NH) ● American Indian or Alaska Native (NH) ● Asian (NH)

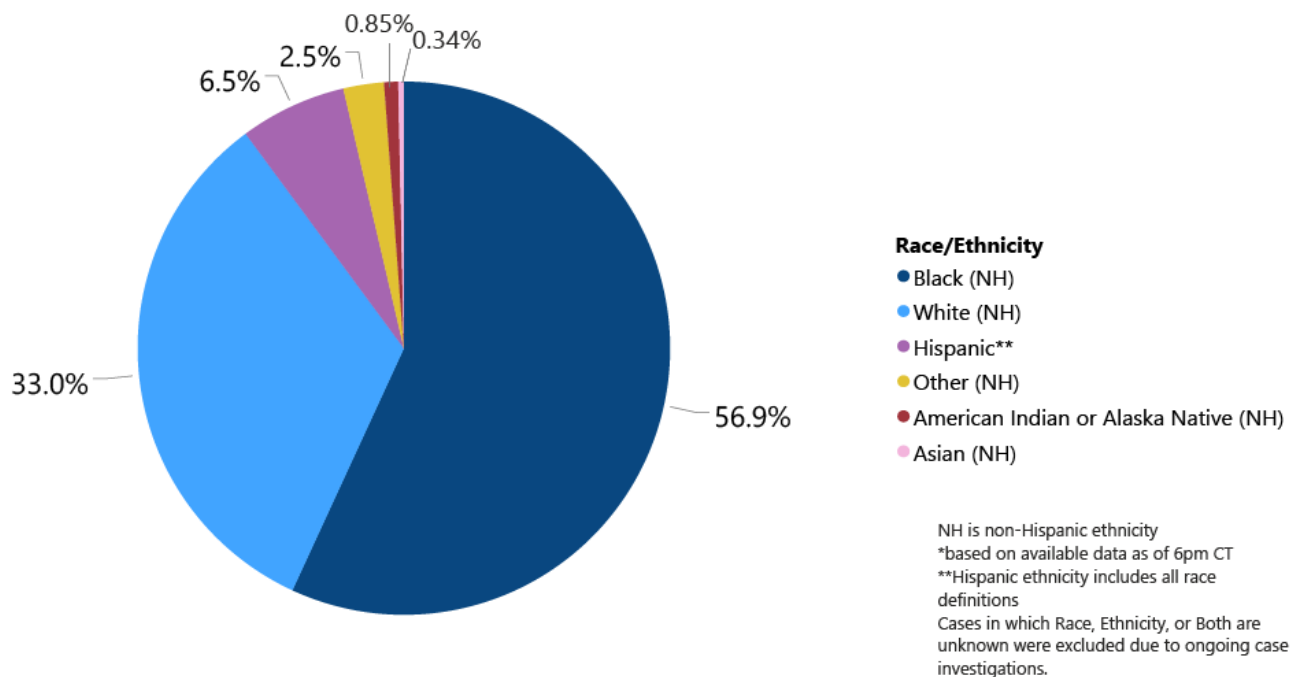


## COVID-19 Deaths by Race and Gender through May 7, 2020\*, Mississippi

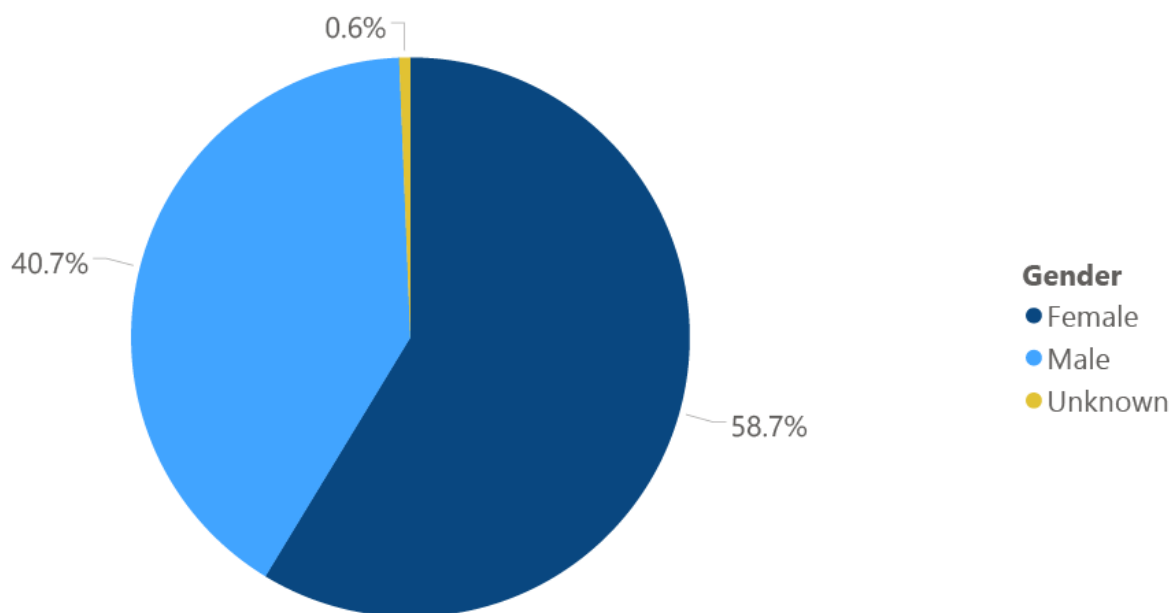
**Race** ● Black ● White ● American Indian or Alaska Native ● Asian ● Other



## COVID-19 Cases by Race/Ethnicity through May 7, 2020\*, Mississippi



## COVID-19 Cases by Gender through May 7, 2020\*, Mississippi



\*Based on available data as of 6pm CT

## Weekly High Case and High Incidence Counties

These weekly tables count cases based on the date of testing, not the date the test result was reported, and count only those cases where the date of testing is known.

They rank counties by weekly cases, and by incidence (cases proportional to population). A separate table ranking all counties is also available. All tables updated weekly.

### COVID-19 High Case MS Counties Over 1 Week Period (May 1 - May 7, 2020\*)

County	Cases (May 1-May 7)	Cases per 100,000 (May 1-May 7)	Cases to Date	Cases per 100,000 Total	Percent Change
MADISON	118	111.7	404	382.5	41%
HINDS	85	35.9	657	277.1	15%
NESHOBA	61	209.4	287	985.4	27%
ATTALA	53	288.6	182	991.0	41%
FORREST	52	69.3	294	391.8	21%
SCOTT	51	180.3	438	1548.4	13%
LAUDERDALE	38	50.5	463	614.7	9%
JONES	37	54.0	223	325.7	20%
LEAKE	35	153.8	286	1256.4	14%
HOLMES	30	170.2	196	1112.2	18%
COPIAH	26	91.1	152	532.5	21%
NEWTON	26	121.3	130	606.3	25%

\*based on available data as of 6pm CT

Cases based on test date. Cases without test date excluded due to ongoing investigations.

Table will be updated weekly.

### COVID-19 High Incidence MS Counties Over 1 Week Period (May 1 - May 7, 2020\*)

County	Cases (May 1-May 7)	Cases per 100,000 (May 1-May 7)	Cases to Date	Cases per 100,000 Total	Percent Change
ATTALA	53	288.6	182	991.0	41%
MONTGOMERY	23	229.5	65	648.5	55%
CARROLL	21	211.9	97	978.7	28%
NESHOBA	61	209.4	287	985.4	27%
SCOTT	51	180.3	438	1548.4	13%
HOLMES	30	170.2	196	1112.2	18%
LEAKE	35	153.8	286	1256.4	14%
JASPER	24	146.1	84	511.3	40%
NEWTON	26	121.3	130	606.3	25%
MADISON	118	111.7	404	382.5	41%
NOXUBEE	11	104.4	100	949.2	12%
CLAIBORNE	9	100.0	37	411.0	32%

\*based on available data as of 6pm CT

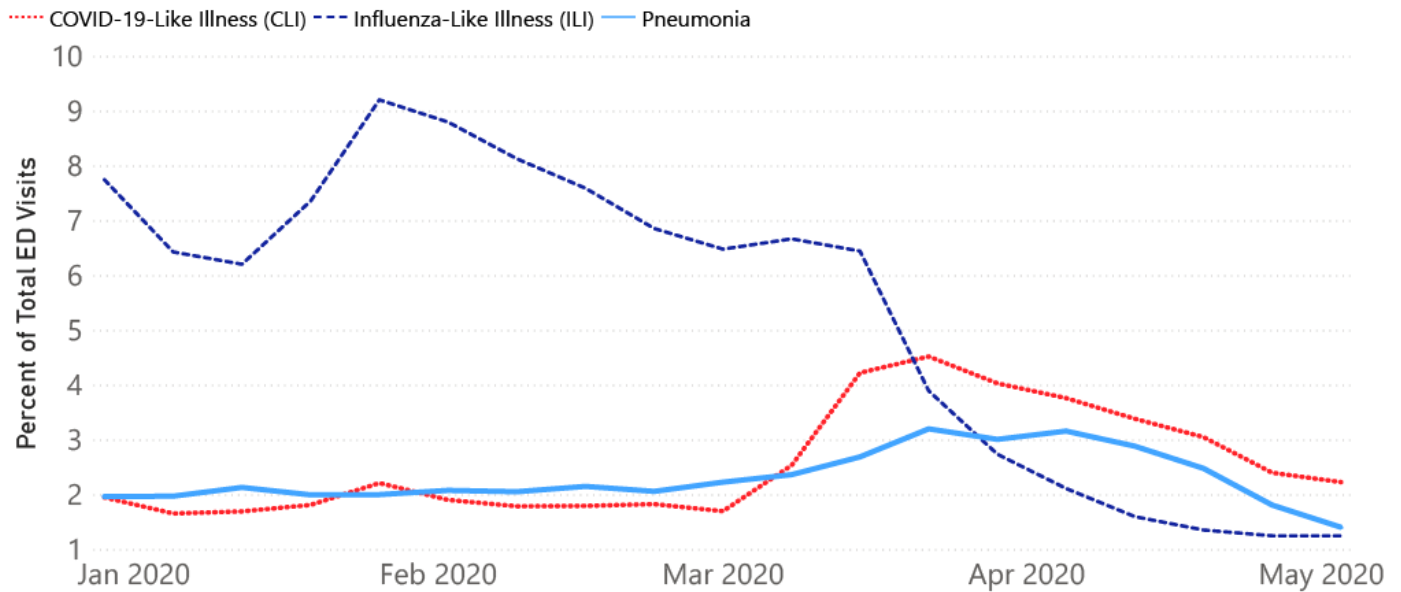
Cases based on test date. Cases without test date excluded due to ongoing investigations.

Table will be updated weekly.

## Syndromic Surveillance

Emergency department visits by those with symptoms characteristic of COVID-19, influenza and pneumonia, updated weekly.

## Percentage of Emergency Department visits for CLI, ILI, and Pneumonia Cases Weekly Statewide Summary, December 29, 2019 - May 3, 2020



\*The graph represents syndromic surveillance data from emergency department visits, reported electronically by hospitals throughout the state, that are consistent with COVID-19-Like Illness (CLI), Influenza-Like Illness (ILI), and Pneumonia. Based on available data as of 6pm CT. Graph will be updated weekly.

## Estimated Recoveries

Presumed COVID-19 cases recovered, estimated weekly (does not include cases still under investigation).

### COVID-19 Presumed Recovered Cases through May 3, 2020, Mississippi

**4,421**  
Presumed Recovered\*

\*Reflects Provisional Estimates. Presumed Recovered if:

- 1) It has been 14 days or more since the case tested positive, if they were not hospitalized
- 2) It has been 21 days or more since the case tested positive, if they were hospitalized or hospitalization was unknown.

All deaths excluded. Presumed recovered counts will be updated weekly.

## U.S. and World Cases

- ▶ [COVID-19 cases in the United States \(CDC\)](#)
- ▶ [U.S. COVID-19 Tracker \(CDC\)](#)
- ▶ [COVID-19 Global Case Map \(Johns Hopkins University\)](#)

---

## COVID-19 Testing

### Statewide Combined Testing Summary as of May 4

COVID-19 testing providers around the state include commercial laboratories as well as hospital labs. Combined with testing done by the MSDH Public Health Laboratory, the figures provide a complete picture of all Mississippi testing. We will update these figures as data becomes available.

Total individuals tested by the MSDH Public Health Laboratory	13,367
Total individuals tested by other providers	66,941
Total individuals tested for COVID-19 statewide	80,308

### MSDH Testing Summary as of May 7

MSDH Public Health Laboratory (MPHL) testing totals as of 6 p.m. These totals are for tests performed at the MPHL only.

- Total individuals tested by the MPHL: 13,995
- Total positive individuals from MPHL tests: 1,743

### Getting Tested for COVID-19

The MSDH Public Health Laboratory, its partners, and private providers are testing statewide for COVID-19.

Anyone with symptoms of fever, severe cough or severe chest pains – especially those who are older or in poor health – should make arrangements for testing with their doctor or one of the many healthcare providers now performing testing. Healthcare providers can assess your health history and symptoms, and perform testing for COVID-19 as needed. MSDH is also helping conduct free drive-up testing sites in many parts of the state. Always call ahead to the testing provider for instructions on safely being examined before you visit for your test.

- ▶ [Find a COVID-19 testing provider near you](#)

- ▶ [Video: A tour through COVID-19 testing at the MSDH Public Health Lab](#)

---

## What MSDH Is Doing

The Mississippi State Department of Health is aggressively responding to the rapidly evolving COVID-19 situation. With other



state agencies, it has activated emergency operations in order to slow the spread of COVID-19 in Mississippi.

Other steps that MSDH is taking include:

- Surveillance: Increasing surveillance (monitoring) activities to identify cases of COVID-19 as quickly as possible and to limit person-to-person transmission.
- Testing: Making COVID-19 testing available for healthcare providers through the MSDH Public Health Laboratory.
- Planning: Working directly with hospitals and healthcare providers across the state to plan for possible cases of COVID-19, preparing them to identify and safely treat cases.
- Readiness: Assessing statewide hospital capacities, ensuring the capacity of the MSDH Public Health Laboratory for COVID-19 testing, and informing all Mississippi healthcare providers about procedures for identifying and testing for coronavirus cases.
- Information: Providing guidance to business, education and other entities on how to respond to the possible spread of COVID-19 in the community.

---

## Prevention and Preparation for Individuals and the Community

► [Preventive steps to take, recommendations, guidances and general information on COVID-19](#)

Get weekly restaurant inspections and more by e-mail:



Last reviewed on Mar 5,  
2020

[error on this](#)

[email page](#)

[print](#)

### *Related resources*

► [Local COVID-19 Testing Providers](#)

► [COVID-19 Guidance and Prevention for Individuals and the Community](#)

Updated April 23, 2020

### *More topics*

- [Diagnostic Testing EUA](#)
- [Handouts and Posters](#)
- [Healthcare Professionals](#)
- [Interactive Map and Charts](#)
- [Other Languages](#)
- [Prevention and Safety Guidance](#)
- [Testing for COVID-19](#)





[About Us](#)  
[Administration](#)  
[Board of Health](#)  
[County Offices](#)  
[Institutional Review](#)  
[Jobs](#)  
[Locations](#)  
[Public Health Laboratory](#)  
[RFPs/Grants](#)  
[More »](#)

---

[Intranet](#)  
[OHIT+ER Service Center](#)  
[Webmail](#)

#### **INFORMATION**

---

[Apps](#)  
[Calendar of Events](#)  
[Contact Us](#)  
[Meetings](#)  
[Health Resources](#)  
[Hotlines](#)  
[Locations](#)  
[News](#)  
[Newsletter](#)  
[Phone Numbers](#)  
[Español](#)

#### **I NEED A ...**

---

[Birth Certificate](#)  
[Certificate of Need](#)  
[Children's Health Insurance](#)  
[Complaint Form](#)  
[Criminal History Check](#)  
[Death Certificate](#)  
[Divorce Record](#)  
[Food Permit](#)  
[Immunization Record](#)  
[J-1 Visa](#)  
[License Verification](#)  
[Marriage Record](#)  
[Professional License](#)  
[Public Records Request](#)  
[Wastewater Application](#)

## PUBLICATIONS

[Annual Report](#)

[CON Weekly Reports](#)

[Health Facilities Directory](#)

[Mississippi Morbidity Reports](#)

[Public Health Report](#)

[State Health Plan](#)

[Strategic Plan](#)

[More »](#)

Mississippi State Department of Health • 570 East Woodrow Wilson Dr • Jackson, MS 39216 • 866-HLTHY4U • [Contact and information](#)

