



Coronavirus Disease 2019 (COVID-19)

Updated May 10, 2020



The national Centers for Disease Control and Prevention (CDC) and the Mississippi State Department of Health continue to closely monitor the outbreak of respiratory illnesses caused by the novel (new) coronavirus COVID-19, and are working to limit the spread of cases nationally and in Mississippi. MSDH is actively working with doctors and hospitals to quickly identify cases and respond effectively to limit this outbreak.



If you are waiting for test results, it is essential to remain at home. Do not go to work or leave home. Stay in a specific room at home and avoid contact with other family members as much as possible. These steps are important to prevent the possible spread of disease.

► [More important steps for you and your family](#)

Healthcare Professionals

Guidances and more →

- [MSDH guidances](#)
- [Specimens](#)
- [Lab dropoff](#)
- [CDC guidances](#)
- [MS-HAN Alerts](#)

[ALL HEALTHCARE](#)

Current Cases and Statistics

County and state data →

- [Total cases and deaths](#)
- [County tables](#)
- [Map and charts](#)
- [Lab testing](#)
- [Recoveries](#)

[ALL STATISTICS](#)

Prevention, Safety and Testing

Personal and community →

- ▶ [Testing locations](#)
- ▶ [Personal protection](#)
- ▶ [Community prevention](#)
- ▶ [After you get tested](#)
- ▶ [General information](#)

ALL PREVENTION

Mississippi Coronavirus Hotline (7 days a week, 7 a.m.–11 p.m.): **877-978-6453**
Hard of hearing? Dial 711 for assistance.

Local COVID-19 testing: [Find COVID-19 testing near you »](#)

COVID-19 in Mississippi

Total Mississippi Cases and Deaths as of May 9

Daily totals as of 6 p.m. of all reported cases and deaths since March 11, 2020.

- New cases reported today: **123**
- New deaths reported today: **9**

About our case counts: We currently update our case totals each morning based on test results from the previous day. Outside laboratories also report positive test results to us, which are included in our totals.

County case numbers and deaths may change as investigation finds new or additional information.

Cases and Deaths by County

Totals of all reported cases since March 11, including those in long-term care (LTC) facilities.

County	Total Cases	Total Deaths	Total LTC Facility Cases	Total LTC Facility Deaths
Adams	159	12	39	5
Alcorn	10	1	0	0
Amite	38	0	1	0
Attala	190	4	60	4
Benton	13	0	1	0
Bolivar	118	9	16	3
Calhoun	57	4	23	4

County	Total Cases	Total Deaths	Total LTC Facility Cases	Total LTC Facility Deaths
Carroll	103	4	45	3
Chickasaw	92	10	25	6
Choctaw	16	2	0	0
Claiborne	41	0	0	0
Clarke	81	8	13	4
Clay	66	3	0	0
Coahoma	71	3	0	0
Copiah	162	1	1	0
Covington	90	1	1	1
Desoto	331	5	1	1
Forrest	314	21	48	10
Franklin	19	1	1	0
George	15	1	0	0
Greene	6	1	0	0
Grenada	51	2	14	2
Hancock	74	10	6	3
Harrison	198	6	1	1
Hinds	670	15	53	9
Holmes	213	19	40	8
Humphreys	30	4	7	2
Itawamba	68	6	33	5
Jackson	275	11	39	2
Jasper	86	2	0	0
Jefferson	30	0	0	0
Jefferson Davis	53	1	2	0
Jones	247	5	25	1
Kemper	92	6	23	4
Lafayette	98	3	36	0
Lamar	152	4	3	2
Lauderdale	482	43	120	26
Lawrence	66	0	1	0
Leake	299	3	0	0
Lee	77	4	5	0
Leflore	185	18	45	8

County	Total Cases	Total Deaths	Total LTC Facility Cases	Total LTC Facility Deaths
Lincoln	186	14	64	10
Lowndes	83	3	7	2
Madison	431	12	52	9
Marion	81	7	14	2
Marshall	55	2	0	0
Monroe	199	21	92	19
Montgomery	69	1	0	0
Neshoba	315	14	32	6
Newton	138	1	1	0
Noxubee	102	2	9	2
Oktibbeha	89	4	27	3
Panola	43	2	0	0
Pearl River	189	24	42	6
Perry	34	1	0	0
Pike	168	10	14	5
Pontotoc	24	2	4	0
Prentiss	36	2	22	2
Quitman	17	0	0	0
Rankin	250	6	6	0
Scott	457	6	9	1
Sharkey	5	0	0	0
Simpson	61	0	2	0
Smith	100	6	26	3
Stone	24	0	0	0
Sunflower	63	3	0	0
Tallahatchie	12	1	0	0
Tate	50	0	1	0
Tippah	65	11	0	0
Tishomingo	10	0	1	0
Tunica	38	2	12	2
Union	47	3	13	2
Walthall	39	0	0	0
Warren	117	2	12	0
Washington	82	3	4	1

County	Total Cases	Total Deaths	Total LTC Facility Cases	Total LTC Facility Deaths
Wayne	27	0	2	0
Webster	22	1	0	0
Wilkinson	77	9	5	2
Winston	63	0	0	0
Yalobusha	31	0	0	0
Yazoo	164	2	1	0
Total	9,501	430	1,202	191

* One death that was previously reported in Copiah County has been corrected to Lincoln County.

The numbers in this table are provisional. County case numbers and deaths may change as investigation finds new or additional information about residence.

Long-Term Care Facility Cases and Deaths by Race

Long-term care (LTC) facilities like nursing homes are considered high risk locations because their residents are older or in poor health. Even one case of COVID-19 in these facilities among residents or employees is considered an outbreak. We investigate residents, staff and close contacts of infected individuals for possible exposure. (Long-term care facilities include nursing homes, intermediate care facilities for individuals with intellectual disabilities, personal care homes, assisted living facilities, long-term acute care facilities, and psychiatric or chemical dependency residential treatment centers.)

► [View a table by county of Mississippi COVID-19 cases in long-term care facilities](#) PDF

Mississippi Cases and Deaths Tables

- [Mississippi COVID-19 cases by county, race and ethnicity](#) PDF
- [Mississippi COVID-19 deaths by county, race and ethnicity](#) PDF
- [Mississippi counties ranked by weekly cases and incidence](#)

Mississippi COVID-19 Map and Charts

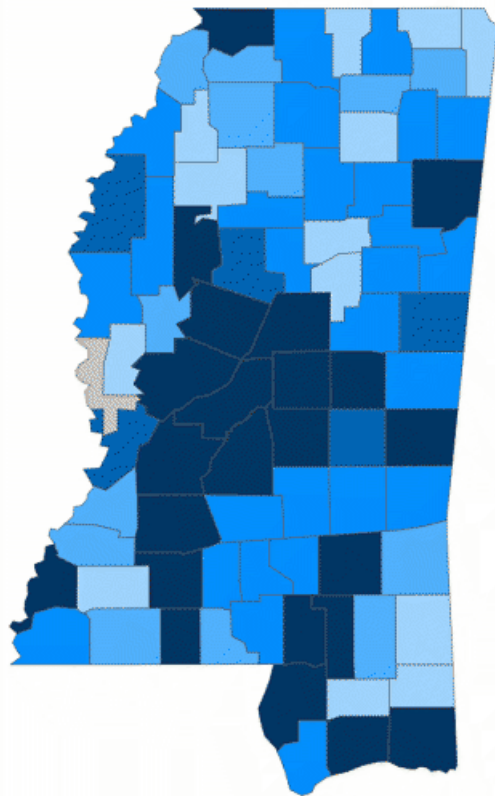
Data Overviews as of May 9

Our state case map and other data charts are also available in interactive form.

- [View interactive map](#)
- [View interactive epidemiological trend and syndromic surveillance](#)
- [View interactive hospitalization chart](#)

The charts below are based on available data at the time of publication. Charts do **not** include cases where insufficient details of the case are known.

Mississippi COVID-19
Cases and Deaths by Race with Ethnicity
as of 6 pm CT, May 9, 2020



● 1 to 25 ● 26 to 50 ● 51 to 100 ● 101 to 150 ● >150

Total Cases

9,501

	American Indian or Alaska Native	Asian	Black	White	Other	Unknown
Non Hispanic	68	26	4475	2588	184	17
Hispanic	2	0	14	117	360	11
Unknown Ethnicity	186	7	514	413	141	378

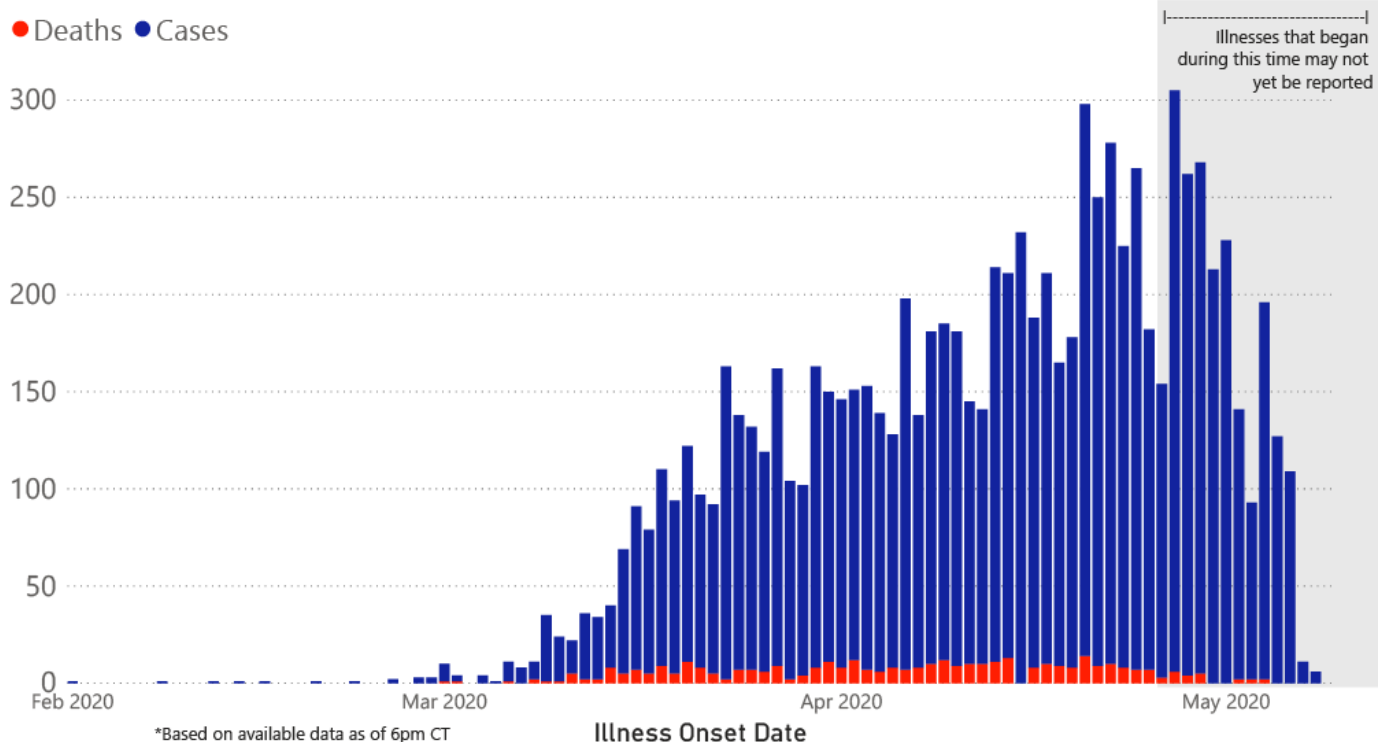
Total Deaths

430

	American Indian or Alaska Native	Asian	Black	White	Other	Unknown
Non Hispanic	8	0	203	152	1	0
Hispanic	0	0	1	2	2	0
Unknown Ethnicity	3	0	28	30	0	0

COVID-19 Cases and Deaths by Date of Illness Onset through May 9, 2020*, Mississippi

● Deaths ● Cases

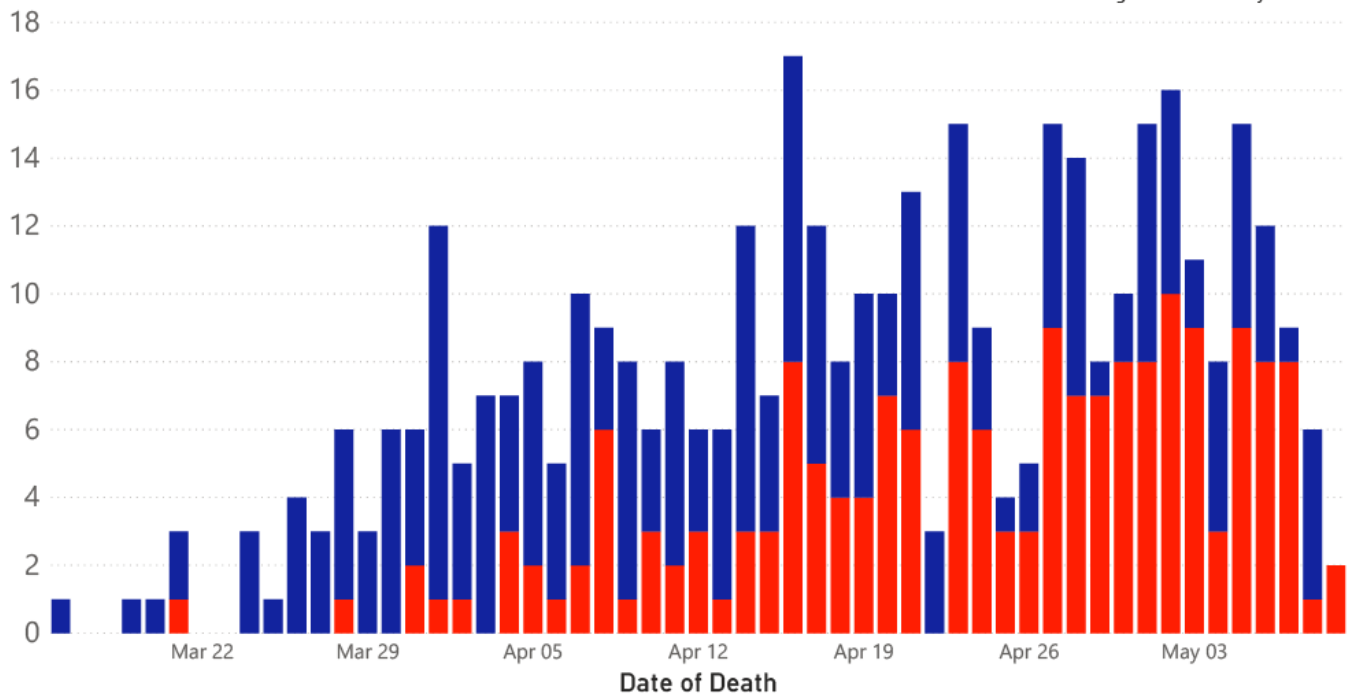


Note: Values up to two weeks in the past on the Date of Illness Onset chart above can change as we update it with new information from disease investigation.

COVID-19 LTCF and Non-LTCF Deaths by Date of Death through May 9, 2020*, Mississippi

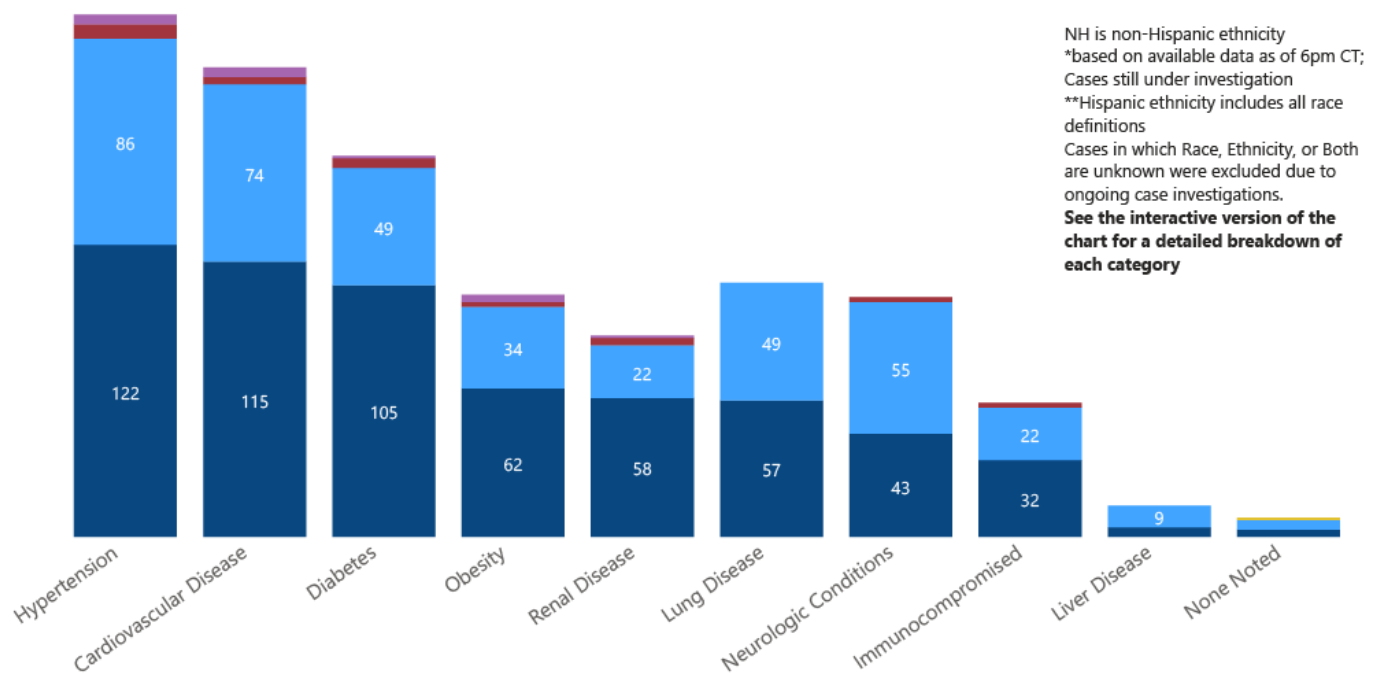
● Resident of LTCF Deaths ● Non-Resident of LTCF Deaths

*based on available data as of 6pm CT
LTCF is Long Term Care Facility



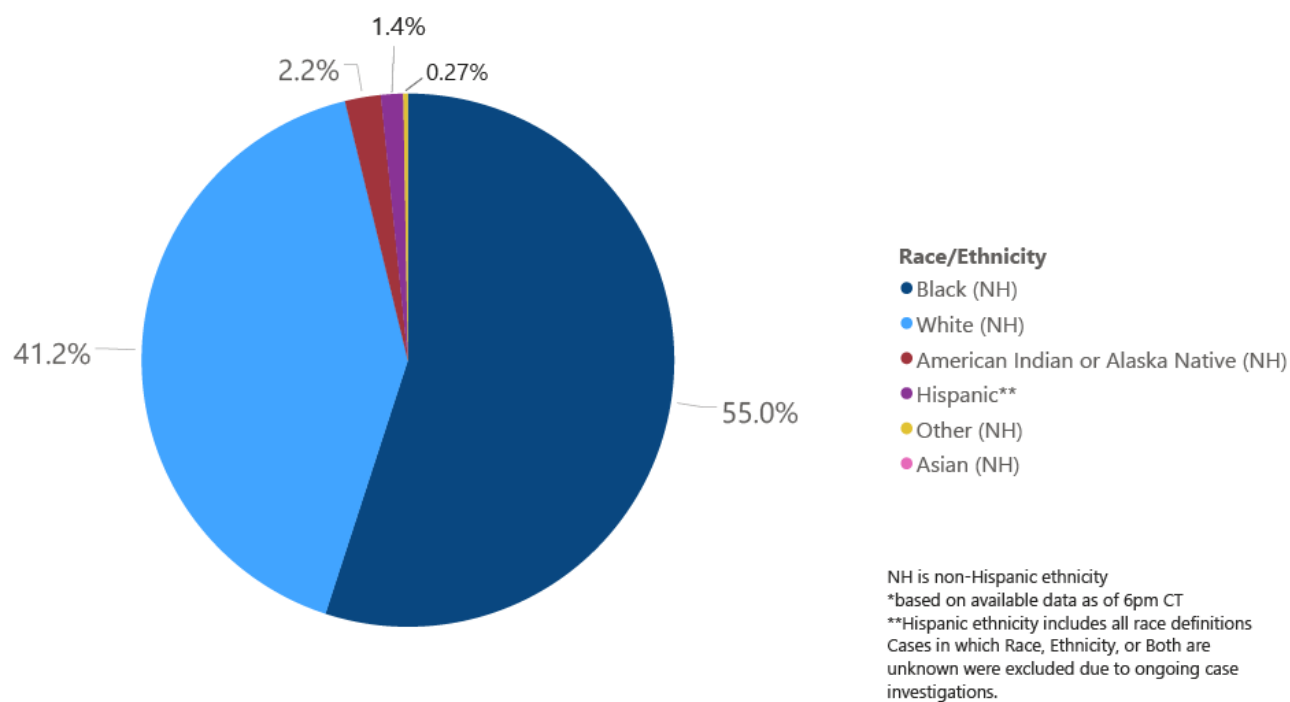
COVID-19 Underlying Conditions in Deaths by Race/Ethnicity through May 9, 2020*, Mississippi

Race/Ethnicity ● Black (NH) ● White (NH) ● American Indian or Alaska Native (NH) ● Hispanic** ● Other (NH) ● Asian (NH)

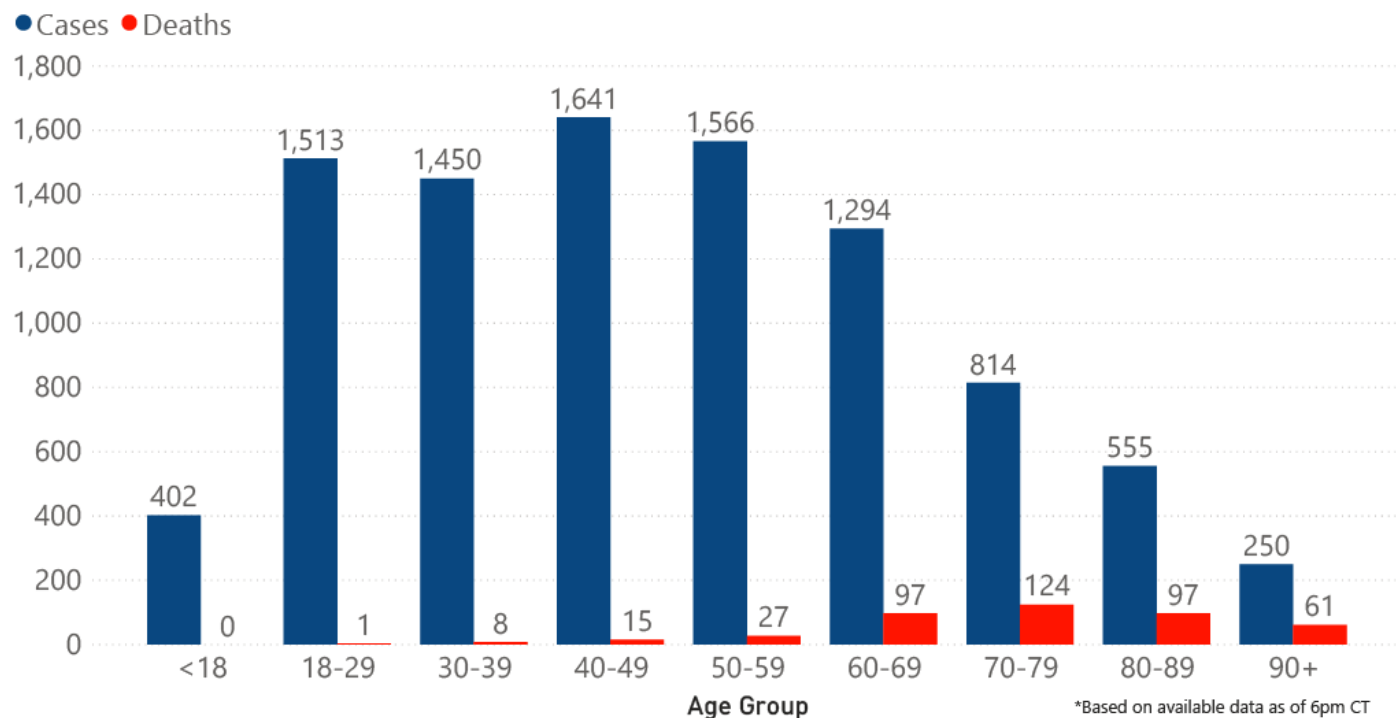


NH is non-Hispanic ethnicity
*based on available data as of 6pm CT;
Cases still under investigation
**Hispanic ethnicity includes all race definitions
Cases in which Race, Ethnicity, or Both are unknown were excluded due to ongoing case investigations.
See the interactive version of the chart for a detailed breakdown of each category

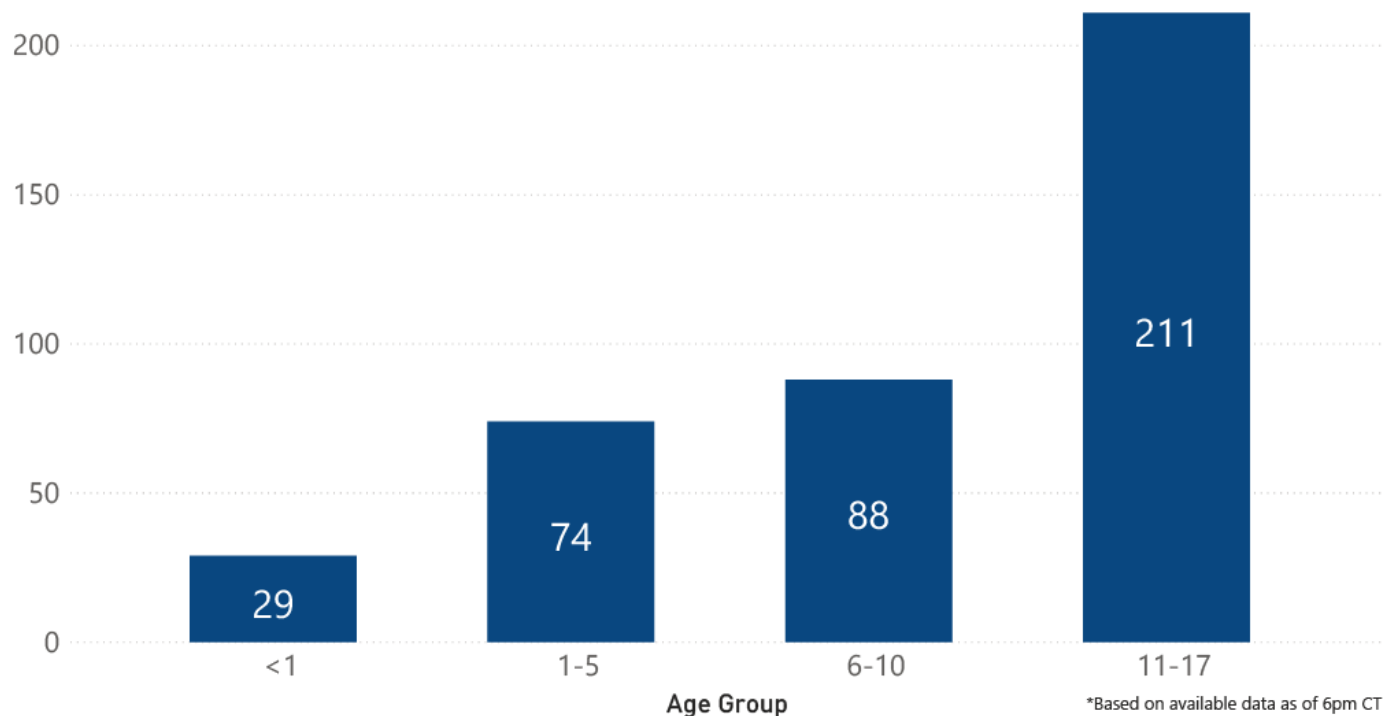
COVID-19 Deaths by Race/Ethnicity through May 9, 2020*, Mississippi



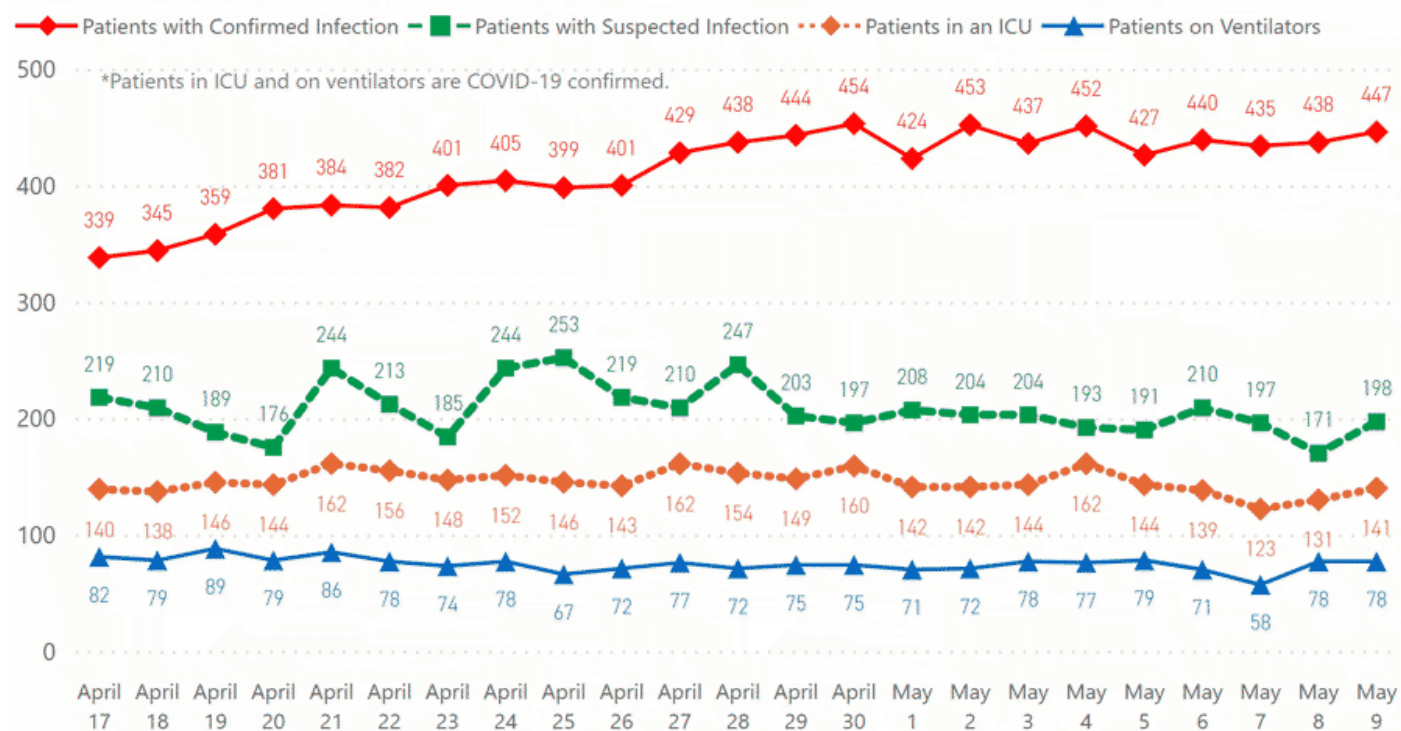
COVID-19 Cases and Deaths by Age Group through May 9 2020*, Mississippi



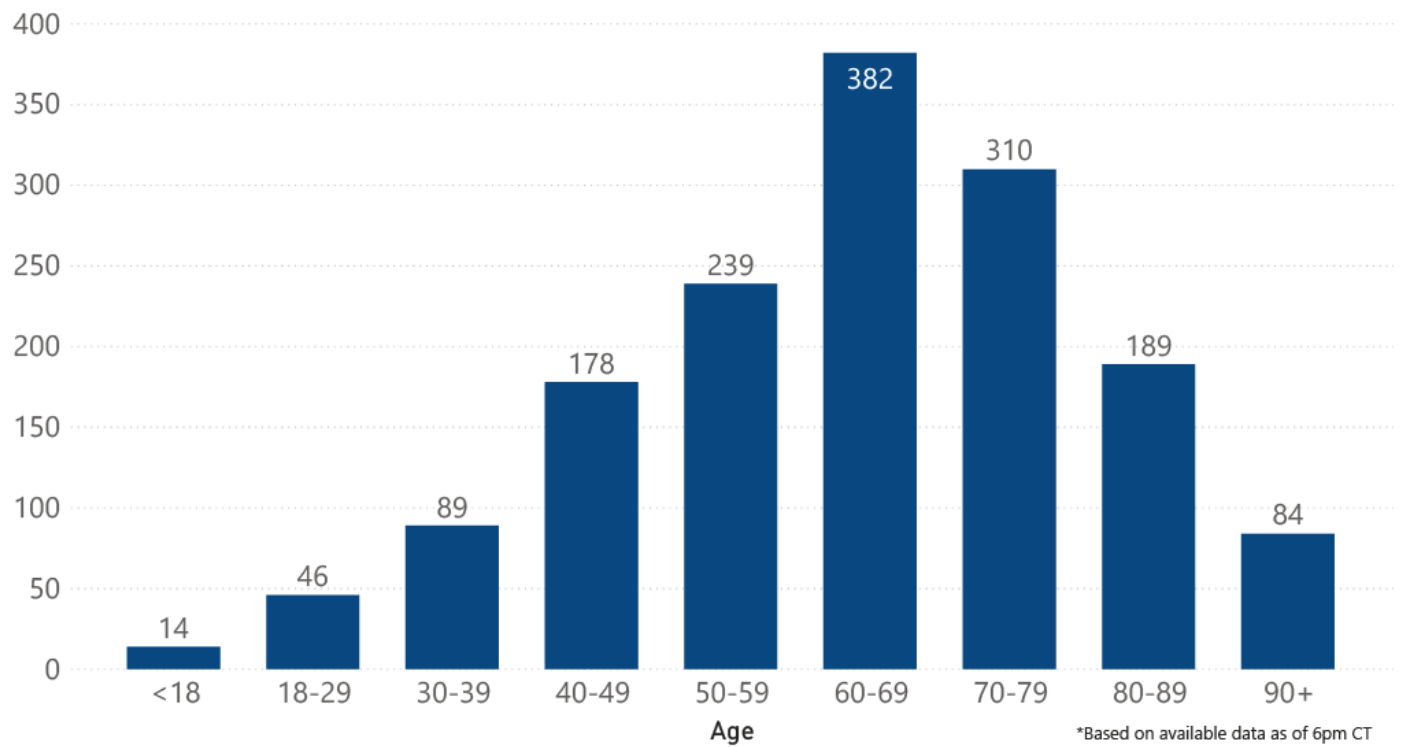
COVID-19 Pediatric Cases by Age Group through May 9, 2020*, Mississippi



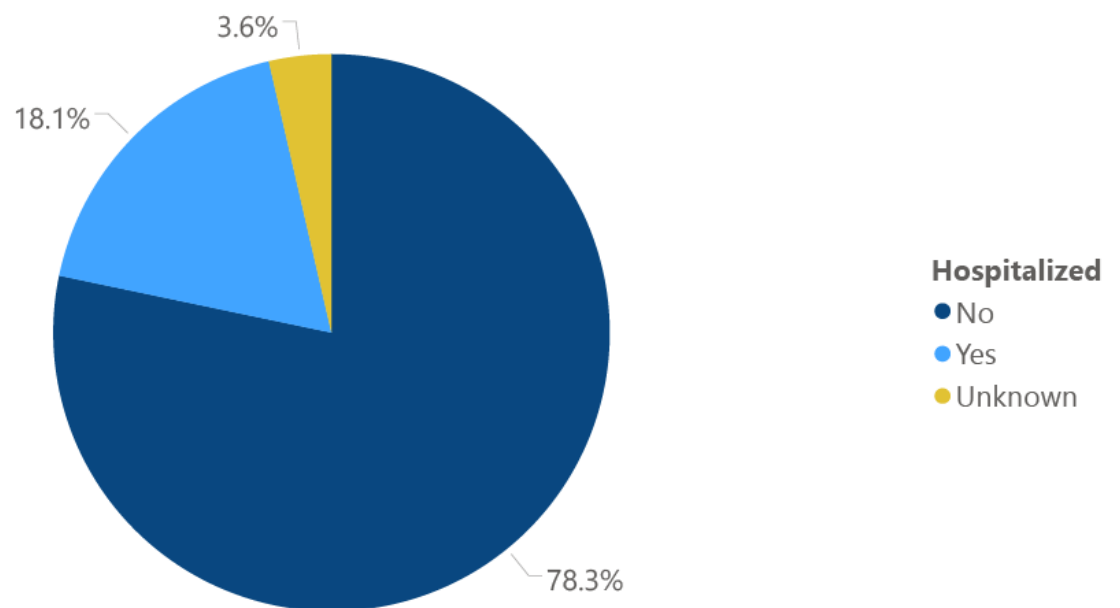
COVID-19 Hospitalizations Reported by Mississippi Hospitals*



COVID-19 Hospitalized Cases by Age through May 9, 2020*, Mississippi

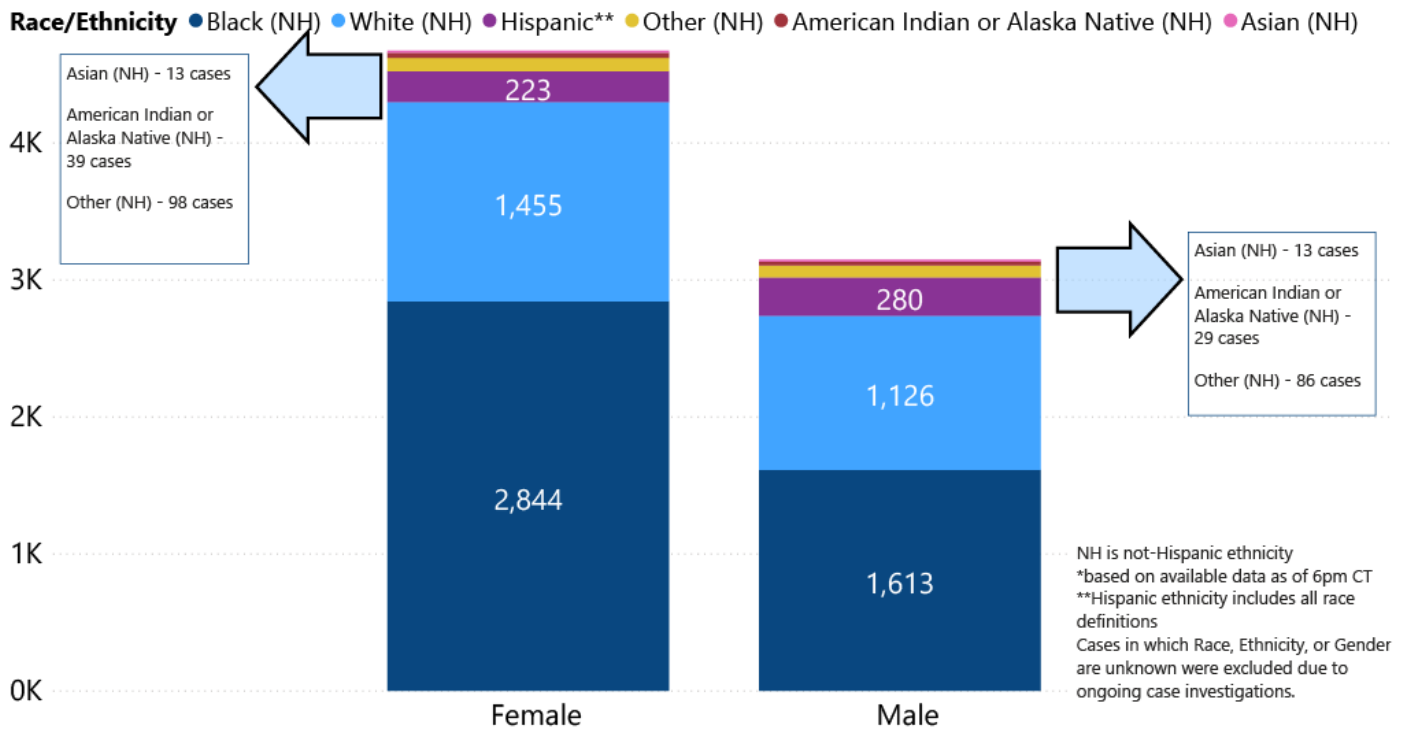


COVID-19 Cumulative Hospitalizations-Investigated Cases May 9, 2020 *

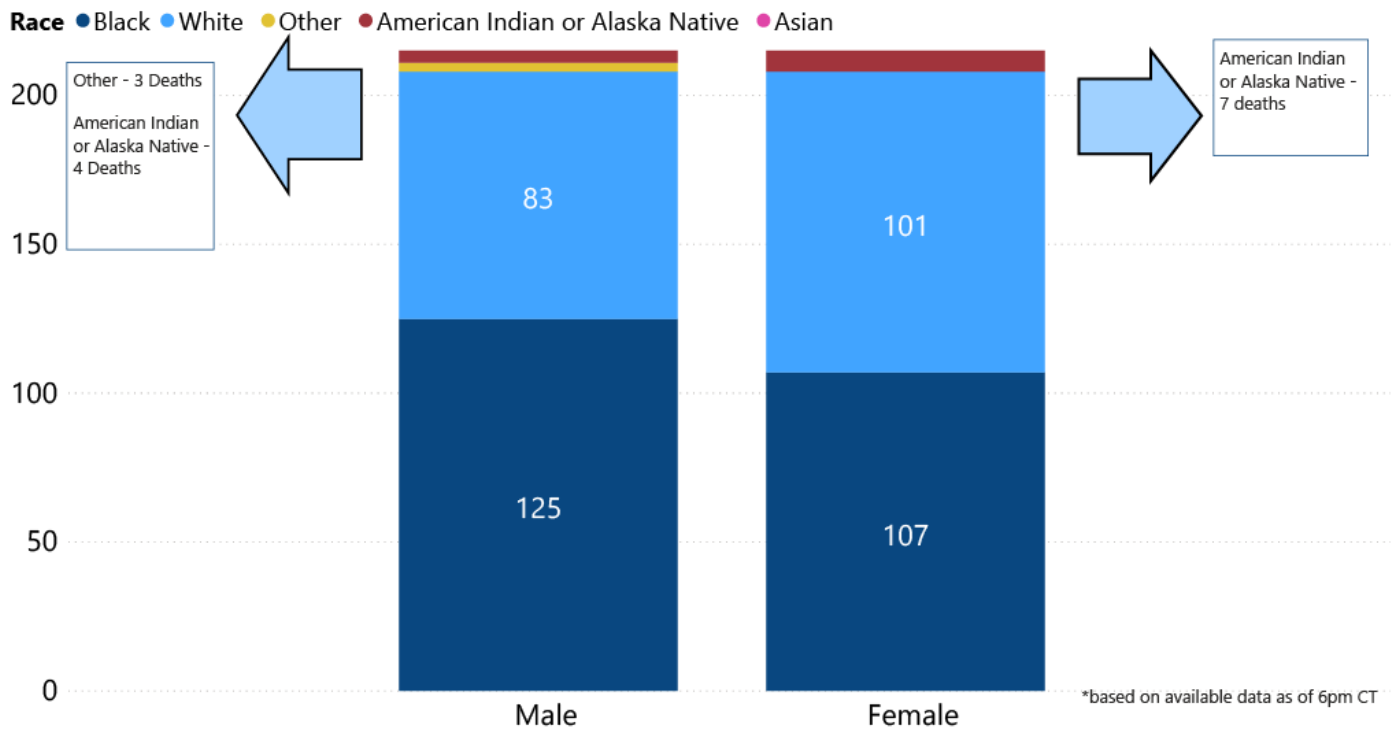


* N=8459, 1042 cases excluded due to ongoing investigations, based on available data as of 6 pm CT

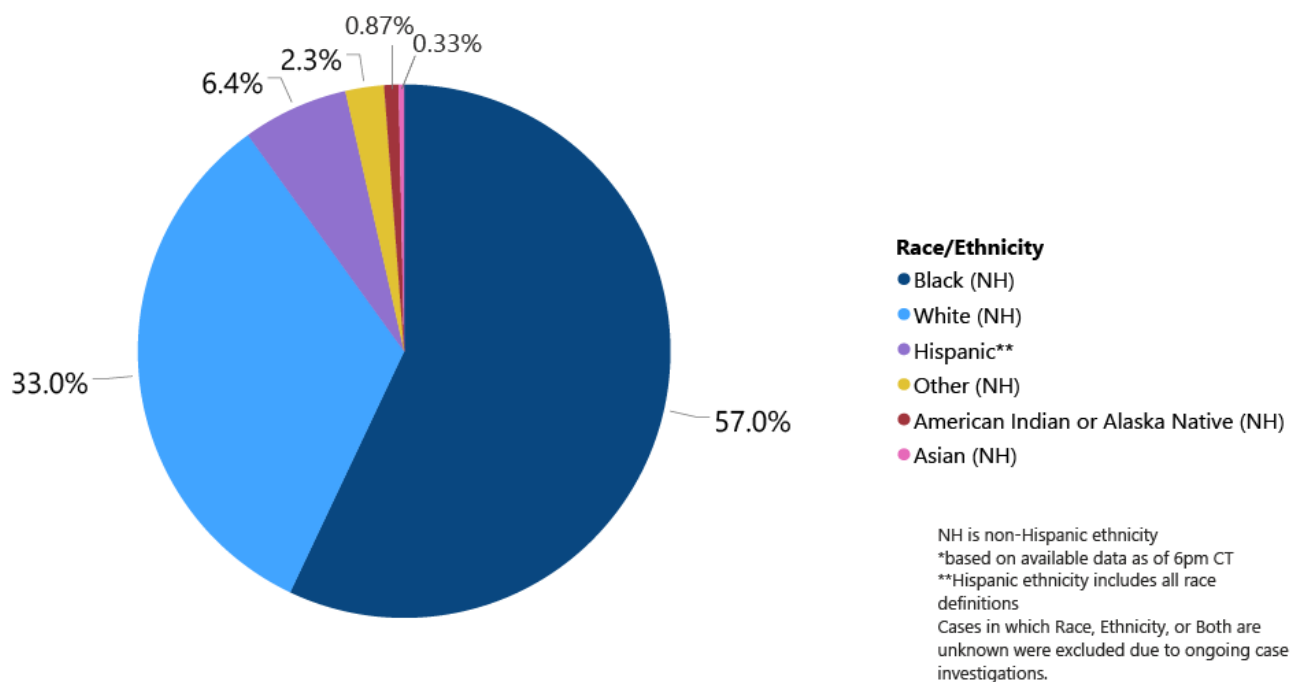
COVID-19 Cases by Race/Ethnicity and Gender through May 9, 2020*, Mississippi



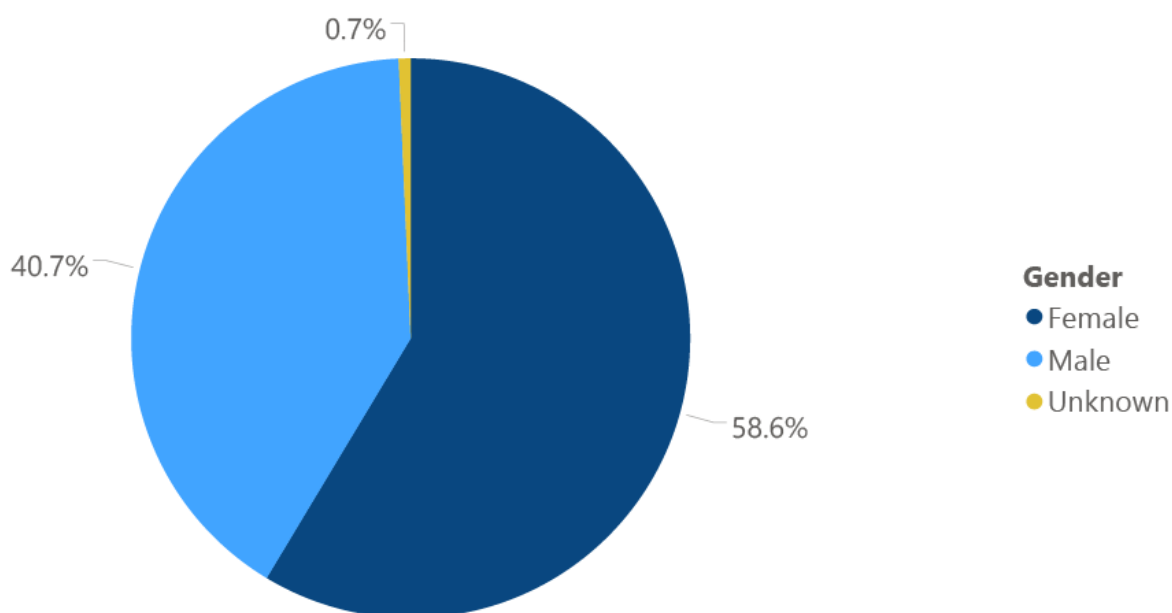
COVID-19 Deaths by Race and Gender through May 9, 2020*, Mississippi



COVID-19 Cases by Race/Ethnicity through May 9, 2020*, Mississippi



COVID-19 Cases by Gender through May 9, 2020*, Mississippi



*Based on available data as of 6pm CT

Weekly High Case and High Incidence Counties

These weekly tables count cases based on the date of testing, not the date the test result was reported, and count only those cases where the date of testing is known.

They rank counties by weekly cases, and by incidence (cases proportional to population). A separate table ranking all counties is also available. **All tables updated weekly.**

COVID-19 High Case MS Counties Over 1 Week Period (May 1 - May 7, 2020*)

County	Cases (May 1-May 7)	Cases per 100,000 (May 1-May 7)	Cases to Date	Cases per 100,000 Total	Percent Change
MADISON	118	111.7	404	382.5	41%
HINDS	85	35.9	657	277.1	15%
NESHOBA	61	209.4	287	985.4	27%
ATTALA	53	288.6	182	991.0	41%
FORREST	52	69.3	294	391.8	21%
SCOTT	51	180.3	438	1548.4	13%
LAUDERDALE	38	50.5	463	614.7	9%
JONES	37	54.0	223	325.7	20%
LEAKE	35	153.8	286	1256.4	14%
HOLMES	30	170.2	196	1112.2	18%
COPIAH	26	91.1	152	532.5	21%
NEWTON	26	121.3	130	606.3	25%

*based on available data as of 6pm CT

Cases based on test date. Cases without test date excluded due to ongoing investigations.

Table will be updated weekly.

COVID-19 High Incidence MS Counties Over 1 Week Period (May 1 - May 7, 2020*)

County	Cases (May 1-May 7)	Cases per 100,000 (May 1-May 7)	Cases to Date	Cases per 100,000 Total	Percent Change
ATTALA	53	288.6	182	991.0	41%
MONTGOMERY	23	229.5	65	648.5	55%
CARROLL	21	211.9	97	978.7	28%
NESHOBA	61	209.4	287	985.4	27%
SCOTT	51	180.3	438	1548.4	13%
HOLMES	30	170.2	196	1112.2	18%
LEAKE	35	153.8	286	1256.4	14%
JASPER	24	146.1	84	511.3	40%
NEWTON	26	121.3	130	606.3	25%
MADISON	118	111.7	404	382.5	41%
NOXUBEE	11	104.4	100	949.2	12%
CLAIBORNE	9	100.0	37	411.0	32%

*based on available data as of 6pm CT

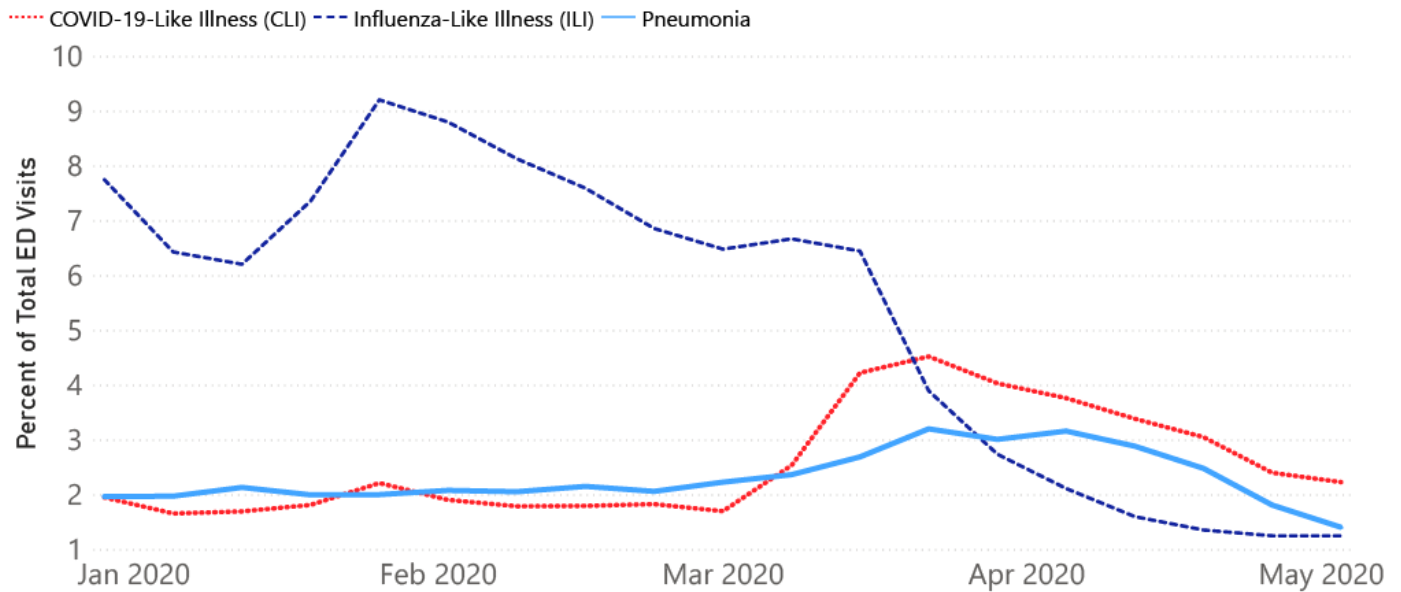
Cases based on test date. Cases without test date excluded due to ongoing investigations.

Table will be updated weekly.

Syndromic Surveillance

Emergency department visits by those with symptoms characteristic of COVID-19, influenza and pneumonia, updated weekly.

Percentage of Emergency Department visits for CLI, ILI, and Pneumonia Cases Weekly Statewide Summary, December 29, 2019 - May 3, 2020



*The graph represents syndromic surveillance data from emergency department visits, reported electronically by hospitals throughout the state, that are consistent with COVID-19-Like Illness (CLI), Influenza-Like Illness (ILI), and Pneumonia. Based on available data as of 6pm CT. Graph will be updated weekly.

Estimated Recoveries

Presumed COVID-19 cases recovered, estimated weekly (does not include cases still under investigation).

COVID-19 Presumed Recovered Cases through May 3, 2020, Mississippi

4,421
Presumed Recovered*

*Reflects Provisional Estimates. Presumed Recovered if:

- 1) It has been 14 days or more since the case tested positive, if they were not hospitalized
- 2) It has been 21 days or more since the case tested positive, if they were hospitalized or hospitalization was unknown.

All deaths excluded. Presumed recovered counts will be updated weekly.

- ▶ [COVID-19 cases in the United States \(CDC\)](#)
- ▶ [U.S. COVID-19 Tracker \(CDC\)](#)
- ▶ [COVID-19 Global Case Map \(Johns Hopkins University\)](#)

COVID-19 Testing

Statewide Combined Testing Summary as of May 9

COVID-19 testing providers around the state include commercial laboratories as well as hospital labs. Combined with testing done by the MSDH Public Health Laboratory, the figures provide a complete picture of all Mississippi testing. We will update these figures as data becomes available.

Note: These figures now reflect number of tests performed, rather than number of individuals tested.

Total tests by the MSDH Public Health Laboratory	15,474
Total tests by other providers	75,525
Total tests for COVID-19 statewide	91,999

MSDH Testing Summary as of May 9

MSDH Public Health Laboratory (MPHL) testing totals as of 6 p.m. These totals are for tests performed at the MPHL only.

- Total individuals tested by the MPHL: **14,693**
- Total positive individuals from MPHL tests: **1,859**

Getting Tested for COVID-19

The MSDH Public Health Laboratory, its partners, and private providers are testing statewide for COVID-19.

Anyone with symptoms of fever, severe cough or severe chest pains – especially those who are older or in poor health – should make arrangements for testing with their doctor or one of the many healthcare providers now performing testing. Healthcare providers can assess your health history and symptoms, and perform testing for COVID-19 as needed. MSDH is also helping conduct free drive-up testing sites in many parts of the state. **Always call ahead to the testing provider for instructions on safely being examined before you visit for your test.**

- ▶ [Find a COVID-19 testing provider near you](#)

- ▶ [Video: A tour through COVID-19 testing at the MSDH Public Health Lab](#)

What MSDH Is Doing

The Mississippi State Department of Health is aggressively responding to the rapidly evolving COVID-19 situation. With other state agencies, it has activated emergency operations in order to slow the spread of COVID-19 in Mississippi.

Other steps that MSDH is taking include:

- **Surveillance:** Increasing surveillance (monitoring) activities to identify cases of COVID-19 as quickly as possible and to limit person-to-person transmission.
- **Testing:** Making COVID-19 testing available for healthcare providers through the MSDH Public Health Laboratory.
- **Planning:** Working directly with hospitals and healthcare providers across the state to plan for possible cases of COVID-19, preparing them to identify and safely treat cases.
- **Readiness:** Assessing statewide hospital capacities, ensuring the capacity of the MSDH Public Health Laboratory for COVID-19 testing, and informing all Mississippi healthcare providers about procedures for identifying and testing for coronavirus cases.
- **Information:** Providing guidance to business, education and other entities on how to respond to the possible spread of COVID-19 in the community.

Prevention and Preparation for Individuals and the Community

► [Preventive steps to take, recommendations, guidances and general information on COVID-19](#)

Our free newsletter includes monthly disease updates:



Last reviewed on Mar 5,

2020

[error on this](#)

[email page](#)

[print](#)

Related resources

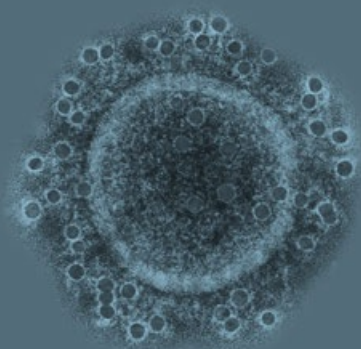
► [Local COVID-19 Testing Providers](#)

► [COVID-19 Guidance and Prevention for Individuals and the Community](#)

Updated April 23, 2020

More topics

- [Diagnostic Testing EUA](#)
- [Handouts and Posters](#)
- [Healthcare Professionals](#)
- [Interactive Map and Charts](#)
- [Other Languages](#)
- [Prevention and Safety Guidance](#)
- [Testing for COVID-19](#)



Coronavirus

COVID-19

Prevention
Healthcare guidance
Surveillance

[FULL INFORMATION](#)

AGENCY

[About Us](#)

[Administration](#)

[Board of Health](#)

[County Offices](#)

[Institutional Review](#)

[Jobs](#)

[Locations](#)

[Public Health Laboratory](#)

[RFPs/Grants](#)

[More »](#)

[Intranet](#)

[OHIT+ER Service Center](#)

[Webmail](#)

INFORMATION

[Apps](#)

[Calendar of Events](#)

[Contact Us](#)

[Meetings](#)

[Health Resources](#)

[Hotlines](#)

[Locations](#)

[News](#)

[Newsletter](#)

[Phone Numbers](#)

[Español](#)

I NEED A ...

[Birth Certificate](#)

[Certificate of Need](#)

[Children's Health Insurance](#)

[Complaint Form](#)

[Criminal History Check](#)

[Death Certificate](#)

[Divorce Record](#)

[Food Permit](#)

[Immunization Record](#)

[J-1 Visa](#)

[License Verification](#)

[Marriage Record](#)

[Professional License](#)

[Public Records Request](#)
[Wastewater Application](#)

PUBLICATIONS

[Annual Report](#)
[CON Weekly Reports](#)
[Health Facilities Directory](#)
[Mississippi Morbidity Reports](#)
[Public Health Report](#)
[State Health Plan](#)
[Strategic Plan](#)

[More »](#)

Mississippi State Department of Health • 570 East Woodrow Wilson Dr • Jackson, MS 39216 • 866-HLTHY4U • [Contact and information](#)

