

Coronavirus Disease 2019 (COVID-19)

Updated May 11, 2020



The national Centers for Disease Control and Prevention (CDC) and the Mississippi State Department of Health continue to closely monitor the outbreak of respiratory illnesses caused by the novel (new) coronavirus COVID-19, and are working to limit the spread of cases nationally and in Mississippi. MSDH is actively working with doctors and hospitals to quickly identify cases and respond effectively to limit this outbreak.



If you are waiting for test results, it is essential to remain at home. Do not go to work or leave home. Stay in a specific room at home and avoid contact with other family members as much as possible. These steps are important to prevent the possible spread of disease.

► [More important steps for you and your family](#)

Healthcare Professionals

Guidances and more →

- [MSDH guidances](#)
- [Specimens](#)
- [Lab dropoff](#)
- [CDC guidances](#)
- [MS-HAN Alerts](#)

[ALL HEALTHCARE](#)

Current Cases and Statistics

County and state data →

- [Total cases and deaths](#)
- [County tables](#)
- [Map and charts](#)
- [Lab testing](#)
- [Recoveries](#)

[ALL STATISTICS](#)

Prevention, Safety and Testing

Personal and community →

- ▶ [Testing locations](#)
- ▶ [Personal protection](#)
- ▶ [Community prevention](#)
- ▶ [After you get tested](#)
- ▶ [General information](#)

ALL PREVENTION

Mississippi Coronavirus Hotline (7 days a week, 7 a.m.–11 p.m.): **877-978-6453**
Hard of hearing? Dial 711 for assistance.

Local COVID-19 testing: [Find COVID-19 testing near you »](#)

COVID-19 in Mississippi

Total Mississippi Cases and Deaths as of May 10

Daily totals as of 6 p.m. of all reported cases and deaths since March 11, 2020.

- New cases reported today: **173**
- New deaths reported today: **5**

Counties reporting deaths today:

County	Deaths reported today
Adams	1
Itawamba	1
Lauderdale	1
Leake	1
Neshoba	1

About our case counts: We currently update our case totals each morning based on test results from the previous day. Outside laboratories also report positive test results to us, which are included in our totals.

County case numbers and deaths may change as investigation finds new or additional information.

Cases and Deaths by County

Totals of all reported cases since March 11, including those in long-term care (LTC) facilities.

County	Total Cases	Total Deaths	Total LTC Facility Cases	Total LTC Facility Deaths
Adams	160	13	39	6
Alcorn	10	1	0	0
Amite	38	0	1	0
Attala	196	4	60	4
Benton	13	0	1	0
Bolivar	118	9	16	3
Calhoun	58	4	23	4
Carroll	103	4	45	3
Chickasaw	93	10	25	6
Choctaw	16	2	0	0
Claiborne	41	0	0	0
Clarke	84	8	13	4
Clay	66	3	0	0
Coahoma	71	3	0	0
Copiah	163	1	1	0
Covington	93	1	1	1
Desoto	336	5	1	1
Forrest	315	21	48	10
Franklin	18	1	1	0
George	15	1	0	0
Greene	6	1	0	0
Grenada	52	2	14	2
Hancock	74	10	6	3
Harrison	198	6	1	1
Hinds	675	15	61	9
Holmes	223	19	40	8
Humphreys	34	4	7	2
Itawamba	69	7	33	6
Jackson	276	11	39	2
Jasper	89	2	0	0
Jefferson	31	0	0	0
Jefferson Davis	55	1	2	0
Jones	249	5	31	1
Kemper	93	6	23	4

County	Total Cases	Total Deaths	Total LTC Facility Cases	Total LTC Facility Deaths
Lafayette	101	3	36	0
Lamar	156	4	3	2
Lauderdale	492	44	120	26
Lawrence	66	0	1	0
Leake	307	4	0	0
Lee	80	4	5	0
Leflore	185	18	45	8
Lincoln	186	14	65	10
Lowndes	86	3	7	2
Madison	466	12	55	9
Marion	84	7	14	2
Marshall	56	2	0	0
Monroe	199	21	92	19
Montgomery	69	1	0	0
Neshoba	320	15	32	6
Newton	142	1	1	0
Noxubee	105	2	9	2
Oktibbeha	89	4	27	3
Panola	43	2	0	0
Pearl River	190	24	42	6
Perry	34	1	0	0
Pike	170	10	14	5
Pontotoc	23	2	3	0
Prentiss	36	2	22	2
Quitman	17	0	0	0
Rankin	251	6	6	0
Scott	462	6	9	1
Sharkey	5	0	0	0
Simpson	62	0	2	0
Smith	104	6	26	3
Stone	24	0	0	0
Sunflower	63	3	0	0
Tallahatchie	12	1	0	0
Tate	52	0	1	0

County	Total Cases	Total Deaths	Total LTC Facility Cases	Total LTC Facility Deaths	
Tippah	66	11	0	0	
Tishomingo	10	0	1	0	
Tunica	39	2	12	2	
Union	50	3	14	2	
Walthall	41	0	0	0	
Warren	117	2	12	0	
Washington	85	3	4	1	
Wayne	28	0	2	0	
Webster	22	1	0	0	
Wilkinson	77	9	5	2	
Winston	66	0	0	0	
Yalobusha	36	0	1	0	
Yazoo	169	2	3	0	
Total	9,674	435	1,223	193	193

The numbers in this table are provisional. County case numbers and deaths may change as investigation finds new or additional information about residence.

Long-Term Care Facility Cases and Deaths by Race

Long-term care (LTC) facilities like nursing homes are considered high risk locations because their residents are older or in poor health. Even one case of COVID-19 in these facilities among residents or employees is considered an outbreak. We investigate residents, staff and close contacts of infected individuals for possible exposure. (Long-term care facilities include nursing homes, intermediate care facilities for individuals with intellectual disabilities, personal care homes, assisted living facilities, long-term acute care facilities, and psychiatric or chemical dependency residential treatment centers.)

► [View a table by county of Mississippi COVID-19 cases in long-term care facilities](#) PDF

Mississippi Cases and Deaths Tables

- [Mississippi COVID-19 cases by county, race and ethnicity](#) PDF
- [Mississippi COVID-19 deaths by county, race and ethnicity](#) PDF
- [Mississippi counties ranked by weekly cases and incidence](#)

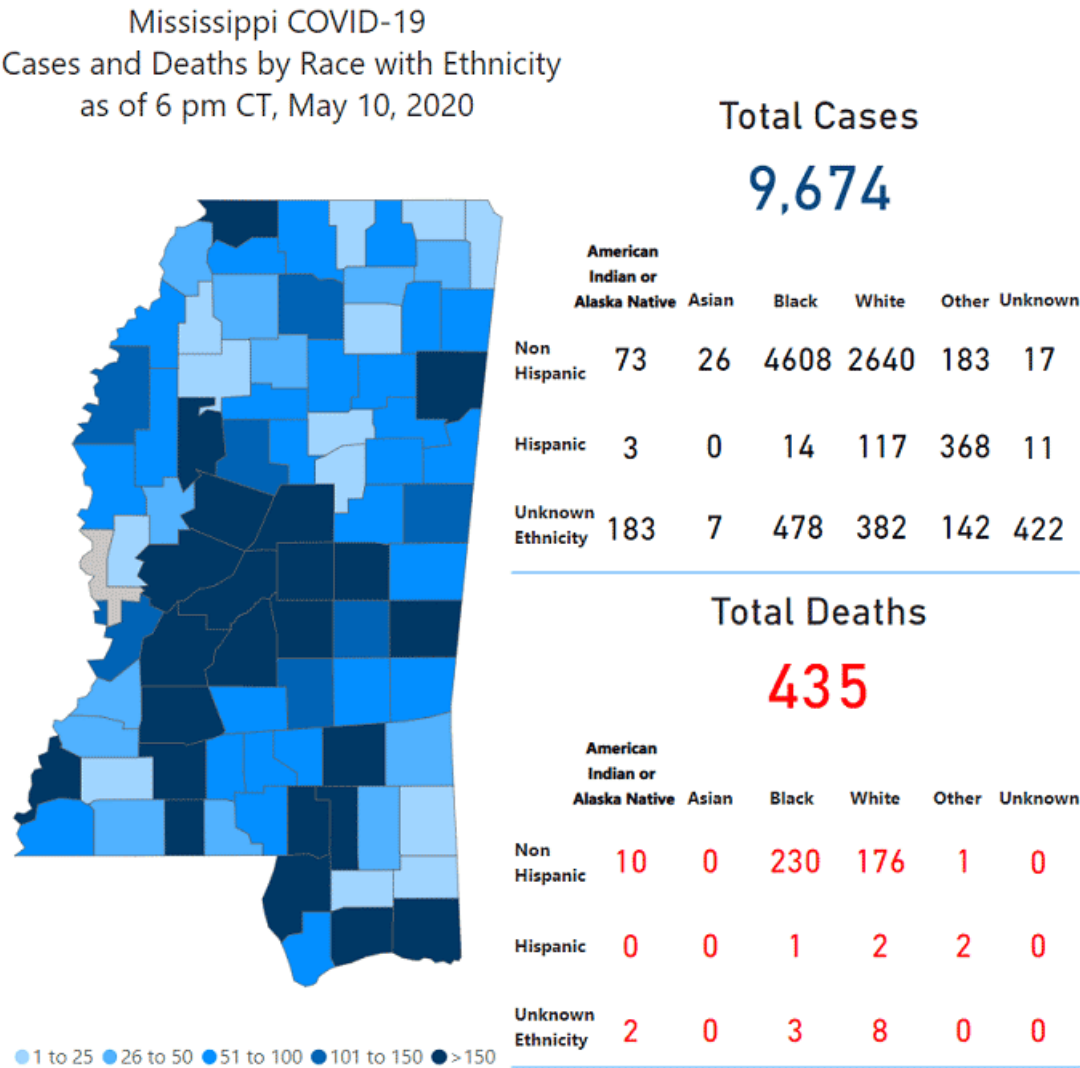
Mississippi COVID-19 Map and Charts

Data Overviews as of May 10

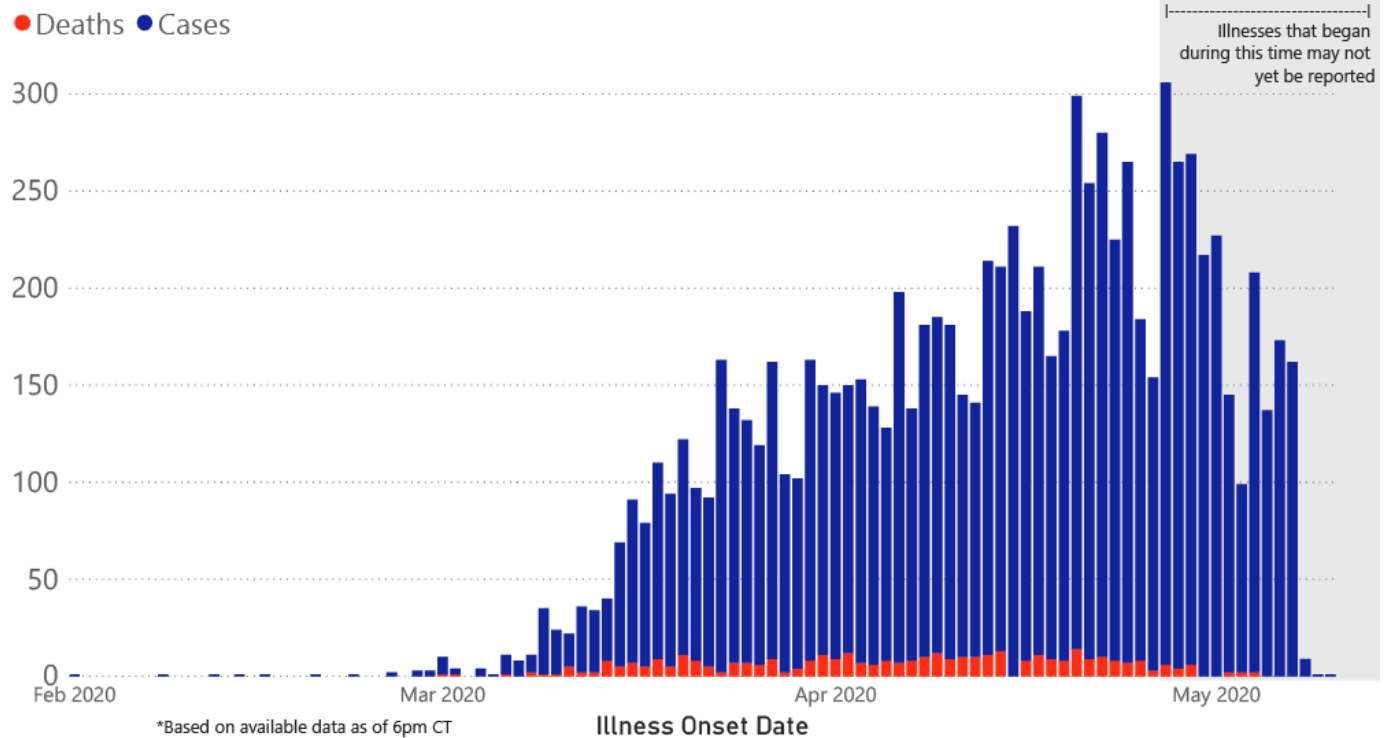
Our state case map and other data charts are also available in interactive form.

- [View interactive map](#)
- [View interactive epidemiological trend and syndromic surveillance](#)

The charts below are based on available data at the time of publication. Charts do **not** include cases where insufficient details of the case are known.

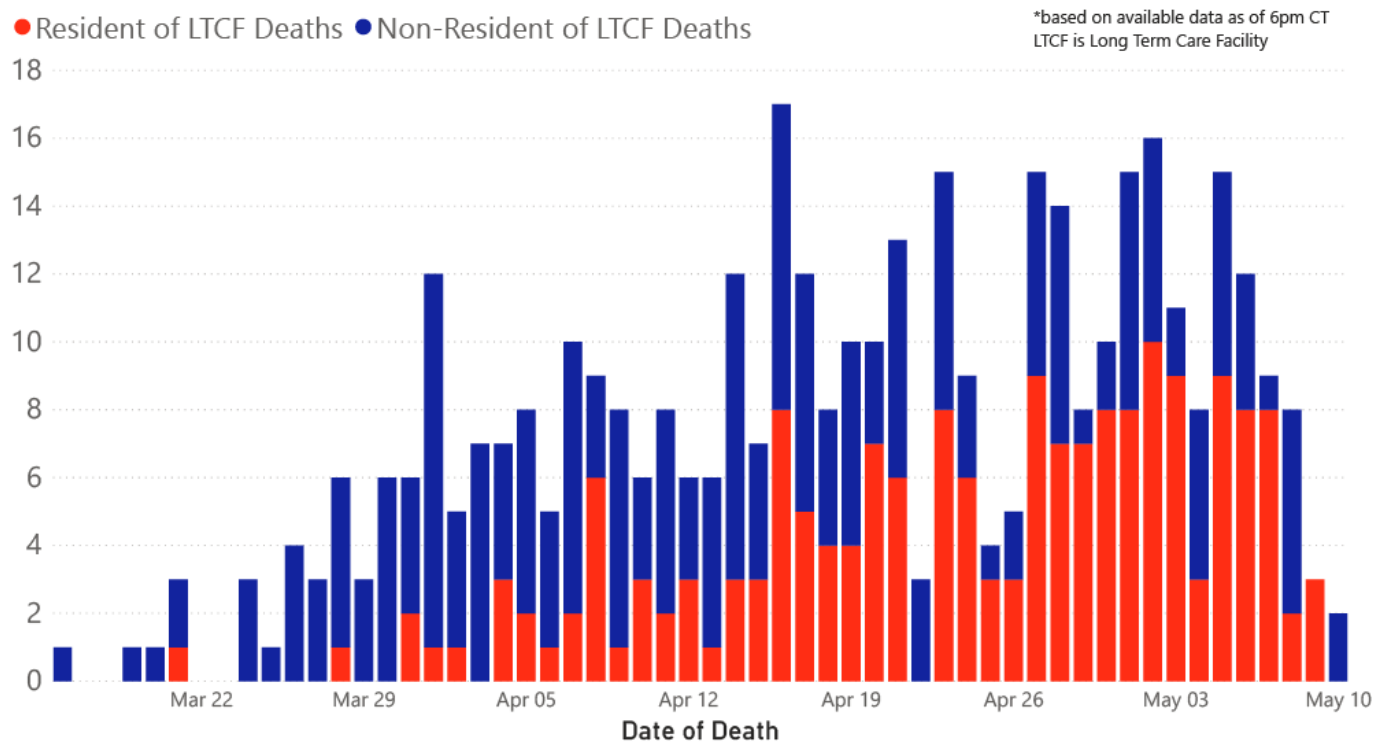


COVID-19 Cases and Deaths by Date of Illness Onset through May 10, 2020*, Mississippi



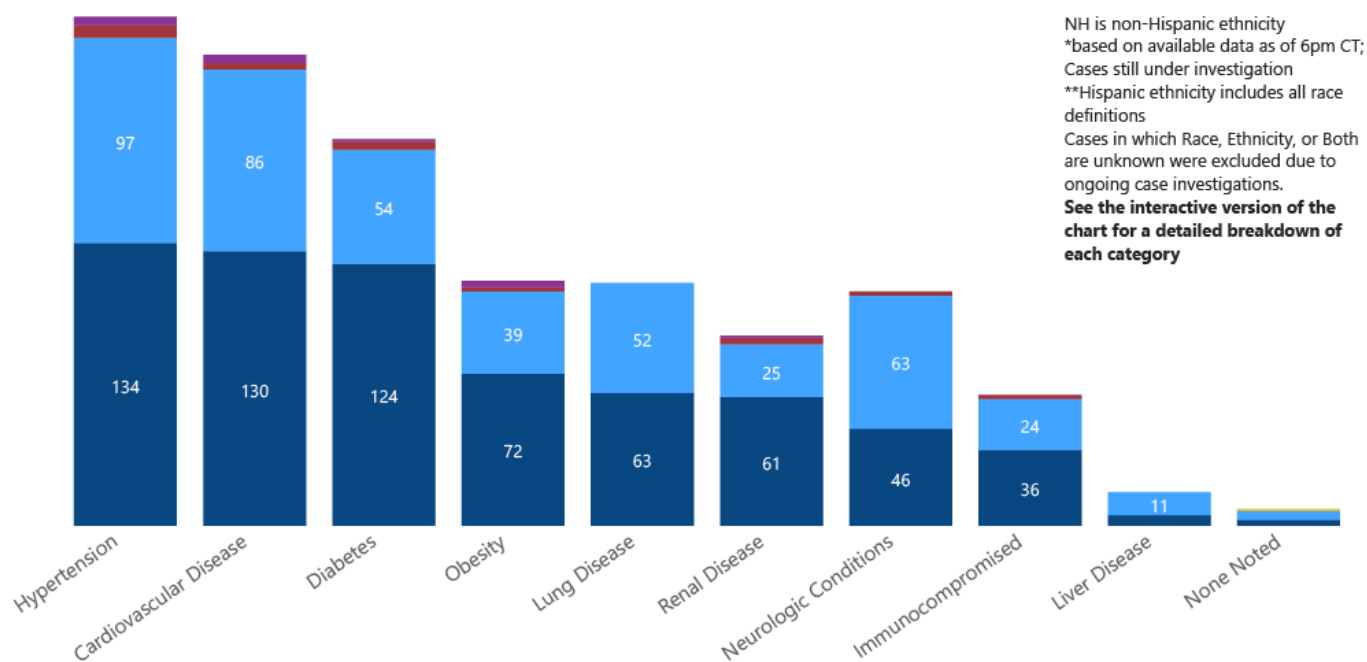
Note: Values up to two weeks in the past on the Date of Illness Onset chart above can change as we update it with new information from disease investigation.

COVID-19 LTCF and Non-LTCF Deaths by Date of Death through May 10, 2020*, Mississippi

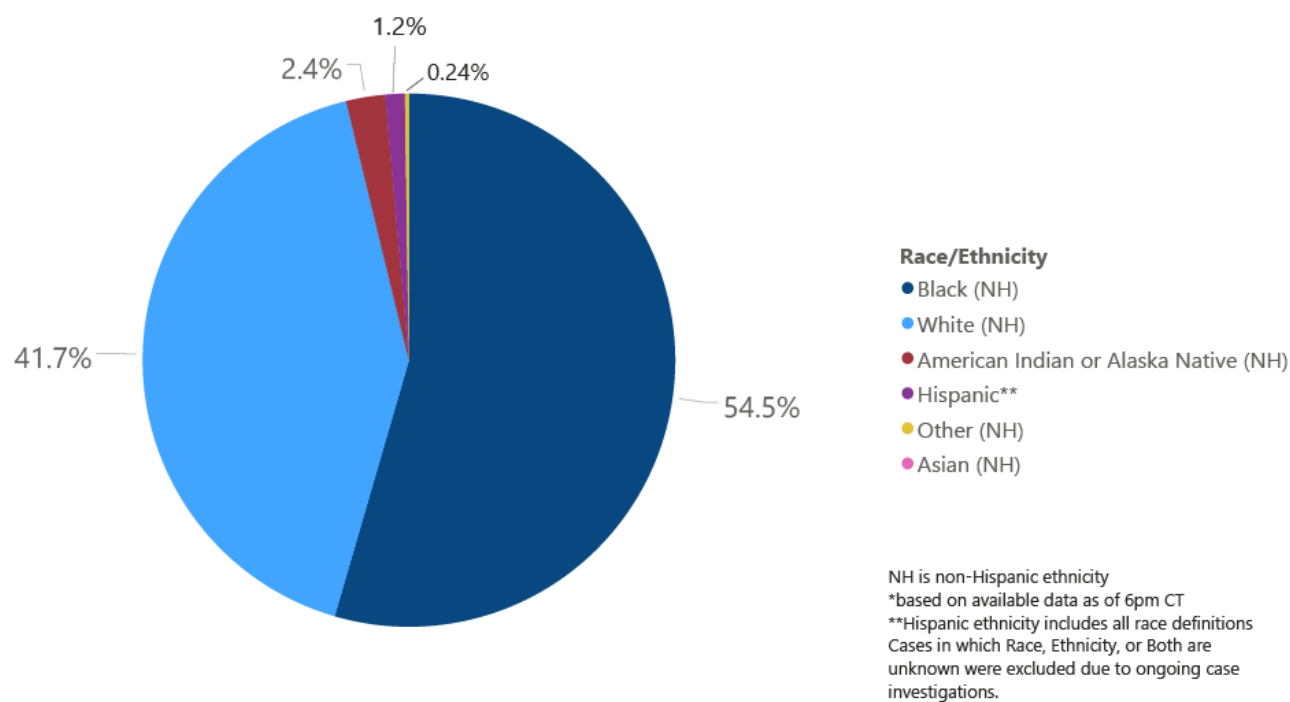


COVID-19 Underlying Conditions in Deaths by Race/Ethnicity through May 10, 2020*, Mississippi

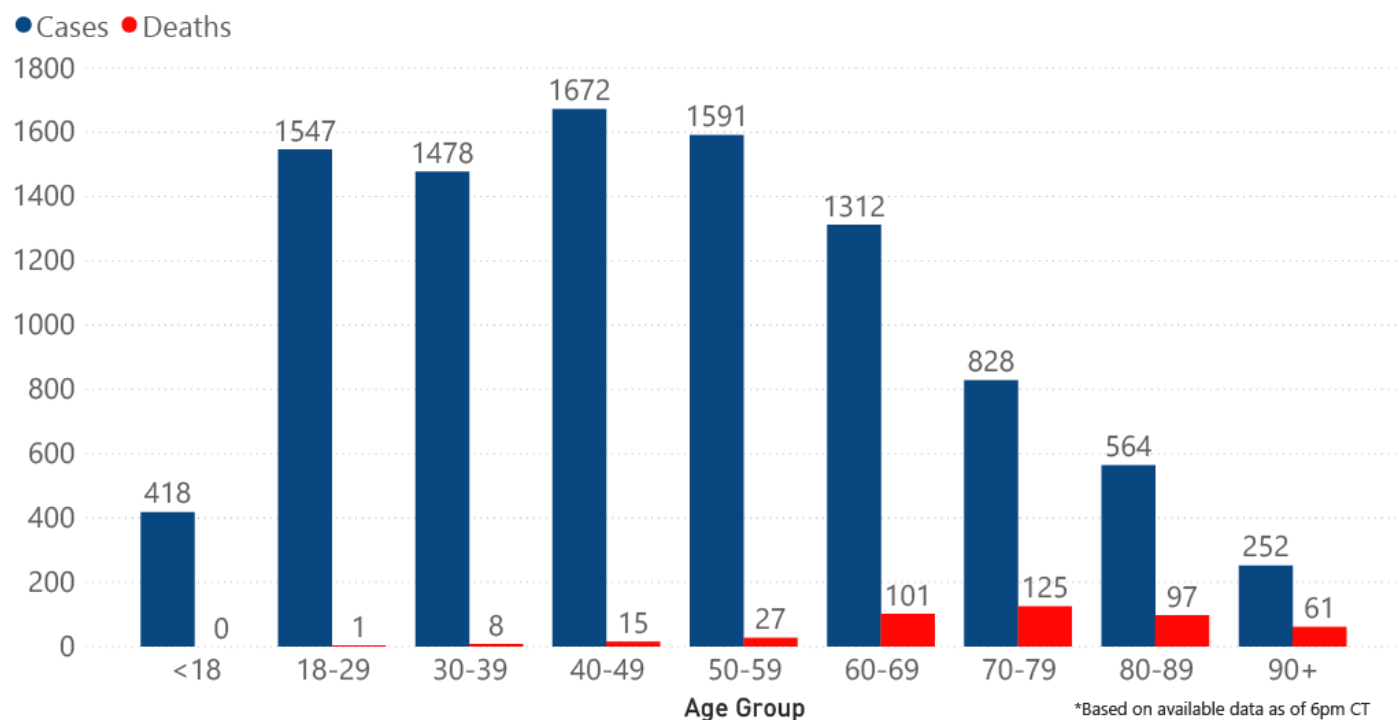
Race/Ethnicity ● Black (NH) ● White (NH) ● American Indian or Alaska Native (NH) ● Hispanic** ● Other (NH) ● Asian (NH)



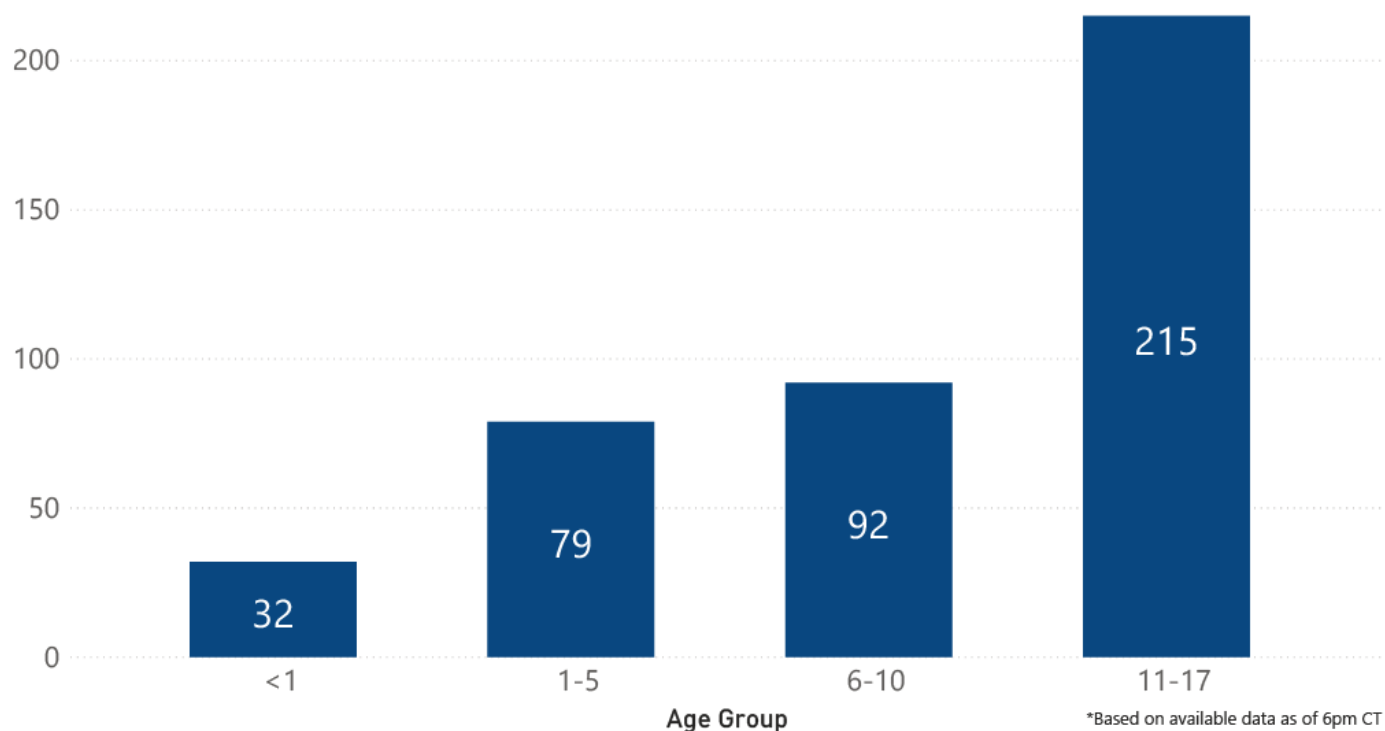
COVID-19 Deaths by Race/Ethnicity through May 10, 2020*, Mississippi



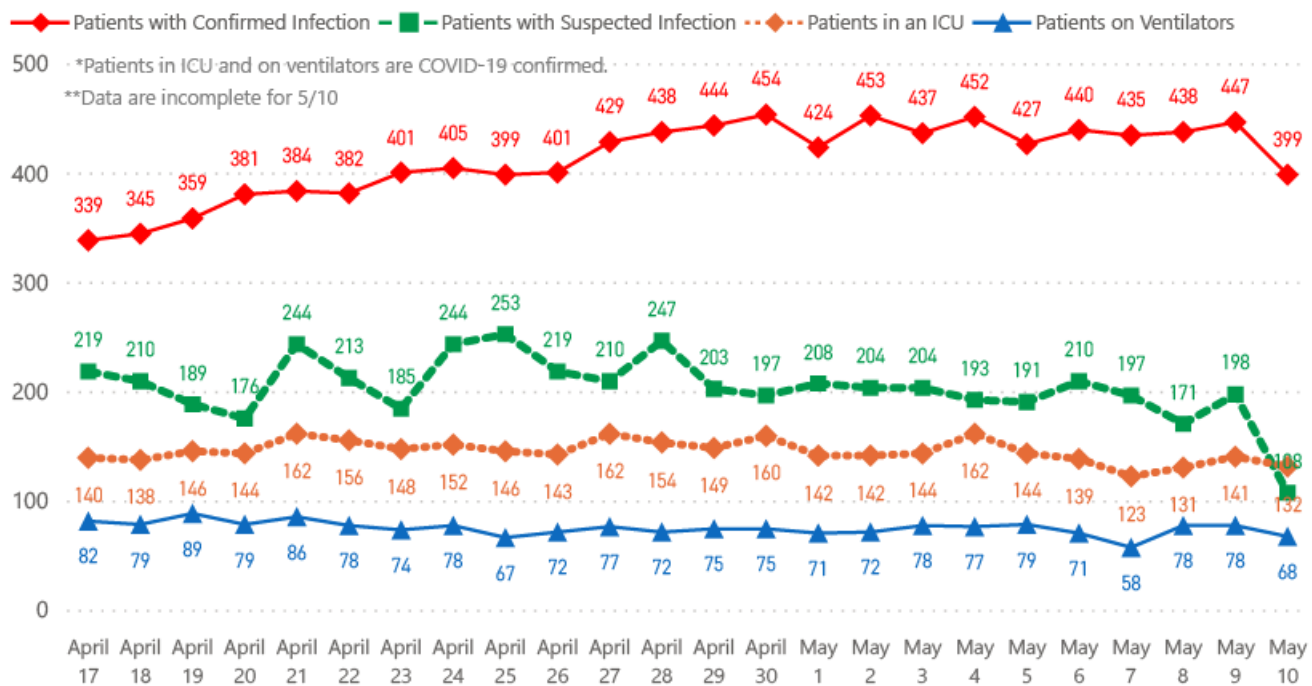
COVID-19 Cases and Deaths by Age Group through May 10, 2020*, Mississippi



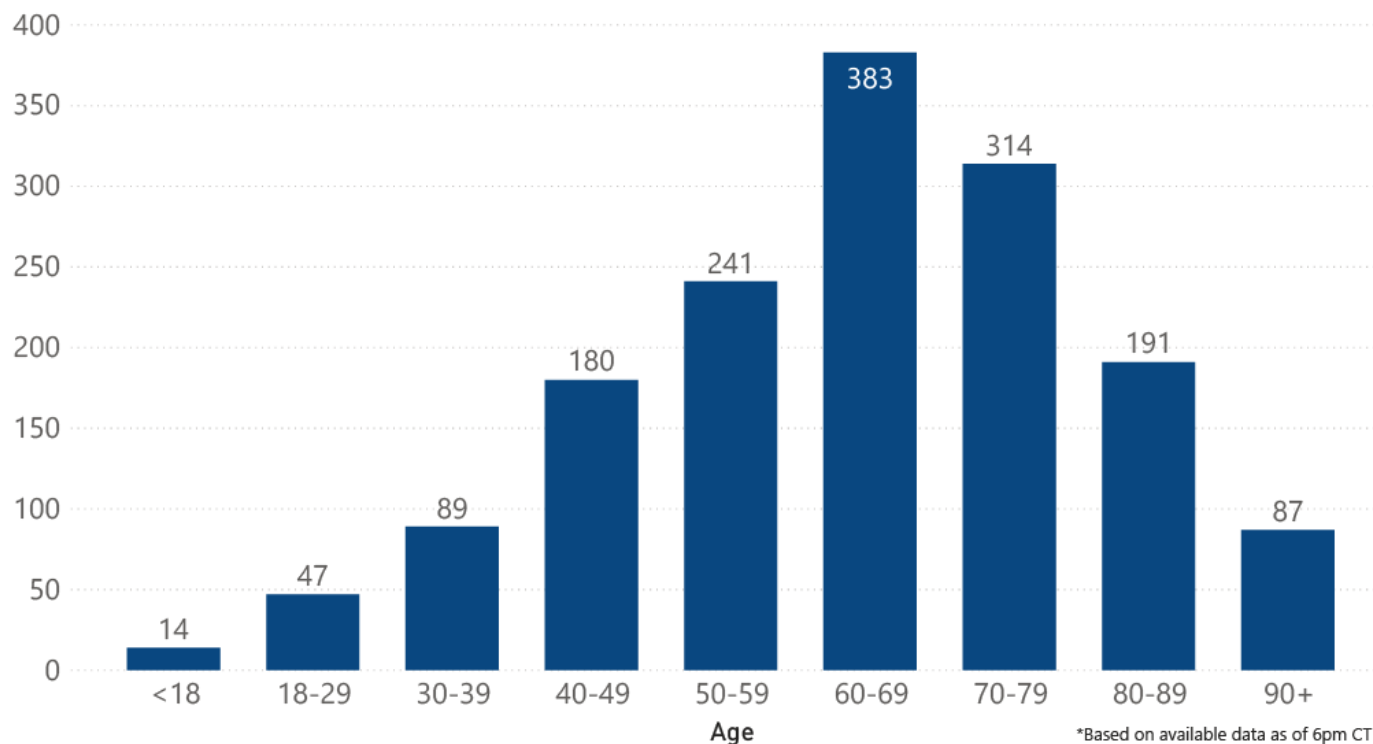
COVID-19 Pediatric Cases by Age Group through May 10, 2020*, Mississippi



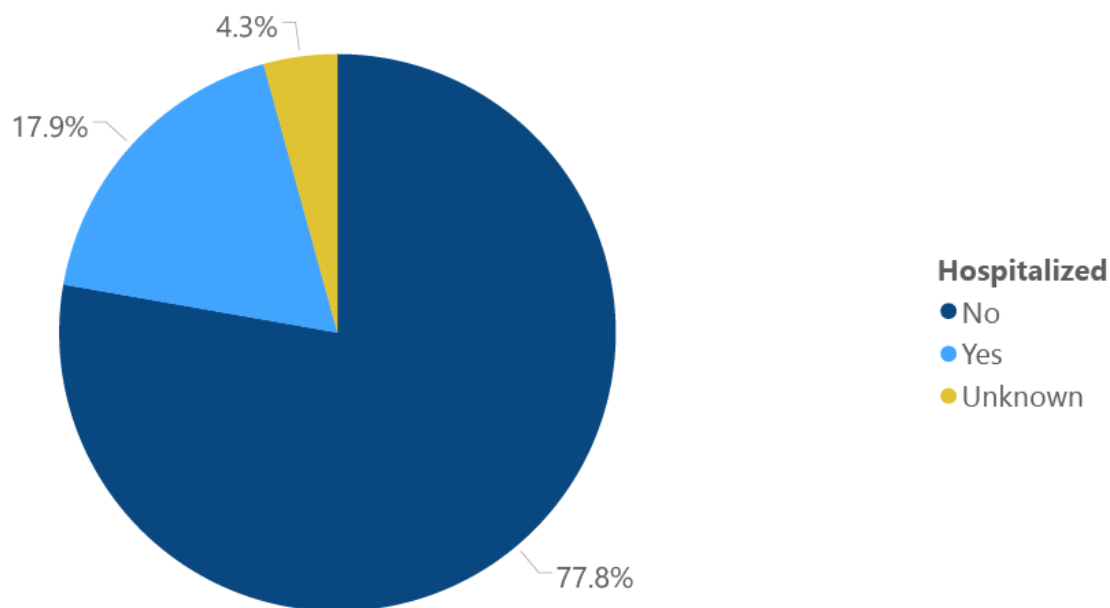
COVID-19 Hospitalizations Reported by Mississippi Hospitals*,**



COVID-19 Hospitalized Cases by Age through May 10, 2020*, Mississippi



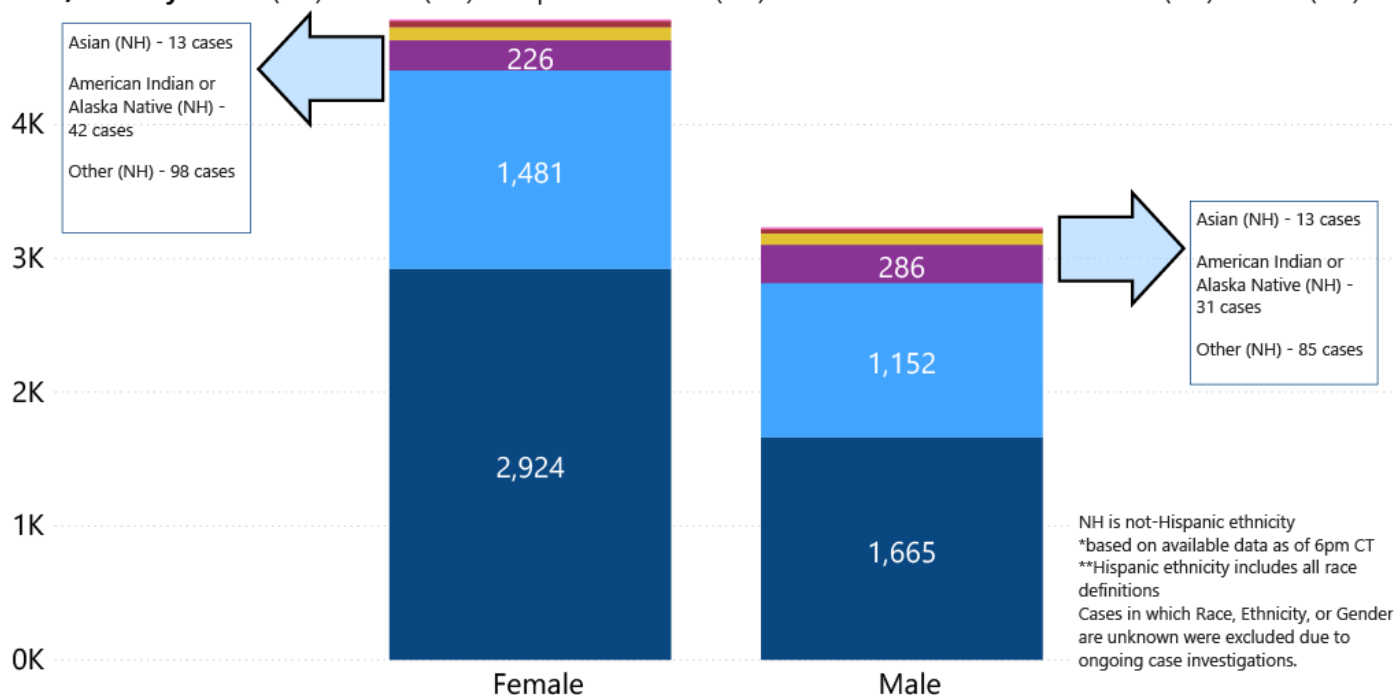
COVID-19 Cumulative Hospitalizations-Investigated Cases May 10, 2020 *



* N=8613, 1061 cases excluded due to ongoing investigations, based on available data as of 6 pm CT

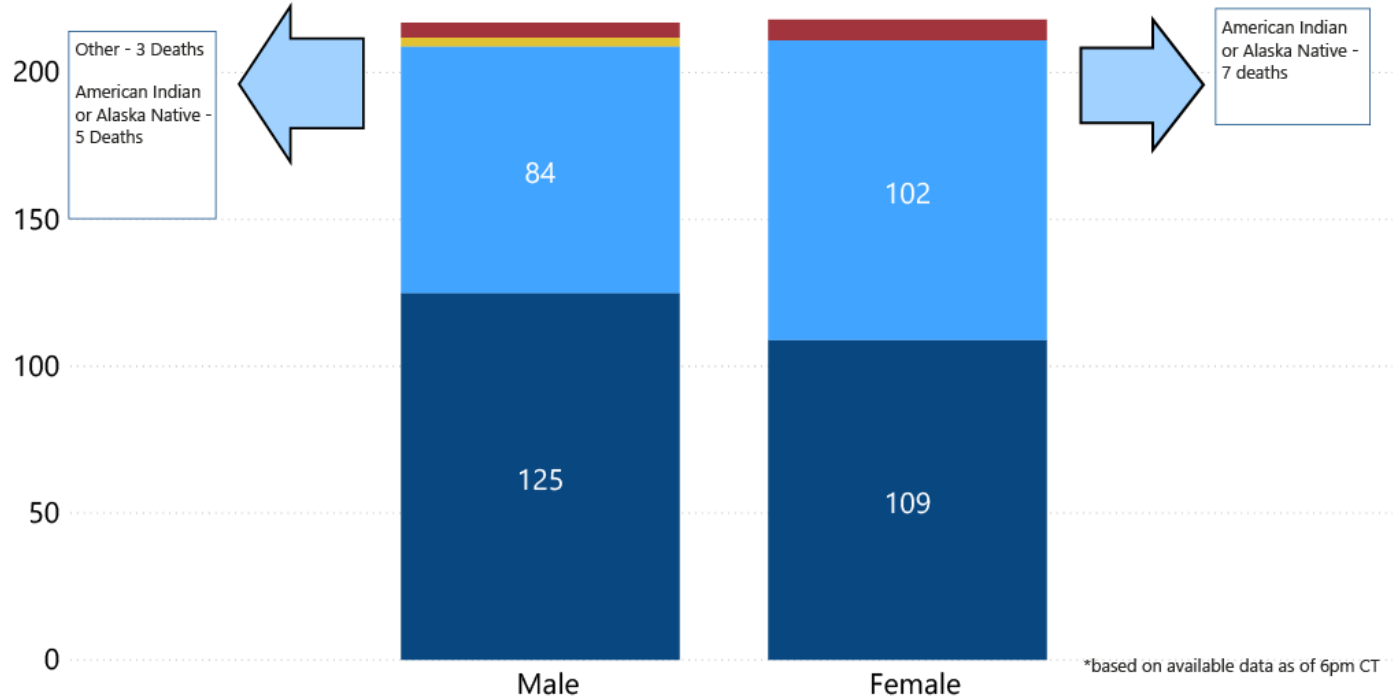
COVID-19 Cases by Race/Ethnicity and Gender through May 10, 2020*, Mississippi

Race/Ethnicity ● Black (NH) ● White (NH) ● Hispanic** ● Other (NH) ● American Indian or Alaska Native (NH) ● Asian (NH)

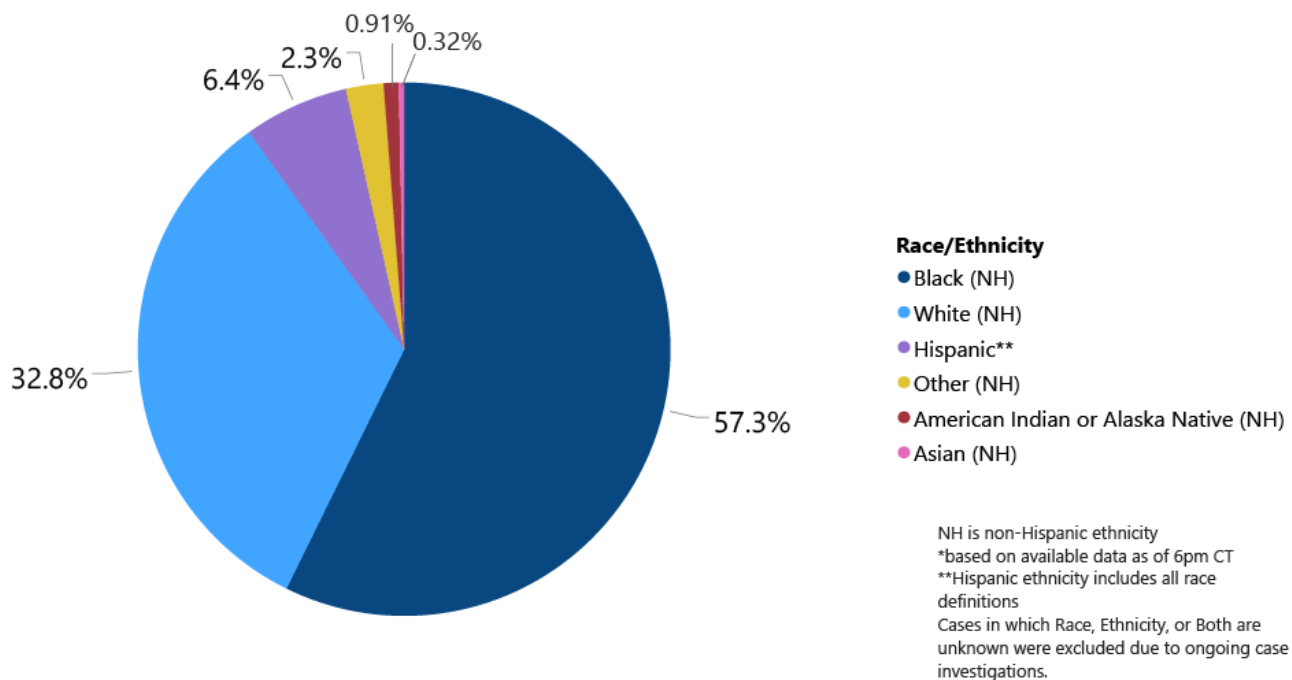


COVID-19 Deaths by Race and Gender through May 10, 2020*, Mississippi

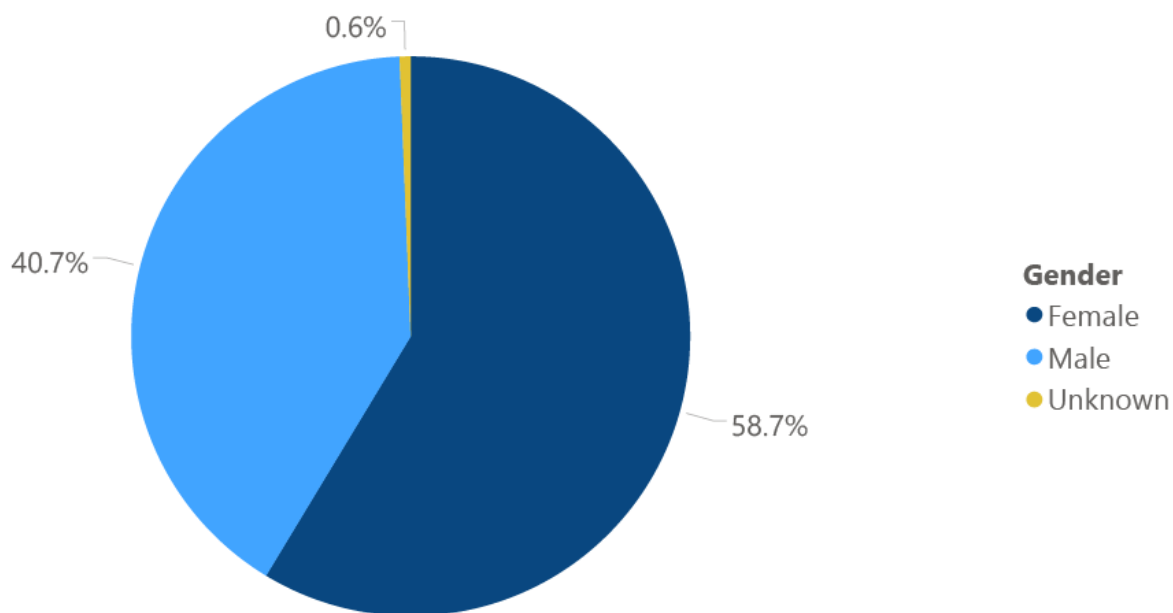
Race ● Black ● White ● Other ● American Indian or Alaska Native ● Asian



COVID-19 Cases by Race/Ethnicity through May 10, 2020*, Mississippi



COVID-19 Cases by Gender through May 10, 2020*, Mississippi



*Based on available data as of 6pm CT

Weekly High Case and High Incidence Counties

These weekly tables count cases based on the date of testing, not the date the test result was reported, and count only those cases where the date of testing is known.

They rank counties by weekly cases, and by incidence (cases proportional to population). A separate table ranking all counties is also available. **All tables updated weekly.**

► [Full tables of counties ranked by weekly incidence and cases](#) PDF

COVID-19 High Case MS Counties Over 1 Week Period (May 4- May 10, 2020*)

County	Cases (May 4-May 10)	Cases per 100,000 (May 4-May 10)	Cases to Date	Cases per 100,000 Total	Percent Change
MADISON	149	141.10	466	441.20	0.47
NESHOBA	64	219.70	320	1,098.70	0.25
HINDS	60	25.30	675	284.70	0.10
ATTALA	52	283.10	196	1,067.20	0.36
JONES	50	73.00	249	363.70	0.25
HOLMES	48	272.40	223	1,265.50	0.27
SCOTT	45	159.10	462	1,633.30	0.11
LEAKE	44	193.30	307	1,348.70	0.17
LAUDERDALE	42	55.80	492	653.20	0.09
FORREST	37	49.30	315	419.80	0.13
DESOTO	27	14.80	336	184.60	0.09
OKTIBBEHA	27	54.40	89	179.40	0.44

*based on available data as of 6pm CT
 Cases based on test date. Cases without test date excluded due to ongoing investigations.
 Table will be updated weekly.

COVID-19 High Incidence MS Counties Over 1 Week Period (May 4-May 10, 2020*)

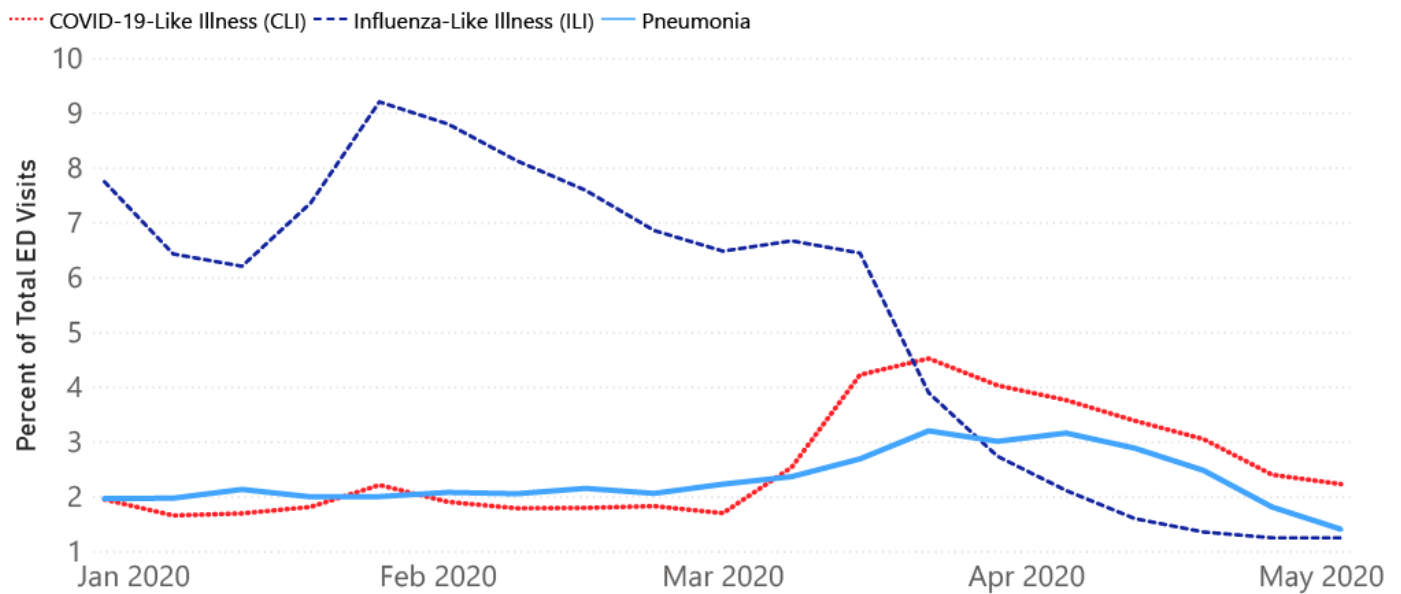
County	Cases (May 4-May 10)	Cases per 100,000 (May 4-May 10)	Cases to Date	Cases per 100,000 Total	Percent Change
ATTALA	52	283.10	196	1,067.20	0.36
HOLMES	48	272.40	223	1,265.50	0.27
NESHOBA	64	219.70	320	1,098.70	0.25
LEAKE	44	193.30	307	1,348.70	0.17
SCOTT	45	159.10	462	1,633.30	0.11
MADISON	149	141.10	466	441.20	0.47
NOXUBEE	13	123.40	105	996.70	0.14
NEWTON	26	121.30	142	662.20	0.22
JASPER	19	115.70	89	541.80	0.27
YALOBUSHA	14	113.00	36	290.50	0.64
CARROLL	10	100.90	103	1,039.20	0.11
MONTGOMERY	9	89.80	69	688.40	0.15

*based on available data as of 6pm CT
 Cases based on test date. Cases without test date excluded due to ongoing investigations.
 Table will be updated weekly.

Syndromic Surveillance

Emergency department visits by those with symptoms characteristic of COVID-19, influenza and pneumonia, updated weekly.

Percentage of Emergency Department visits for CLI, ILI, and Pneumonia Cases Weekly Statewide Summary, December 29, 2019 - May 3, 2020



*The graph represents syndromic surveillance data from emergency department visits, reported electronically by hospitals throughout the state, that are consistent with COVID-19-Like Illness (CLI), Influenza-Like Illness (ILI), and Pneumonia. Based on available data as of 6pm CT. Graph will be updated weekly.

Estimated Recoveries

Presumed COVID-19 cases recovered, estimated weekly (does not include cases still under investigation).

COVID-19 Presumed Recovered Cases through May 3, 2020, Mississippi

6,268
Presumed Recovered*

*Reflects Provisional Estimates. Presumed Recovered if:

- 1) It has been 14 days or more since the case tested positive, if they were not hospitalized
- 2) It has been 21 days or more since the case tested positive, if they were hospitalized or hospitalization was unknown.

All deaths excluded. Presumed recovered counts will be updated weekly.

U.S. and World Cases

- ▶ [COVID-19 cases in the United States \(CDC\)](#)
- ▶ [U.S. COVID-19 Tracker \(CDC\)](#)
- ▶ [COVID-19 Global Case Map \(Johns Hopkins University\)](#)

COVID-19 Testing

Statewide Combined Testing Summary as of May 10

COVID-19 testing providers around the state include commercial laboratories as well as hospital labs. Combined with testing done by the MSDH Public Health Laboratory, the figures provide a complete picture of all Mississippi testing. We will update these figures as data becomes available.

Note: These figures now reflect number of tests performed, rather than number of individuals tested.

Total tests by the MSDH Public Health Laboratory	15,737
Total tests by other providers	80,148
Total tests for COVID-19 statewide	95,885

MSDH Testing Summary as of May 10

MSDH Public Health Laboratory (MPHL) testing totals as of 6 p.m. These totals are for tests performed at the MPHL only.

- Total individuals tested by the MPHL: **14,935**
- Total positive individuals from MPHL tests: **1,911**

Getting Tested for COVID-19

The MSDH Public Health Laboratory, its partners, and private providers are testing statewide for COVID-19.

Anyone with symptoms of fever, severe cough or severe chest pains – especially those who are older or in poor health – should make arrangements for testing with their doctor or one of the many healthcare providers now performing testing. Healthcare providers can assess your health history and symptoms, and perform testing for COVID-19 as needed. MSDH is also helping conduct free drive-up testing sites in many parts of the state. **Always call ahead to the testing provider for instructions on safely being examined before you visit for your test.**

- ▶ [Find a COVID-19 testing provider near you](#)

- ▶ [Video: A tour through COVID-19 testing at the MSDH Public Health Lab](#)

What MSDH Is Doing

The Mississippi State Department of Health is aggressively responding to the rapidly evolving COVID-19 situation. With other state agencies, it has activated emergency operations in order to slow the spread of COVID-19 in Mississippi.

Other steps that MSDH is taking include:

- **Surveillance:** Increasing surveillance (monitoring) activities to identify cases of COVID-19 as quickly as possible and to limit person-to-person transmission.
- **Testing:** Making COVID-19 testing available for healthcare providers through the MSDH Public Health Laboratory.
- **Planning:** Working directly with hospitals and healthcare providers across the state to plan for possible cases of COVID-19, preparing them to identify and safely treat cases.
- **Readiness:** Assessing statewide hospital capacities, ensuring the capacity of the MSDH Public Health Laboratory for COVID-19 testing, and informing all Mississippi healthcare providers about procedures for identifying and testing for coronavirus cases.
- **Information:** Providing guidance to business, education and other entities on how to respond to the possible spread of COVID-19 in the community.

Prevention and Preparation for Individuals and the Community

► [Preventive steps to take, recommendations, guidances and general information on COVID-19](#)

Get health alerts and our free newsletter by e-mail:



Last reviewed on Mar 5,
2020

[error on this](#)[email page](#)[print](#)

Related resources

► [Local COVID-19 Testing Providers](#)

► [COVID-19 Guidance and Prevention for Individuals and the Community](#)

Updated April 23, 2020

More topics

- [Diagnostic Testing EUA](#)
- [Handouts and Posters](#)
- [Healthcare Professionals](#)
- [Interactive Map and Charts](#)
- [Other Languages](#)
- [Prevention and Safety Guidance](#)
- [Testing for COVID-19](#)

COVID-19



Keep your distance

Stay at least six feet apart
from others in large groups.

[MORE PREVENTION TIPS](#)

AGENCY

[About Us](#)

[Administration](#)

[Board of Health](#)

[County Offices](#)

[Institutional Review](#)

[Jobs](#)

[Locations](#)

[Public Health Laboratory](#)

[RFPs/Grants](#)

[More »](#)

[Intranet](#)

[OHIT+ER Service Center](#)

[Webmail](#)

INFORMATION

[Apps](#)

[Calendar of Events](#)

[Contact Us](#)

[Meetings](#)

[Health Resources](#)

[Hotlines](#)

[Locations](#)

[News](#)

[Newsletter](#)

[Phone Numbers](#)

[Español](#)

I NEED A ...

[Birth Certificate](#)

[Certificate of Need](#)

[Children's Health Insurance](#)

[Complaint Form](#)

[Criminal History Check](#)

[Death Certificate](#)

[Divorce Record](#)

[Food Permit](#)

[Immunization Record](#)

[J-1 Visa](#)

[License Verification](#)

[Marriage Record](#)

[Professional License](#)

[Public Records Request](#)
[Wastewater Application](#)

PUBLICATIONS

[Annual Report](#)
[CON Weekly Reports](#)
[Health Facilities Directory](#)
[Mississippi Morbidity Reports](#)
[Public Health Report](#)
[State Health Plan](#)
[Strategic Plan](#)

[More »](#)

Mississippi State Department of Health • 570 East Woodrow Wilson Dr • Jackson, MS 39216 • 866-HLTHY4U • [Contact and information](#)

