



## Coronavirus Disease 2019 (COVID-19)

*Updated May 12, 2020*



The national Centers for Disease Control and Prevention (CDC) and the Mississippi State Department of Health continue to closely monitor the outbreak of respiratory illnesses caused by the novel (new) coronavirus COVID-19, and are working to limit the spread of cases nationally and in Mississippi. MSDH is actively working with doctors and hospitals to quickly identify cases and respond effectively to limit this outbreak.



If you are waiting for test results, it is essential to remain at home. Do not go to work or leave home. Stay in a specific room at home and avoid contact with other family members as much as possible. These steps are important to prevent the possible spread of disease.

► [More important steps for you and your family](#)

## Healthcare Professionals

Guidances and more →

- [MSDH guidances](#)
- [Specimens](#)
- [Lab dropoff](#)
- [CDC guidances](#)
- [MS-HAN Alerts](#)

[ALL HEALTHCARE](#)

## Current Cases and Statistics

County and state data →

- [Total cases and deaths](#)
- [County tables](#)
- [Map and charts](#)
- [Lab testing](#)
- [Recoveries](#)

[ALL STATISTICS](#)

## Prevention, Safety and Testing

Personal and community →

- ▶ [Testing locations](#)
- ▶ [Personal protection](#)
- ▶ [Community prevention](#)
- ▶ [After you get tested](#)
- ▶ [General information](#)

### ALL PREVENTION

Mississippi Coronavirus Hotline (7 days a week, 7 a.m.–11 p.m.): 877-978-6453  
Hard of hearing? Dial 711 for assistance.

Local COVID-19 testing: [Find COVID-19 testing near you »](#)

## COVID-19 in Mississippi

### Total Mississippi Cases and Deaths as of May 11

Daily totals as of 6 p.m. of all reported cases and deaths since March 11, 2020.

- New cases reported today: **234**
- New deaths reported today: **22** \*

Counties reporting deaths today:

County	Deaths reported today
Adams	2
Attala	1
Clarke	1
Forrest	2
Hinds	2
Leflore	2
Madison	1
Pearl River	1
Smith	1
Union	1
Washington	1

\* 7 of today's reported deaths were identified from death certificates between April 25 and May 3. The additional deaths are

reported in the following counties:

County	Deaths
Jackson	2
Jones	1
Kemper	1
Lauderdale	1
Neshoba	1
Oktibbeha	1

About our case counts: We currently update our case totals each morning based on test results from the previous day. Outside laboratories also report positive test results to us, which are included in our totals.

County case numbers and deaths may change as investigation finds new or additional information.

## Cases and Deaths by County

Totals of all reported cases since March 11, including those in long-term care (LTC) facilities.

County	Total Cases	Total Deaths	Total LTC Facility Cases	Total LTC Facility Deaths
Adams	161	15	39	8
Alcorn	11	1	0	0
Amite	38	0	1	0
Attala	205	5	60	5
Benton	14	0	1	0
Bolivar	120	9	16	3
Calhoun	58	4	23	4
Carroll	105	4	45	3
Chickasaw	94	10	25	6
Choctaw	16	2	0	0
Claiborne	41	0	0	0
Clarke	87	9	14	4
Clay	68	3	0	0
Coahoma	72	3	0	0
Copiah	165	1	1	0
Covington	100	1	2	1
Desoto	346	5	1	1
Forrest	331	23	52	12

County	Total Cases	Total Deaths	Total LTC Facility Cases	Total LTC Facility Deaths
Franklin	19	1	1	0
George	15	1	0	0
Greene	6	1	0	0
Grenada	52	2	14	2
Hancock	74	10	6	3
Harrison	201	6	1	1
Hinds	681	17	62	10
Holmes	224	19	41	9
Humphreys	38	4	8	2
Itawamba	70	7	33	6
Jackson	276	13	39	4
Jasper	92	2	0	0
Jefferson	32	0	0	0
Jefferson Davis	58	1	2	0
Jones	260	6	31	1
Kemper	97	7	23	4
Lafayette	101	3	36	0
Lamar	156	4	3	2
Lauderdale	501	45	121	26
Lawrence	70	0	1	0
Leake	318	4	0	0
Lee	81	4	5	0
Leflore	191	20	46	10
Lincoln	189	14	65	10
Lowndes	91	3	7	2
Madison	491	13	58	10
Marion	84	7	14	2
Marshall	58	2	0	0
Monroe	202	21	92	19
Montgomery	69	1	0	0
Neshoba	326	16	32	6
Newton	147	1	1	0
Noxubee	117	2	9	2

County	Total Cases	Total Deaths	Total LTC Facility Cases	Total LTC Facility Deaths
Oktibbeha	91	5	27	3
Panola	45	2	0	0
Pearl River	190	25	42	7
Perry	35	1	0	0
Pike	173	10	14	5
Pontotoc	23	2	3	0
Prentiss	36	2	22	2
Quitman	17	0	0	0
Rankin	256	6	6	0
Scott	475	6	9	1
Sharkey	5	0	0	0
Simpson	63	0	2	0
Smith	105	7	26	4
Stone	23	0	0	0
Sunflower	64	3	0	0
Tallahatchie	13	1	0	0
Tate	54	0	2	0
Tippah	66	11	0	0
Tishomingo	10	0	1	0
Tunica	40	2	12	2
Union	54	4	15	3
Walthall	42	0	0	0
Warren	122	2	12	0
Washington	86	4	4	1
Wayne	29	0	2	0
Webster	22	1	0	0
Wilkinson	78	9	5	2
Winston	67	0	0	0
Yalobusha	36	0	1	0
Yazoo	169	2	3	0
Total	9,908	457	1,239	208

The numbers in this table are provisional. County case numbers and deaths may change as investigation finds new or additional information about residence.

## Long-Term Care Facility Cases and Deaths by Race

Long-term care (LTC) facilities like nursing homes are considered high risk locations because their residents are older or in poor health. Even one case of COVID-19 in these facilities among residents or employees is considered an outbreak. We investigate residents, staff and close contacts of infected individuals for possible exposure. (Long-term care facilities include nursing homes, intermediate care facilities for individuals with intellectual disabilities, personal care homes, assisted living facilities, long-term acute care facilities, and psychiatric or chemical dependency residential treatment centers.)

- ▶ [View a table by county of Mississippi COVID-19 cases in long-term care facilities](#) PDF

## Mississippi Cases and Deaths Tables

- ▶ [Mississippi COVID-19 cases by county, race and ethnicity](#) PDF
- ▶ [Mississippi COVID-19 deaths by county, race and ethnicity](#) PDF
- ▶ [Mississippi counties ranked by weekly cases and incidence](#)

---

## Mississippi COVID-19 Map and Charts

Because of the large number of charts now being prepared daily, updates to this area can be expected during the afternoon each day.

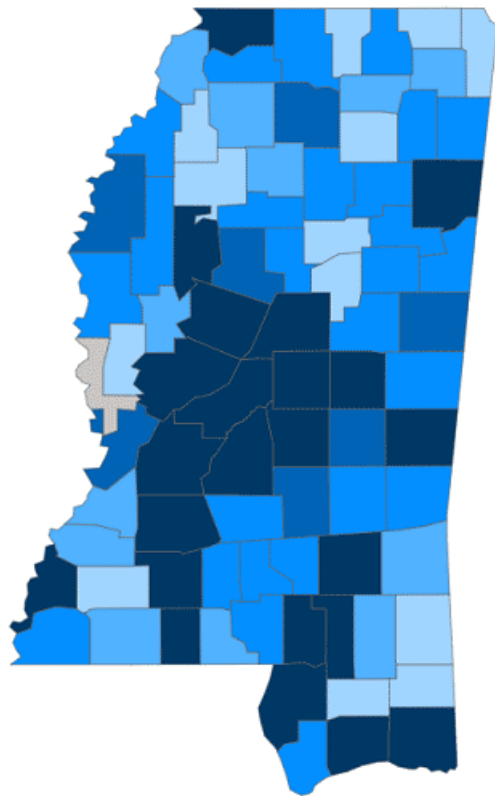
### Data Overviews as of May 10

Our state case map and other data charts are also available in interactive form.

- ▶ [View interactive map](#)
- ▶ [View interactive epidemiological trend and syndromic surveillance](#)
- ▶ [View interactive hospitalization chart](#)

The charts below are based on available data at the time of publication. Charts do not include cases where insufficient details of the case are known.

Mississippi COVID-19  
Cases and Deaths by Race with Ethnicity  
as of 6 pm CT, May 10, 2020



● 1 to 25 ● 26 to 50 ● 51 to 100 ● 101 to 150 ● >150

Total Cases

9,674

	American Indian or Alaska Native	Asian	Black	White	Other	Unknown
Non Hispanic	73	26	4608	2640	183	17
Hispanic	3	0	14	117	368	11
Unknown Ethnicity	183	7	478	382	142	422

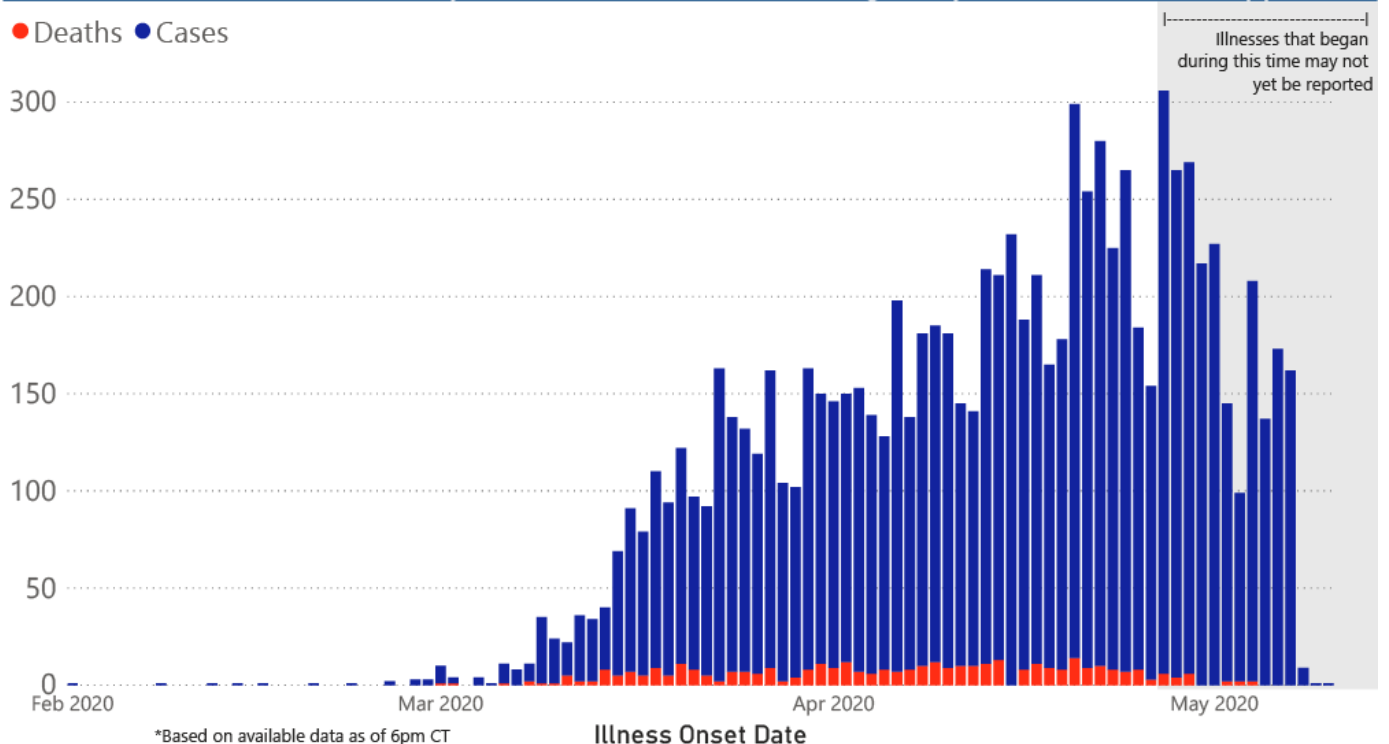
Total Deaths

435

	American Indian or Alaska Native	Asian	Black	White	Other	Unknown
Non Hispanic	10	0	230	176	1	0
Hispanic	0	0	1	2	2	0
Unknown Ethnicity	2	0	3	8	0	0

COVID-19 Cases and Deaths by Date of Illness Onset through May 10, 2020\*, Mississippi

● Deaths ● Cases

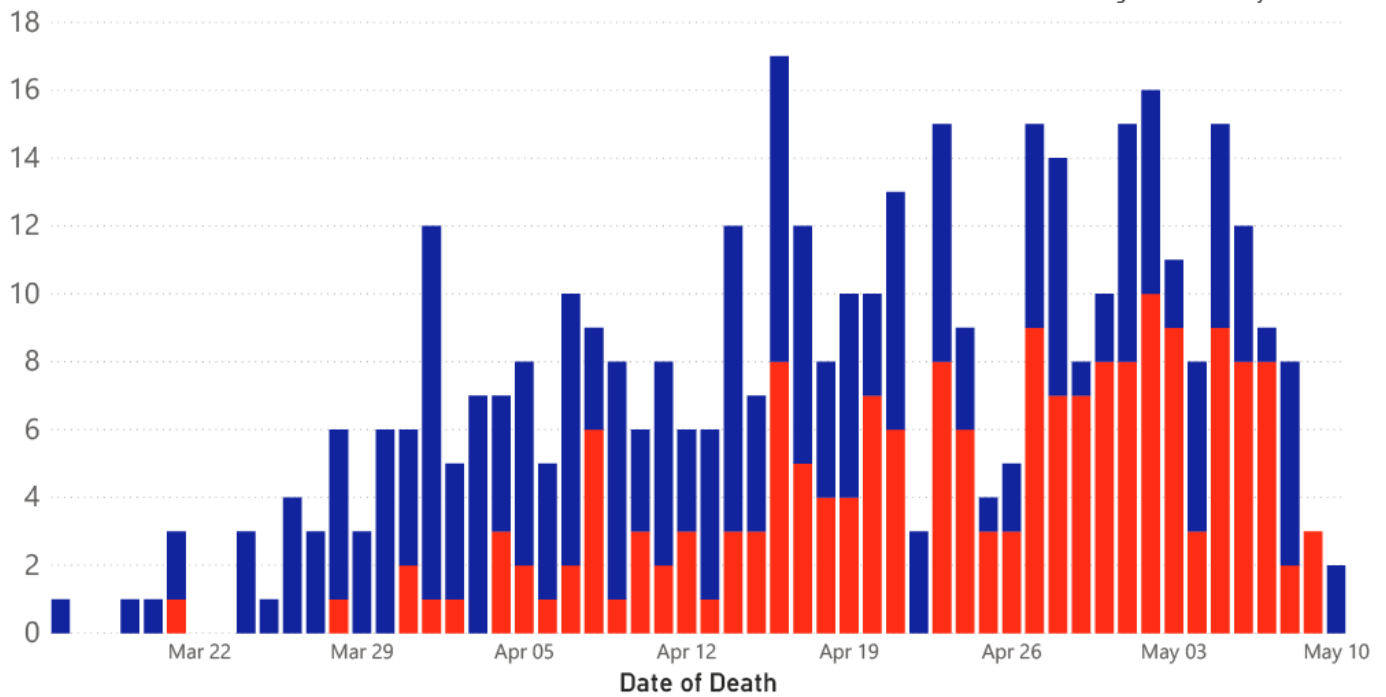


Note: Values up to two weeks in the past on the Date of Illness Onset chart above can change as we update it with new information from disease investigation.

## COVID-19 LTCF and Non-LTCF Deaths by Date of Death through May 10, 2020\*, Mississippi

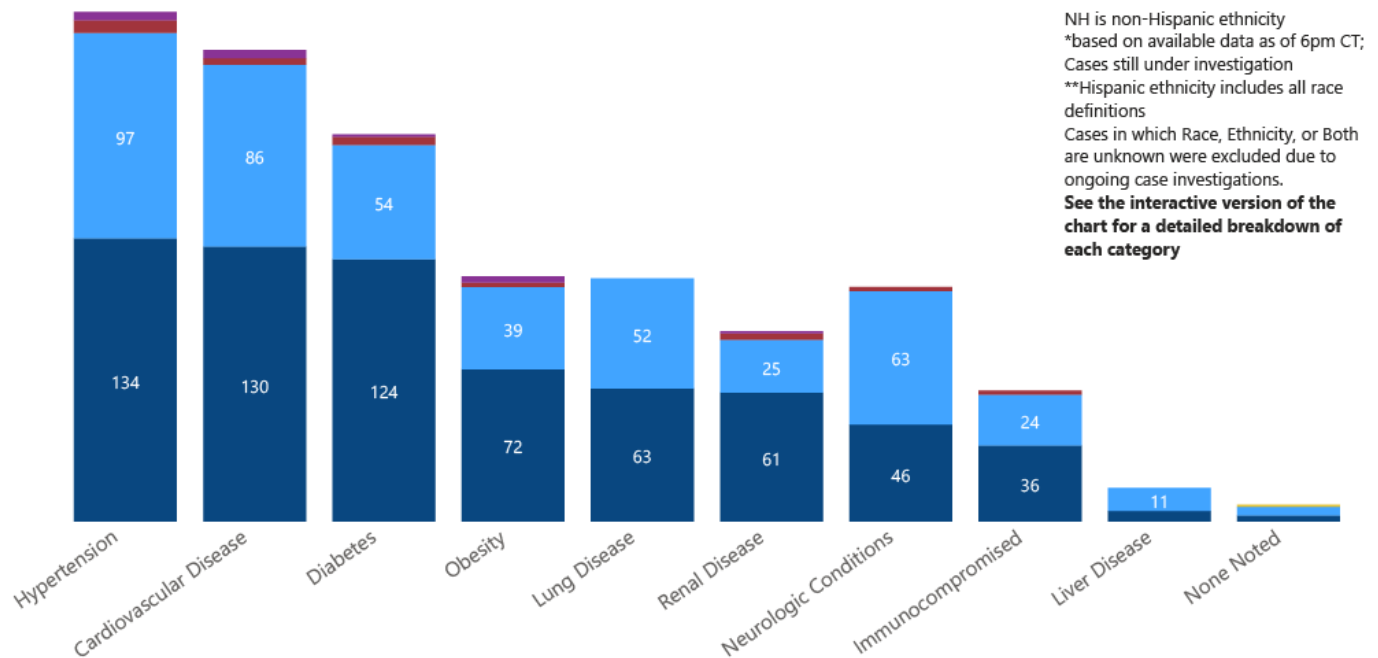
● Resident of LTCF Deaths ● Non-Resident of LTCF Deaths

\*based on available data as of 6pm CT  
LTCF is Long Term Care Facility



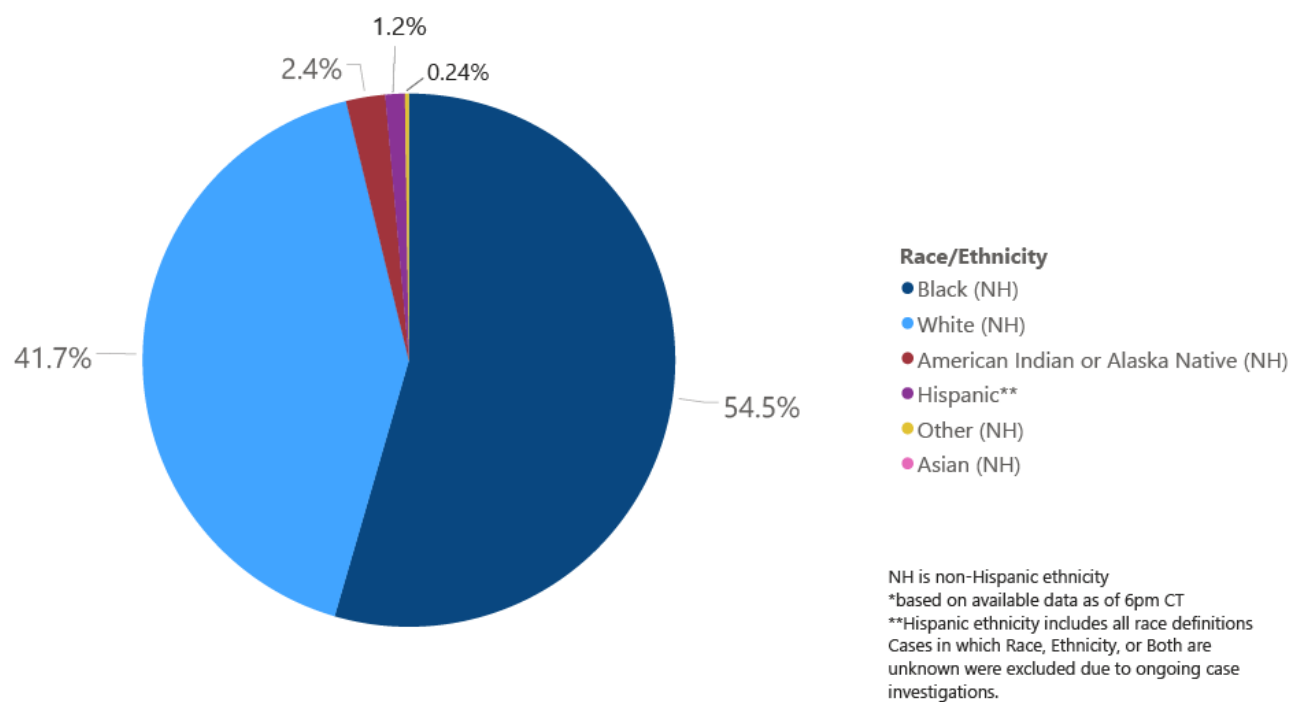
## COVID-19 Underlying Conditions in Deaths by Race/Ethnicity through May 10, 2020\*, Mississippi

Race/Ethnicity ● Black (NH) ● White (NH) ● American Indian or Alaska Native (NH) ● Hispanic\*\* ● Other (NH) ● Asian (NH)

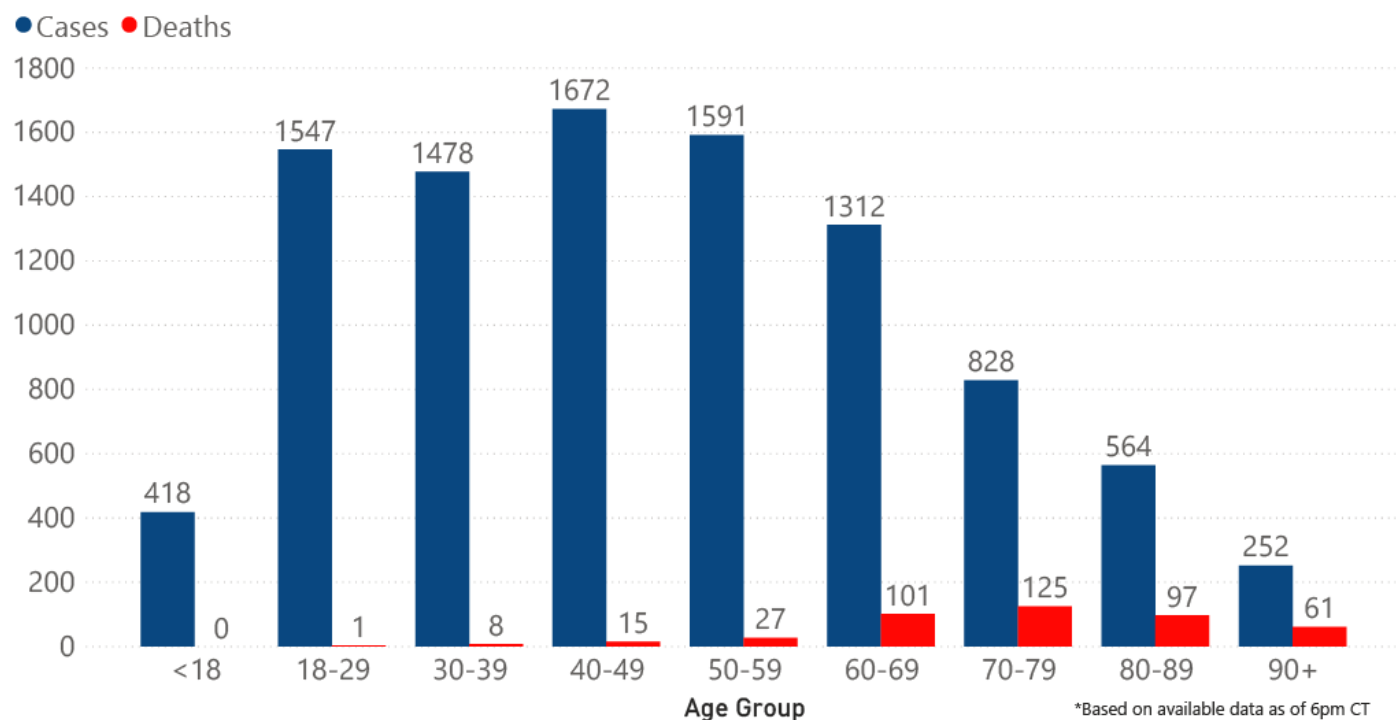




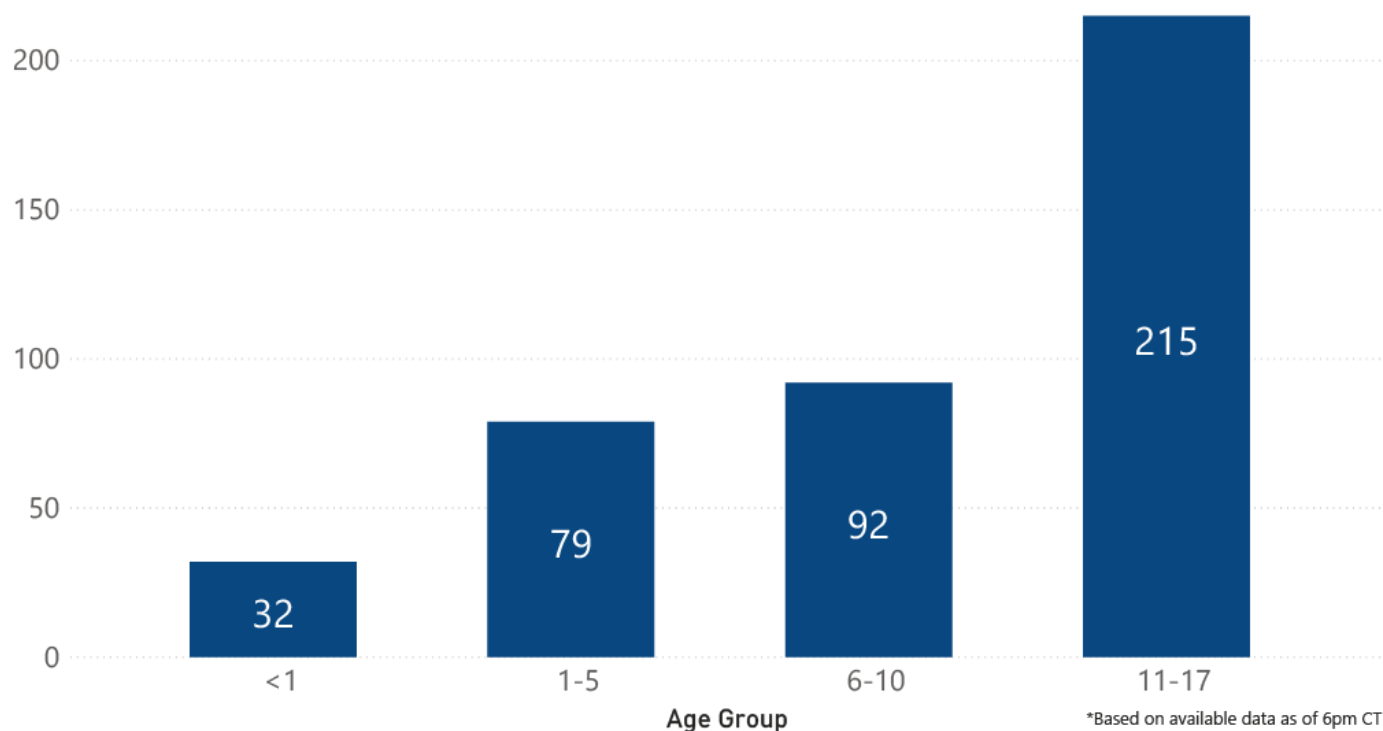
## COVID-19 Deaths by Race/Ethnicity through May 10, 2020\*, Mississippi



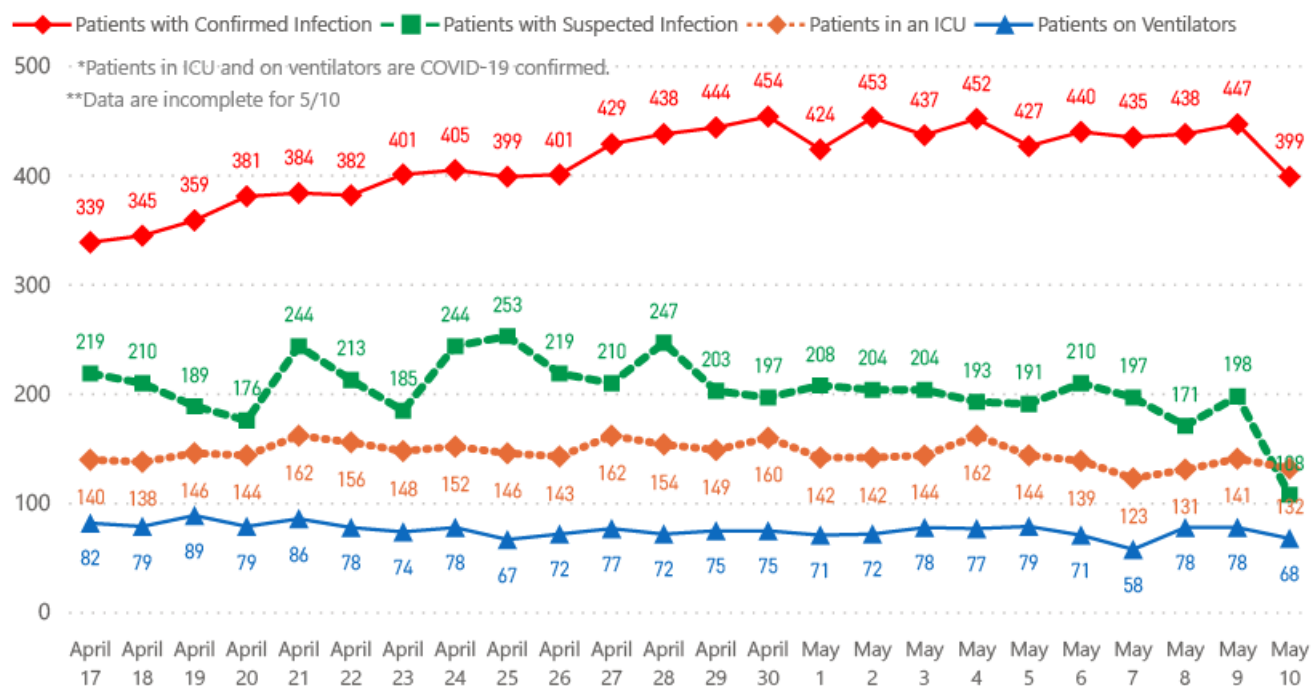
## COVID-19 Cases and Deaths by Age Group through May 10, 2020\*, Mississippi



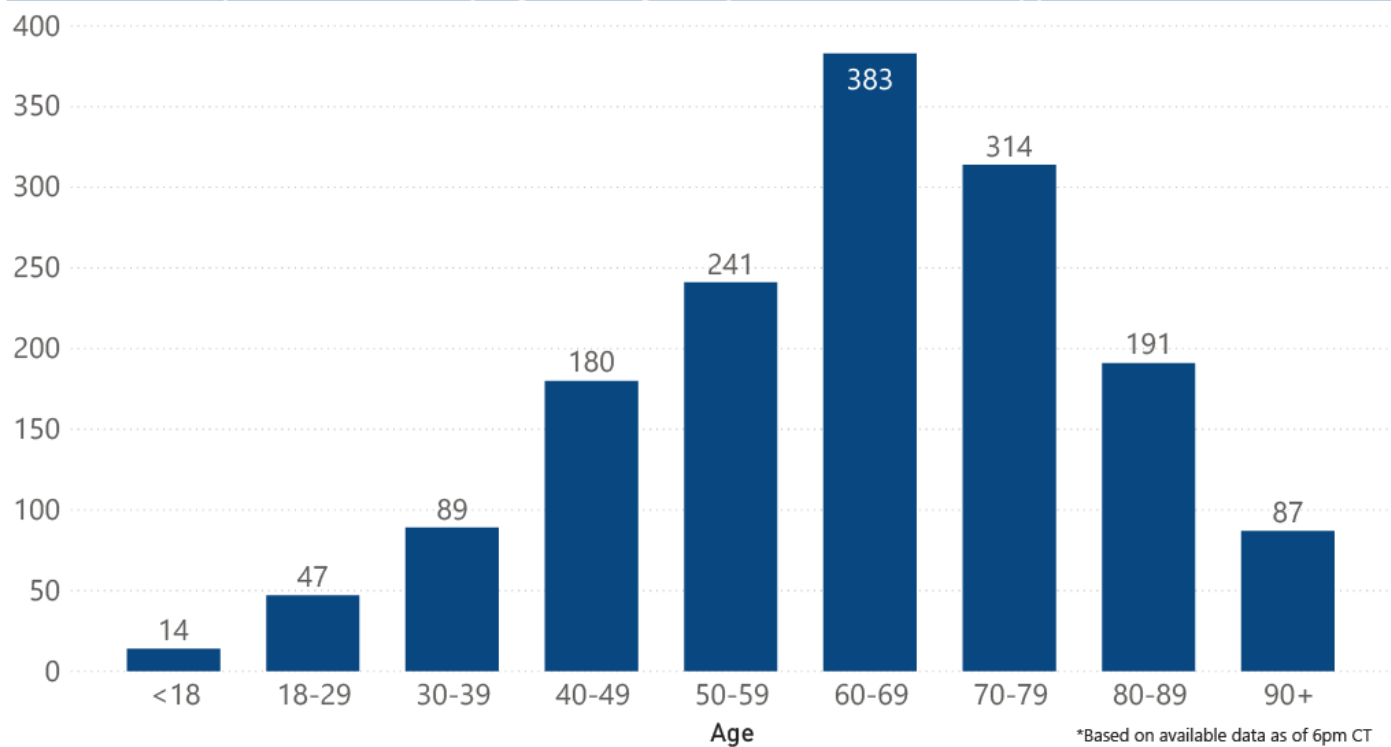
## COVID-19 Pediatric Cases by Age Group through May 10, 2020\*, Mississippi



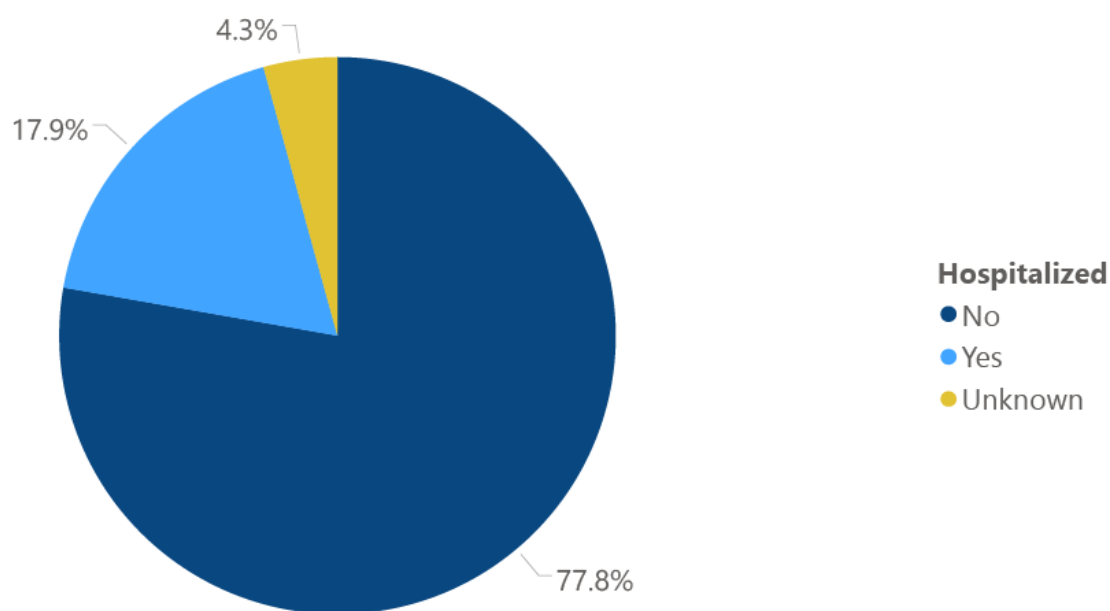
## COVID-19 Hospitalizations Reported by Mississippi Hospitals\*,\*\*



## COVID-19 Hospitalized Cases by Age through May 10, 2020\*, Mississippi



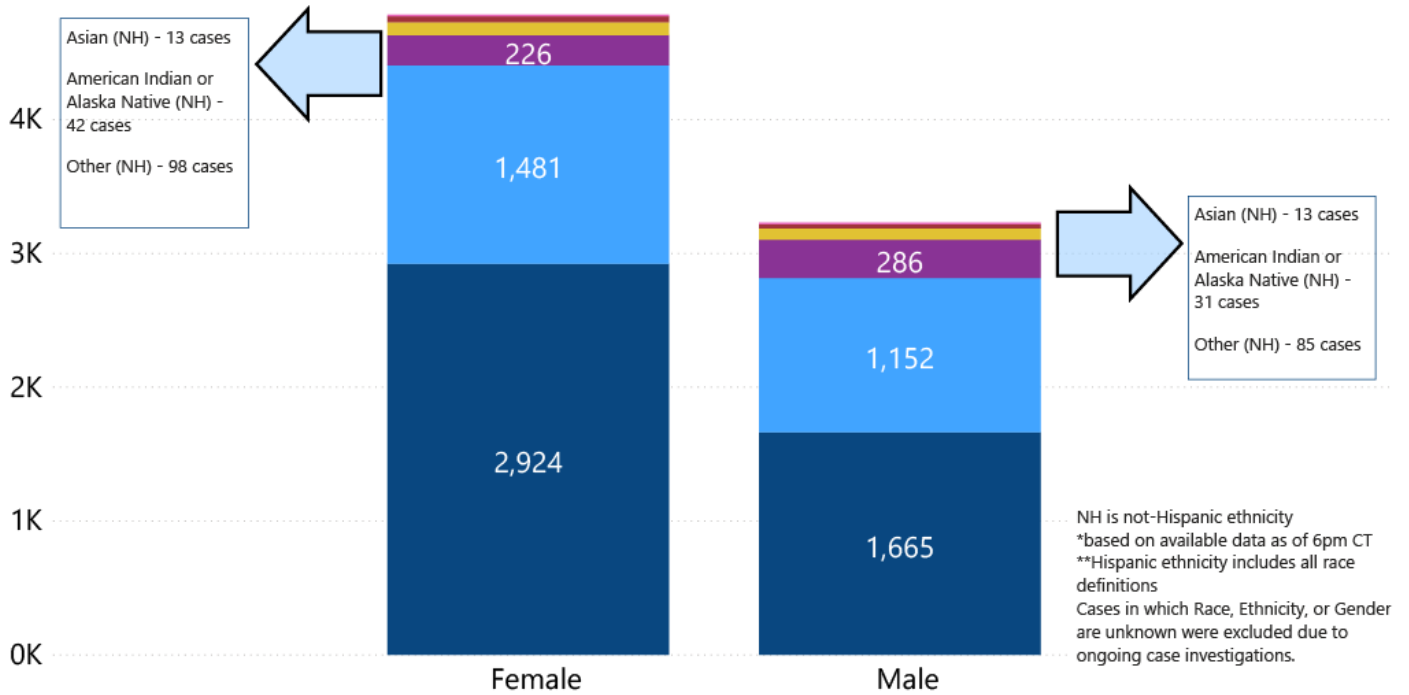
## COVID-19 Cumulative Hospitalizations-Investigated Cases May 10, 2020 \*



\* N=8613, 1061 cases excluded due to ongoing investigations, based on available data as of 6 pm CT

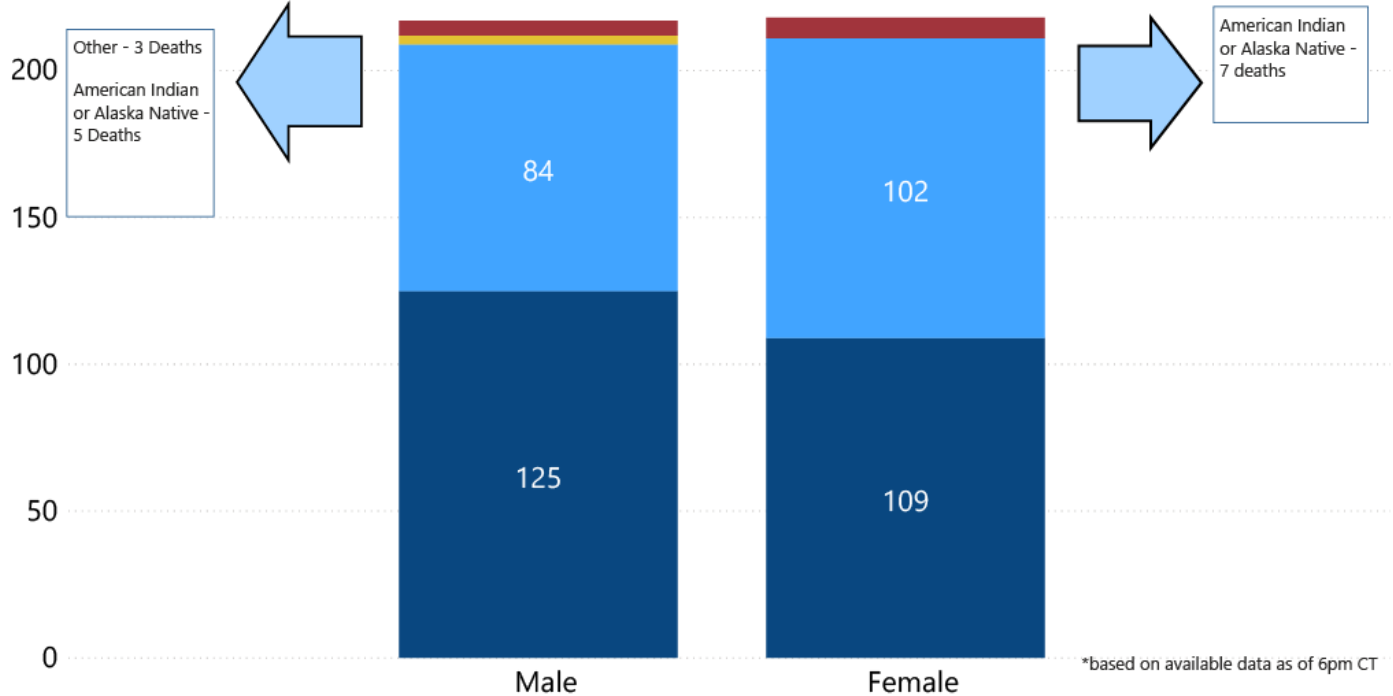
## COVID-19 Cases by Race/Ethnicity and Gender through May 10, 2020\*, Mississippi

**Race/Ethnicity** ● Black (NH) ● White (NH) ● Hispanic\*\* ● Other (NH) ● American Indian or Alaska Native (NH) ● Asian (NH)

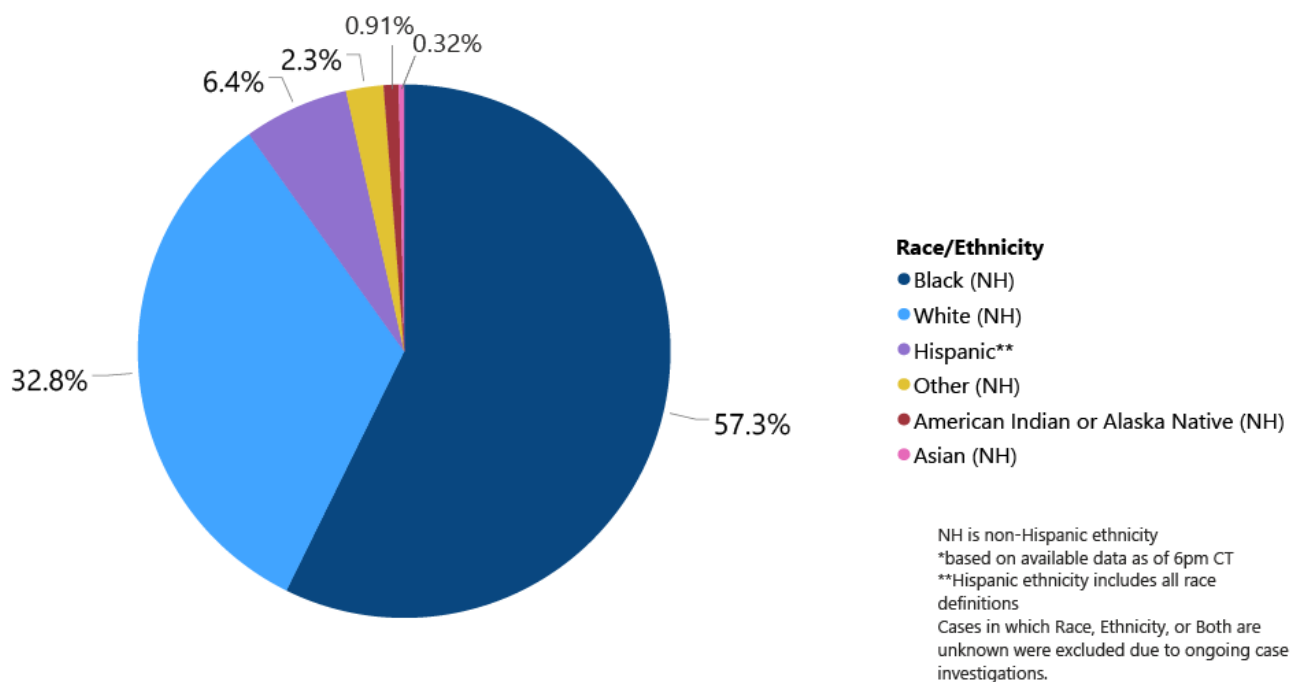


## COVID-19 Deaths by Race and Gender through May 10, 2020\*, Mississippi

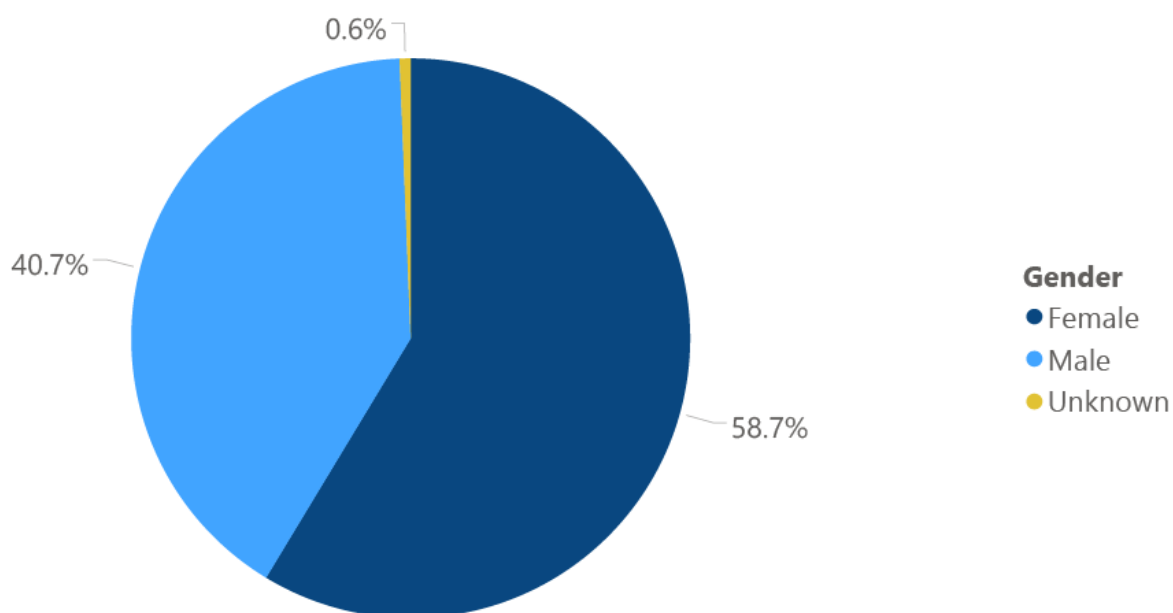
**Race** ● Black ● White ● Other ● American Indian or Alaska Native ● Asian



## COVID-19 Cases by Race/Ethnicity through May 10, 2020\*, Mississippi



## COVID-19 Cases by Gender through May 10, 2020\*, Mississippi



\*Based on available data as of 6pm CT

## Weekly High Case and High Incidence Counties

These weekly tables count cases based on the date of testing, not the date the test result was reported, and count only those cases where the date of testing is known.

They rank counties by weekly cases, and by incidence (cases proportional to population). A separate table ranking all counties is also available. All tables updated weekly.

### COVID-19 High Case MS Counties Over 1 Week Period (May 4- May 10, 2020\*)

County	Cases (May 4-May 10)	Cases per 100,000 (May 4-May 10)	Cases to Date	Cases per 100,000 Total	Percent Change
MADISON	149	141.10	466	441.20	0.47
NESHOBA	64	219.70	320	1,098.70	0.25
HINDS	60	25.30	675	284.70	0.10
ATTALA	52	283.10	196	1,067.20	0.36
JONES	50	73.00	249	363.70	0.25
HOLMES	48	272.40	223	1,265.50	0.27
SCOTT	45	159.10	462	1,633.30	0.11
LEAKE	44	193.30	307	1,348.70	0.17
LAUDERDALE	42	55.80	492	653.20	0.09
FORREST	37	49.30	315	419.80	0.13
DESOTO	27	14.80	336	184.60	0.09
OKTIBBEHA	27	54.40	89	179.40	0.44

\*based on available data as of 6pm CT

Cases based on test date. Cases without test date excluded due to ongoing investigations.

Table will be updated weekly.

### COVID-19 High Incidence MS Counties Over 1 Week Period (May 4-May 10, 2020\*)

County	Cases (May 4-May 10)	Cases per 100,000 (May 4-May 10)	Cases to Date	Cases per 100,000 Total	Percent Change
ATTALA	52	283.10	196	1,067.20	0.36
HOLMES	48	272.40	223	1,265.50	0.27
NESHOBA	64	219.70	320	1,098.70	0.25
LEAKE	44	193.30	307	1,348.70	0.17
SCOTT	45	159.10	462	1,633.30	0.11
MADISON	149	141.10	466	441.20	0.47
NOXUBEE	13	123.40	105	996.70	0.14
NEWTON	26	121.30	142	662.20	0.22
JASPER	19	115.70	89	541.80	0.27
YALOBUSHA	14	113.00	36	290.50	0.64
CARROLL	10	100.90	103	1,039.20	0.11
MONTGOMERY	9	89.80	69	688.40	0.15

\*based on available data as of 6pm CT

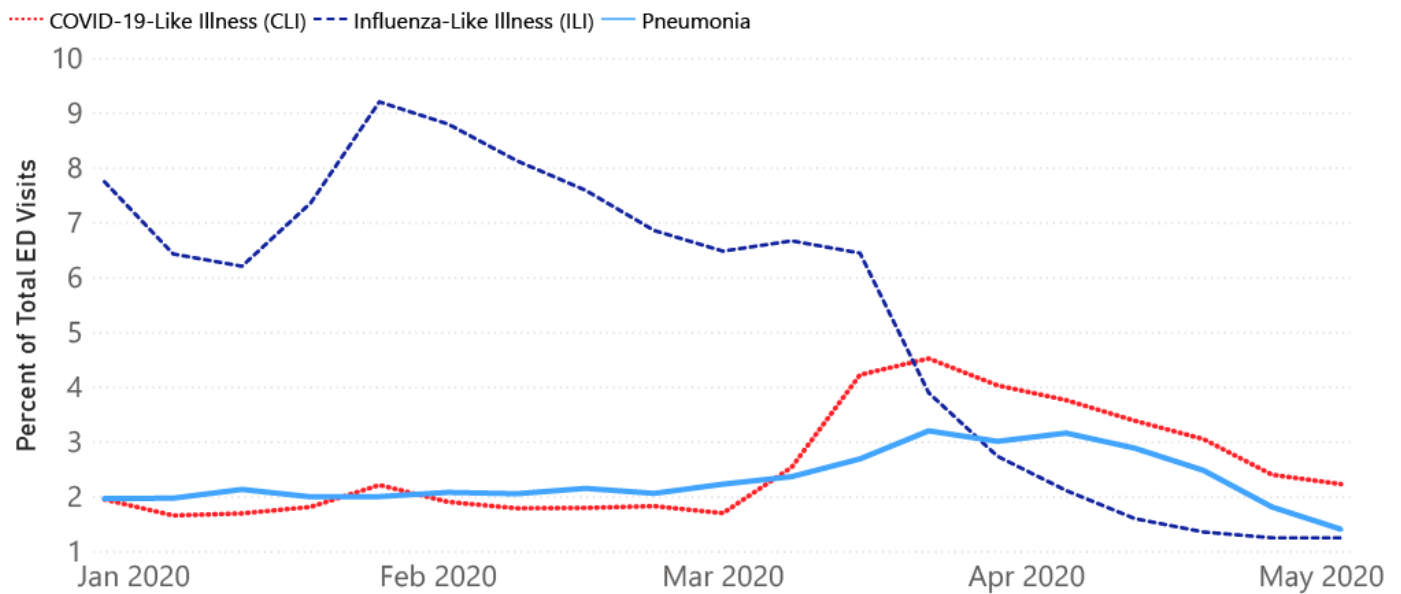
Cases based on test date. Cases without test date excluded due to ongoing investigations.

Table will be updated weekly.

## Syndromic Surveillance

Emergency department visits by those with symptoms characteristic of COVID-19, influenza and pneumonia, updated weekly.

## Percentage of Emergency Department visits for CLI, ILI, and Pneumonia Cases Weekly Statewide Summary, December 29, 2019 - May 3, 2020



\*The graph represents syndromic surveillance data from emergency department visits, reported electronically by hospitals throughout the state, that are consistent with COVID-19-Like Illness (CLI), Influenza-Like Illness (ILI), and Pneumonia. Based on available data as of 6pm CT. Graph will be updated weekly.

## Estimated Recoveries

Presumed COVID-19 cases recovered, estimated weekly (does not include cases still under investigation).

### COVID-19 Presumed Recovered Cases through May 3, 2020, Mississippi

**6,268**  
Presumed Recovered\*

\*Reflects Provisional Estimates. Presumed Recovered if:

- 1) It has been 14 days or more since the case tested positive, if they were not hospitalized
- 2) It has been 21 days or more since the case tested positive, if they were hospitalized or hospitalization was unknown.

All deaths excluded. Presumed recovered counts will be updated weekly.

## U.S. and World Cases

- ▶ [COVID-19 cases in the United States \(CDC\)](#)
- ▶ [U.S. COVID-19 Tracker \(CDC\)](#)
- ▶ [COVID-19 Global Case Map \(Johns Hopkins University\)](#)

---

## COVID-19 Testing

### Statewide Combined Testing Summary as of May 11

COVID-19 testing providers around the state include commercial laboratories as well as hospital labs. Combined with testing done by the MSDH Public Health Laboratory, the figures provide a complete picture of all Mississippi testing. We will update these figures as data becomes available.

*Note:* These figures now reflect number of tests performed, rather than number of individuals tested.

Total tests by the MSDH Public Health Laboratory	15,737
Total tests by other providers	80,689
Total tests for COVID-19 statewide	96,426

### MSDH Testing Summary as of May 10

MSDH Public Health Laboratory (MPHL) testing totals as of 6 p.m. These totals are for tests performed at the MPHL only.

- Total individuals tested by the MPHL: 14,935
- Total positive individuals from MPHL tests: 1,911

### Getting Tested for COVID-19

The MSDH Public Health Laboratory, its partners, and private providers are testing statewide for COVID-19.

Anyone with symptoms of fever, severe cough or severe chest pains – especially those who are older or in poor health – should make arrangements for testing with their doctor or one of the many healthcare providers now performing testing. Healthcare providers can assess your health history and symptoms, and perform testing for COVID-19 as needed. MSDH is also helping conduct free drive-up testing sites in many parts of the state. Always call ahead to the testing provider for instructions on safely being examined before you visit for your test.

- ▶ [Find a COVID-19 testing provider near you](#)

- ▶ [Video: A tour through COVID-19 testing at the MSDH Public Health Lab](#)

---

## What MSDH Is Doing



The Mississippi State Department of Health is aggressively responding to the rapidly evolving COVID-19 situation. With other state agencies, it has activated emergency operations in order to slow the spread of COVID-19 in Mississippi.

Other steps that MSDH is taking include:

- Surveillance: Increasing surveillance (monitoring) activities to identify cases of COVID-19 as quickly as possible and to limit person-to-person transmission.
- Testing: Making COVID-19 testing available for healthcare providers through the MSDH Public Health Laboratory.
- Planning: Working directly with hospitals and healthcare providers across the state to plan for possible cases of COVID-19, preparing them to identify and safely treat cases.
- Readiness: Assessing statewide hospital capacities, ensuring the capacity of the MSDH Public Health Laboratory for COVID-19 testing, and informing all Mississippi healthcare providers about procedures for identifying and testing for coronavirus cases.
- Information: Providing guidance to business, education and other entities on how to respond to the possible spread of COVID-19 in the community.

---

## Prevention and Preparation for Individuals and the Community

► [Preventive steps to take, recommendations, guidances and general information on COVID-19](#)

Our free newsletter includes monthly disease updates:



Last reviewed on Mar 5,

2020

[error on this](#)

[email page](#)

[print](#)

### *Related resources*

► [Local COVID-19 Testing Providers](#)

► [COVID-19 Guidance and Prevention for Individuals and the Community](#)

Updated April 23, 2020

### *More topics*

► [\[ Espanol, Tieng Viet, ASL \]](#)

► [Diagnostic Testing EUA](#)

► [Handouts and Posters](#)

► [Healthcare Professionals](#)

► [Interactive Map and Charts](#)

► [Prevention and Safety Guidance](#)

► [Testing for COVID-19](#)



## AGENCY

---

[About Us](#)

[Administration](#)

[Board of Health](#)

[County Offices](#)

[Institutional Review](#)

[Jobs](#)

[Locations](#)

[Public Health Laboratory](#)

[RFPs/Grants](#)

[More »](#)

---

[Intranet](#)

[OHIT+ER Service Center](#)

[Webmail](#)

## INFORMATION

---

[Apps](#)

[Calendar of Events](#)

[Contact Us](#)

[Meetings](#)

[Health Resources](#)

[Hotlines](#)

[Locations](#)

[News](#)

[Newsletter](#)

[Phone Numbers](#)

[Español](#)

## I NEED A ...

---

[Birth Certificate](#)

[Certificate of Need](#)

[Children's Health Insurance](#)

[Complaint Form](#)

[Criminal History Check](#)

[Death Certificate](#)

[Divorce Record](#)

[Food Permit](#)

[Immunization Record](#)

[J-1 Visa](#)

[License Verification](#)

[Marriage Record](#)

[Professional License](#)

[Public Records Request](#)  
[Wastewater Application](#)

#### **PUBLICATIONS**

---

[Annual Report](#)  
[CON Weekly Reports](#)  
[Health Facilities Directory](#)  
[Mississippi Morbidity Reports](#)  
[Public Health Report](#)  
[State Health Plan](#)  
[Strategic Plan](#)

[More »](#)

Mississippi State Department of Health • 570 East Woodrow Wilson Dr • Jackson, MS 39216 • 866-HLTHY4U • [Contact and information](#)

