



Coronavirus Disease 2019 (COVID-19)

Updated May 17, 2020



The national Centers for Disease Control and Prevention (CDC) and the Mississippi State Department of Health continue to closely monitor the outbreak of respiratory illnesses caused by the novel (new) coronavirus COVID-19, and are working to limit the spread of cases nationally and in Mississippi. MSDH is actively working with doctors and hospitals to quickly identify cases and respond effectively to limit this outbreak.



If you are waiting for test results, it is essential to remain at home. Do not go to work or leave home. Stay in a specific room at home and avoid contact with other family members as much as possible. These steps are important to prevent the possible spread of disease.

► [More important steps for you and your family](#)

Healthcare Professionals

Guidances and more →

- [MSDH guidances](#)
- [Specimens](#)
- [Lab dropoff](#)
- [CDC guidances](#)
- [MS-HAN Alerts](#)

[ALL HEALTHCARE](#)

Current Cases and Statistics

County and state data →

- [Total cases and deaths](#)
- [County tables](#)
- [Map and charts](#)
- [Lab testing](#)
- [Recoveries](#)

[ALL STATISTICS](#)

Prevention, Safety and Testing

Personal and community →

- ▶ [Testing locations](#)
- ▶ [Personal protection](#)
- ▶ [Community prevention](#)
- ▶ [After you get tested](#)
- ▶ [General information](#)

ALL PREVENTION

Mississippi Coronavirus Hotline (7 days a week, 7 a.m.–11 p.m.): **877-978-6453**
Hard of hearing? Dial 711 for assistance.

Local COVID-19 testing: [Find COVID-19 testing near you »](#)

COVID-19 in Mississippi

New Cases and Deaths as of May 16

NEW CASES

173

New COVID-19 positive tests reported to MSDH as of 6 p.m. yesterday

NEW DEATHS

11

New COVID-19 related deaths reported to MSDH as of 6 p.m. yesterday

Carroll	1
Forrest	1
Jones	1
Kemper	1
Lauderdale	1
Lowndes	1

Marion	1
Neshoba	2
Noxubee	1
Scott	1

LTC OUTBREAKS

101

Current outbreaks in long-term care facilities. (One or more cases among staff or residents counts as an outbreak.)

About our case counts: We currently update our case totals each morning based on test results from the previous day. Outside laboratories also report positive test results to us, which are included in our totals.

County case numbers and deaths may change as investigation finds new or additional information.

Cases and Deaths by County

Totals of all reported cases since March 11, including those in long-term care (LTC) facilities.

County	Total Cases	Total Deaths	Total LTC Facility Cases	Total LTC Facility Deaths
Adams	172	15	39	8
Alcorn	12	1	0	0
Amite	46	0	6	0
Attala	249	7	64	7
Benton	13	0	1	0
Bolivar	129	10	16	4
Calhoun	58	4	23	4
Carroll	110	7	45	6
Chickasaw	115	12	32	8
Choctaw	22	2	0	0
Claiborne	49	0	1	0
Clarke	101	12	14	5
Clay	79	3	0	0
Coahoma	76	3	0	0
Copiah	201	2	0	0
Covington	105	0	1	0

County	Total Cases	Total Deaths	Total LTC Facility Cases	Total LTC Facility Deaths
Desoto	386	5	12	1
Forrest	431	27	69	15
Franklin	21	1	1	0
George	17	1	0	0
Greene	7	1	0	0
Grenada	59	2	14	2
Hancock	80	10	6	3
Harrison	215	6	1	1
Hinds	773	22	73	13
Holmes	293	20	51	9
Humphreys	45	5	12	3
Itawamba	78	7	33	6
Jackson	286	13	39	4
Jasper	111	3	1	0
Jefferson	37	0	0	0
Jefferson Davis	68	2	3	1
Jones	337	9	40	4
Kemper	100	8	24	4
Lafayette	109	3	37	0
Lamar	175	4	3	2
Lauderdale	585	46	156	28
Lawrence	78	0	1	0
Leake	353	6	4	0
Lee	93	4	7	0
Leflore	200	22	51	11
Lincoln	217	18	68	14
Lowndes	122	5	9	3
Madison	533	17	84	11
Marion	89	8	14	2
Marshall	66	3	2	0
Monroe	222	23	92	20
Montgomery	72	1	0	0
Neshoba	405	23	48	13

County	Total Cases	Total Deaths	Total LTC Facility Cases	Total LTC Facility Deaths
Newton	187	2	2	0
Noxubee	134	3	14	3
Oktibbeha	104	6	28	4
Panola	50	2	0	0
Pearl River	195	26	42	8
Perry	36	2	0	0
Pike	176	11	14	6
Pontotoc	25	2	3	0
Prentiss	36	3	22	3
Quitman	21	0	0	0
Rankin	285	6	5	0
Scott	524	7	10	1
Sharkey	6	0	0	0
Simpson	76	0	4	0
Smith	112	7	28	4
Stone	24	0	0	0
Sunflower	68	3	0	0
Tallahatchie	19	1	0	0
Tate	57	0	2	0
Tippah	69	11	0	0
Tishomingo	14	0	1	0
Tunica	44	2	12	2
Union	60	4	18	3
Walthall	46	0	0	0
Warren	133	4	33	2
Washington	115	4	5	1
Wayne	39	0	3	0
Webster	23	1	0	0
Wilkinson	78	9	5	2
Winston	81	0	0	0
Yalobusha	71	0	24	0
Yazoo	188	2	7	0
Total	11,296	521	1,479	251

The numbers in this table are provisional. County case numbers and deaths may change as investigation finds new or

additional information about residence.

Long-Term Care Facility Cases and Deaths by Race

Long-term care (LTC) facilities like nursing homes are considered high risk locations because their residents are older or in poor health. Even one case of COVID-19 in these facilities among residents or employees is considered an outbreak. We investigate residents, staff and close contacts of infected individuals for possible exposure. (Long-term care facilities include nursing homes, intermediate care facilities for individuals with intellectual disabilities, personal care homes, assisted living facilities, long-term acute care facilities, and psychiatric or chemical dependency residential treatment centers.)

- ▶ [View a table by county of Mississippi COVID-19 cases in long-term care facilities](#) PDF

Mississippi Cases and Deaths Tables

- ▶ [Mississippi COVID-19 cases by county, race and ethnicity](#) PDF
- ▶ [Mississippi COVID-19 deaths by county, race and ethnicity](#) PDF
- ▶ [Mississippi counties ranked by weekly cases and incidence](#)

Mississippi COVID-19 Map and Charts

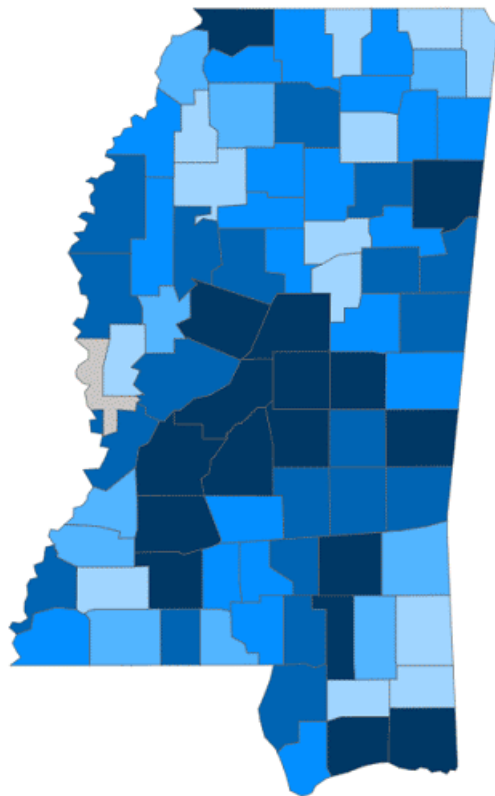
Data Overviews as of May 16

Our state case map and other data charts are also available in interactive form.

- ▶ [View interactive map](#)
- ▶ [View interactive epidemiological trend and syndromic surveillance](#)
- ▶ [View interactive hospitalization chart](#)

The charts below are based on available data at the time of publication. Charts do **not** include cases where insufficient details of the case are known.

Mississippi COVID-19
Cases and Deaths by Race with Ethnicity
as of 6 pm CT, May 16, 2020



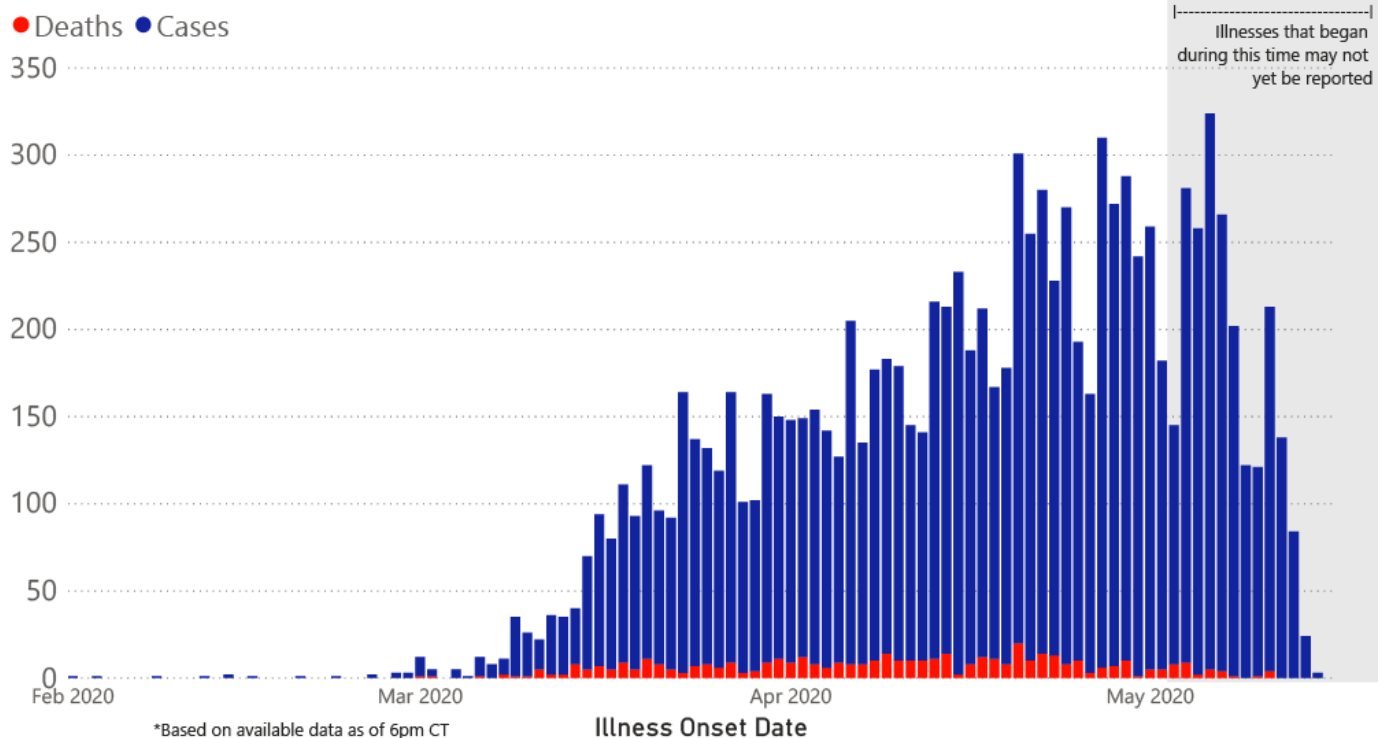
Total Cases
11,296

	American Indian or Alaska Native	Asian	Black	White	Other	Unknown
Non Hispanic	105	35	5588	3099	111	13
Hispanic	4	1	21	142	431	13
Unknown Ethnicity	255	5	506	393	160	414

Total Deaths
521

	American Indian or Alaska Native	Asian	Black	White	Other	Unknown
Non Hispanic	14	0	268	221	0	0
Hispanic	1	0	0	2	3	0
Unknown Ethnicity	1	0	3	7	1	0

COVID-19 Cases and Deaths by Date of Illness Onset through May 16, 2020*, Mississippi

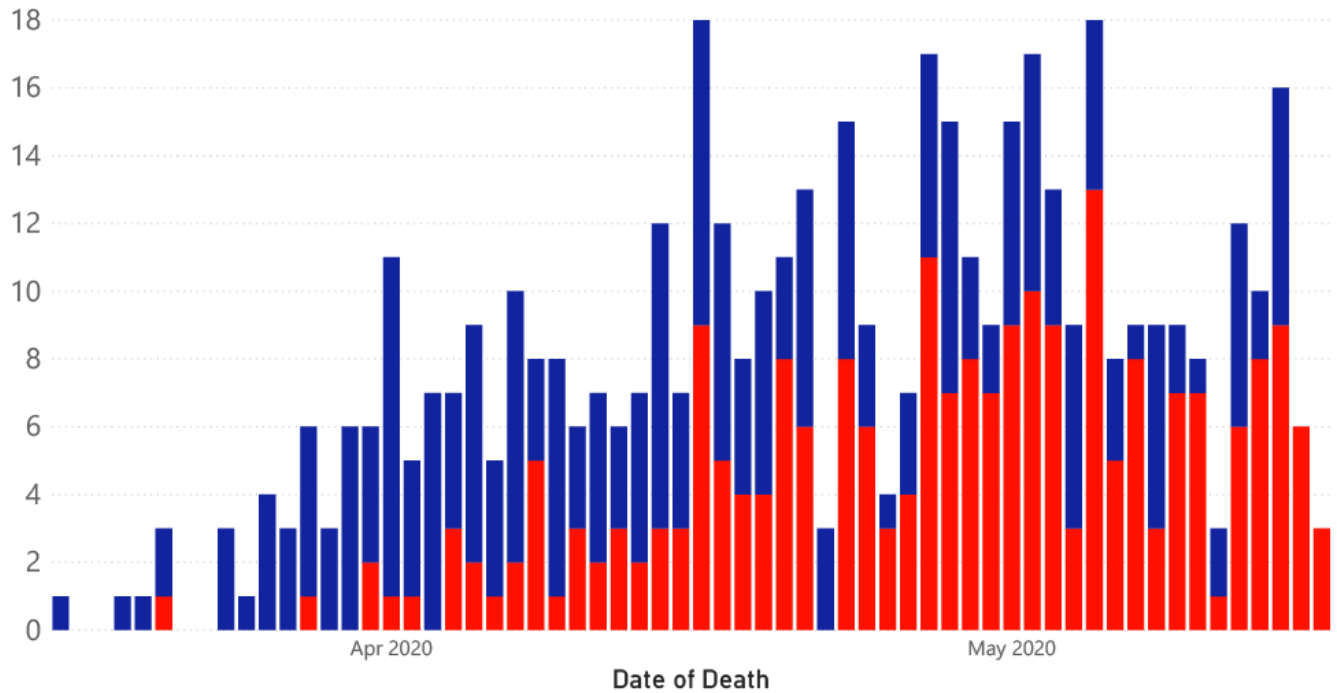


Note: Values up to two weeks in the past on the Date of Illness Onset chart above can change as we update it with new information from disease investigation.

COVID-19 LTCF and Non-LTCF Deaths by Date of Death through May 16, 2020*, Mississippi

● Resident of LTCF Deaths ● Non-Resident of LTCF Deaths

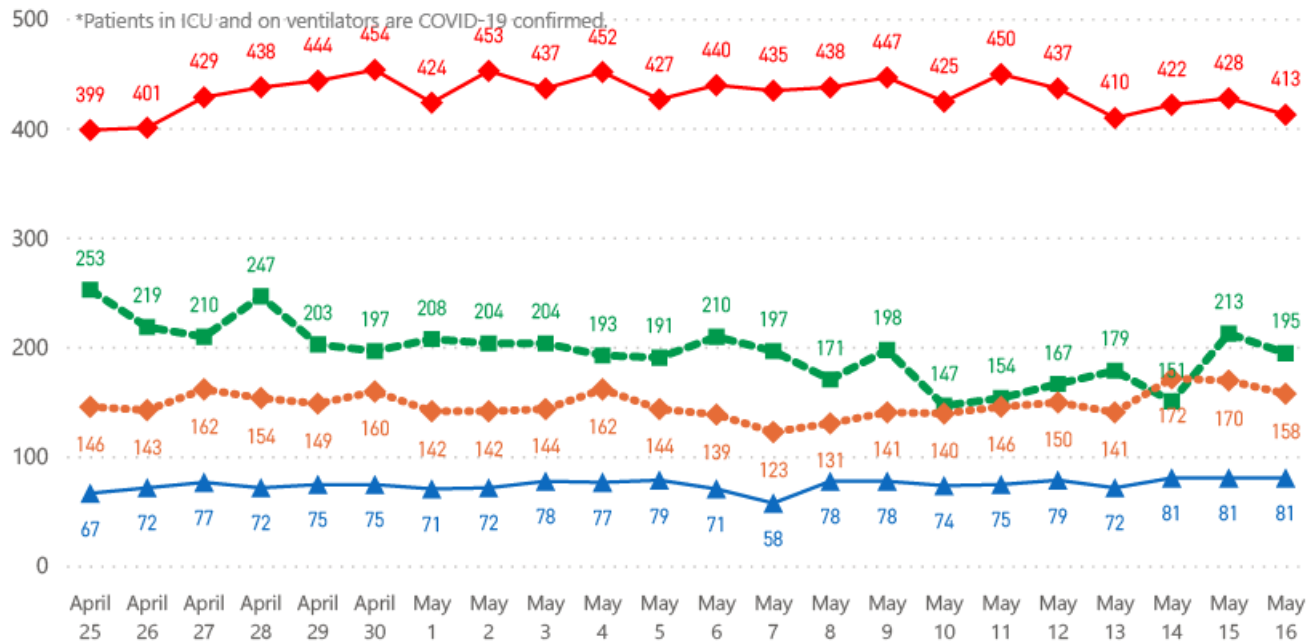
*based on available data as of 6pm CT; LTCF is Long Term Care Facility



COVID-19 Hospitalizations Reported by Mississippi Hospitals*

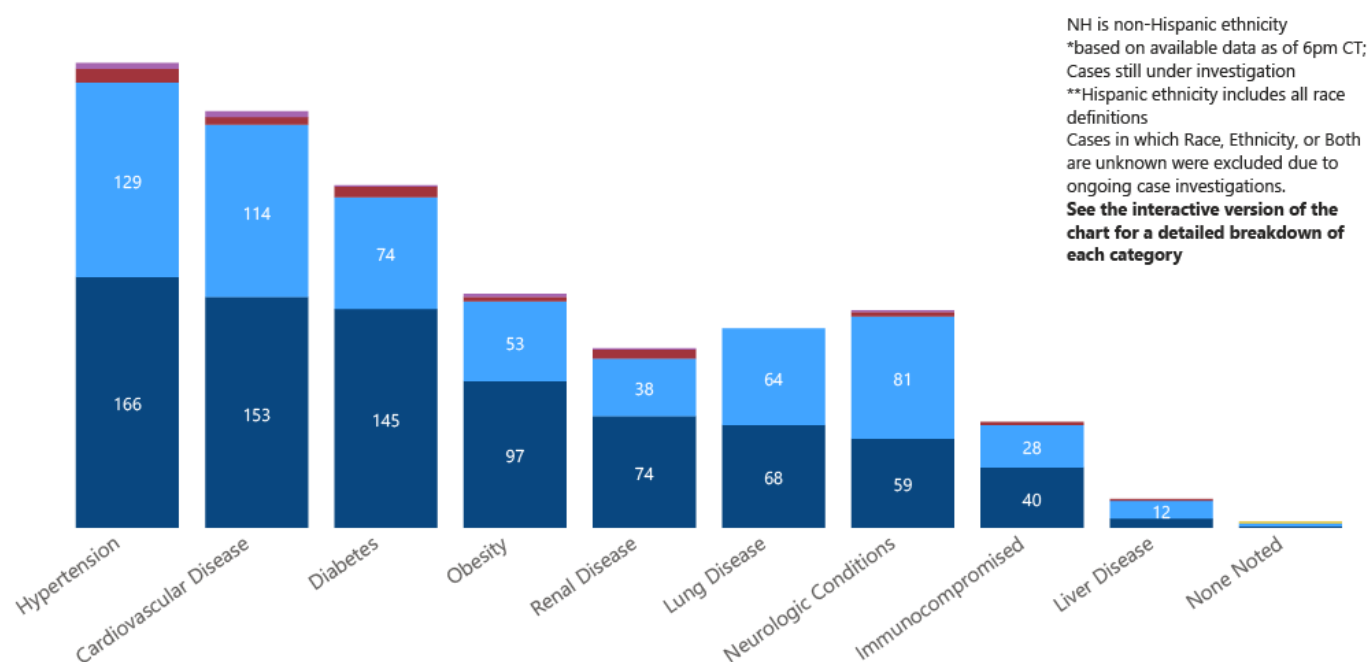
◆ Patients with Confirmed Infection ■ Patients with Suspected Infection ◆ Patients in an ICU ▲ Patients on Ventilators

*Patients in ICU and on ventilators are COVID-19 confirmed

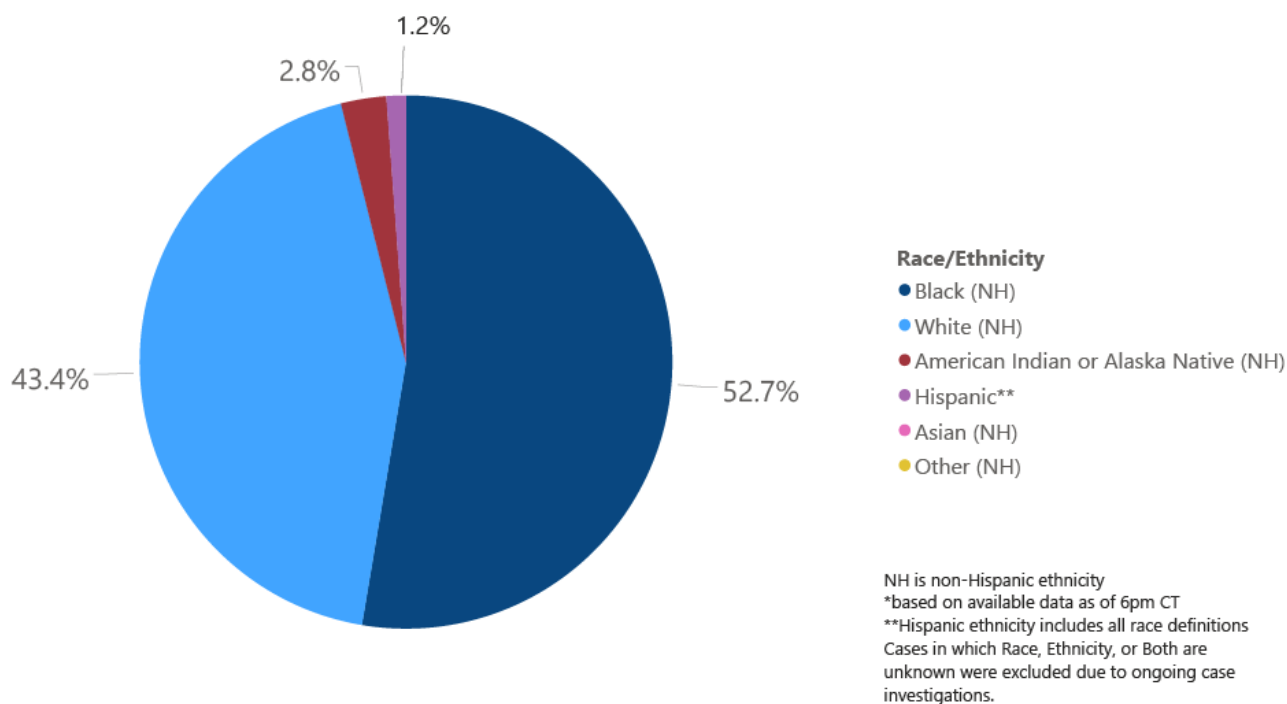


COVID-19 Underlying Conditions in Deaths by Race/Ethnicity through May 16, 2020*, Mississippi

Race/Ethnicity ● Black (NH) ● White (NH) ● American Indian or Alaska Native (NH) ● Hispanic** ● Other (NH) ● Asian (NH)

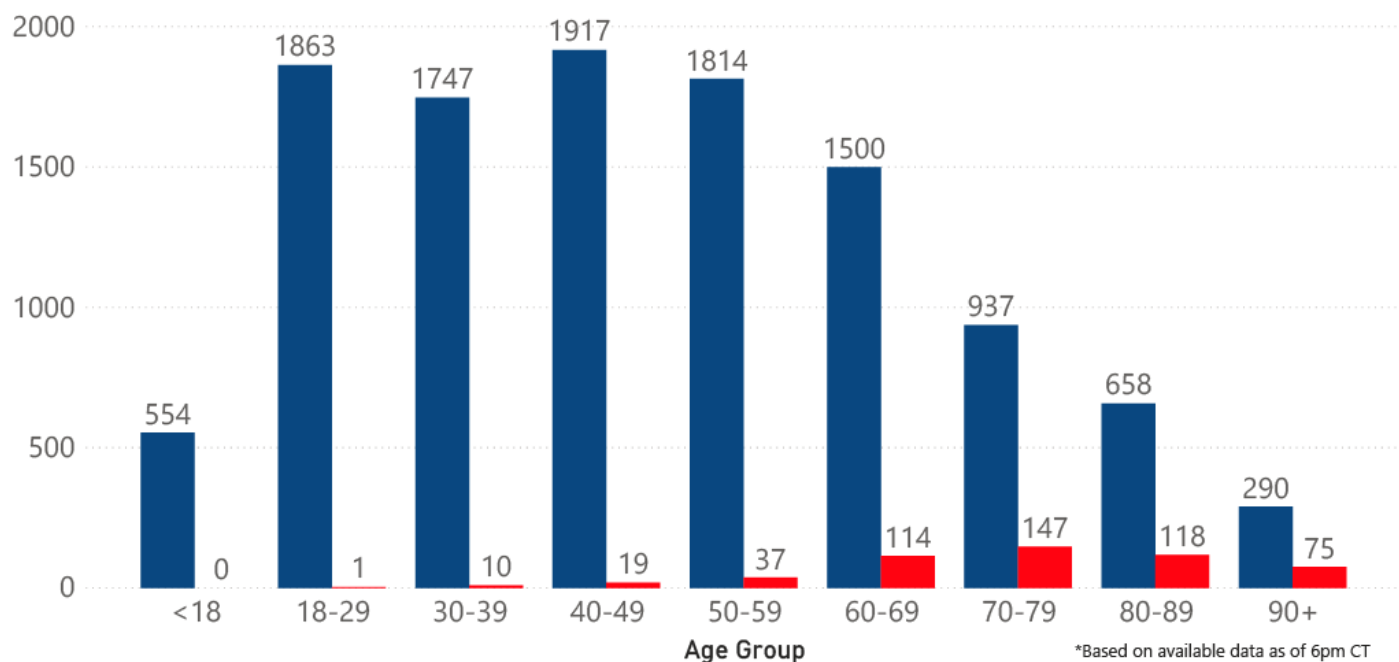


COVID-19 Deaths by Race/Ethnicity through May 16, 2020*, Mississippi

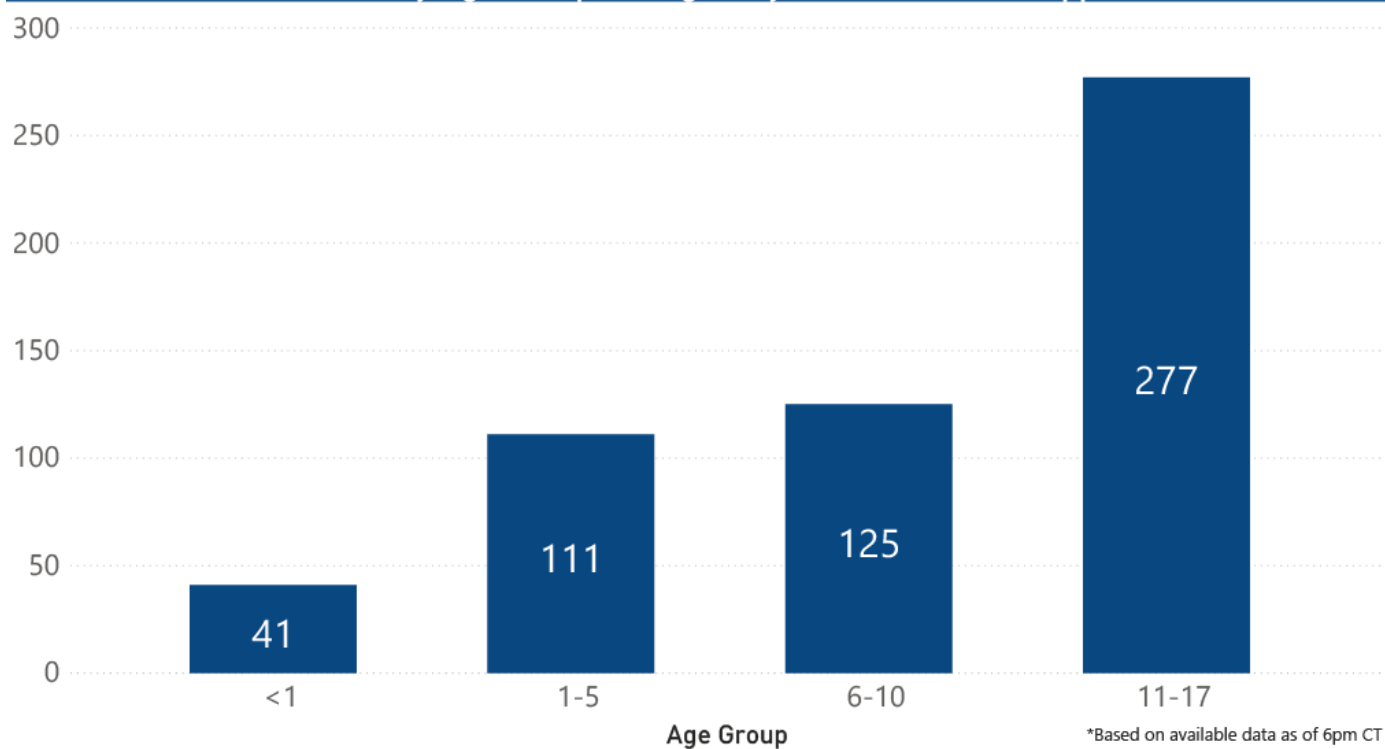


COVID-19 Cases and Deaths by Age Group through May 16, 2020*, Mississippi

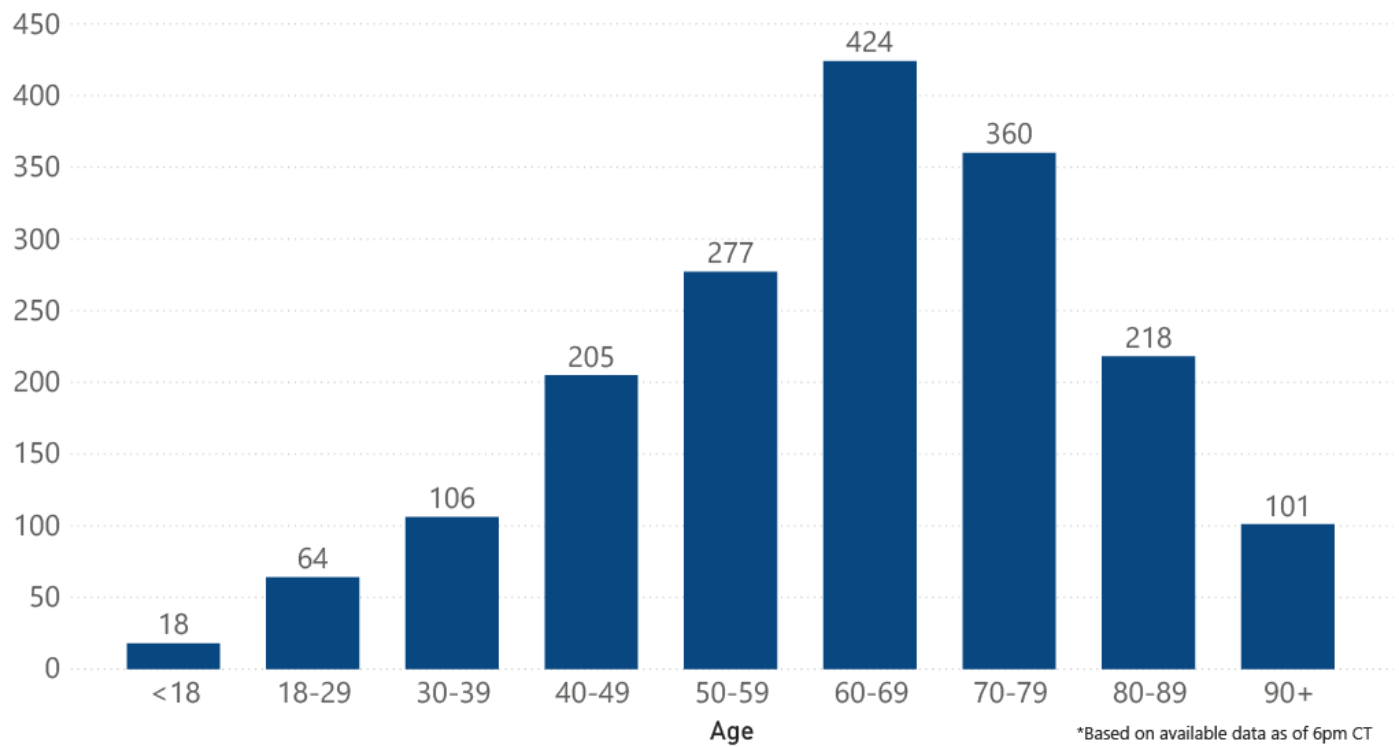
● Cases ● Deaths



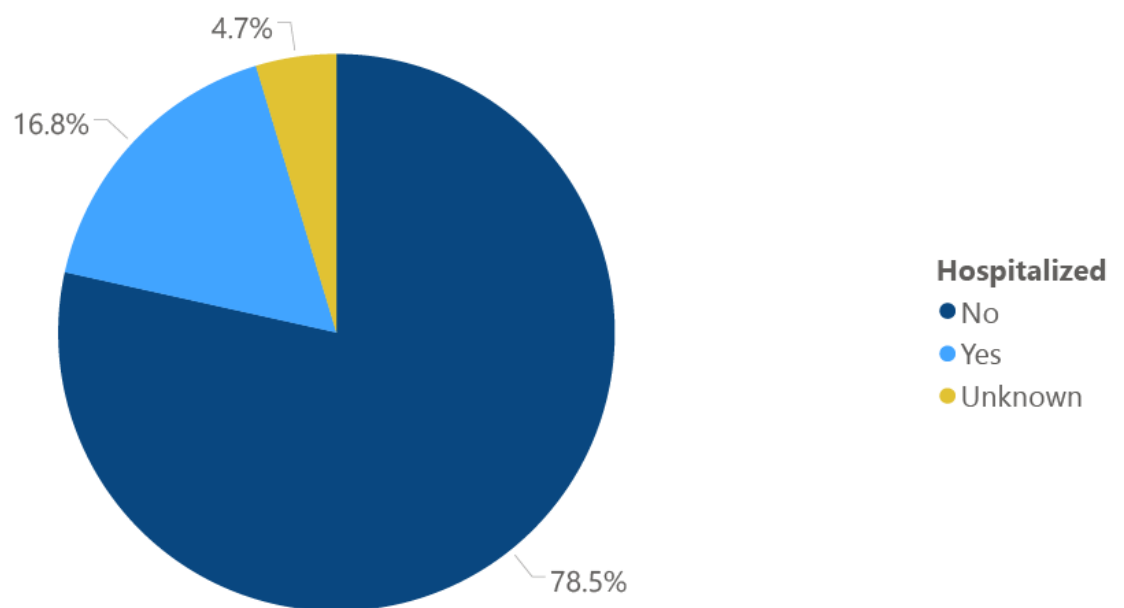
COVID-19 Pediatric Cases by Age Group through May 16, 2020*, Mississippi



COVID-19 Hospitalized Cases by Age through May 16, 2020*, Mississippi



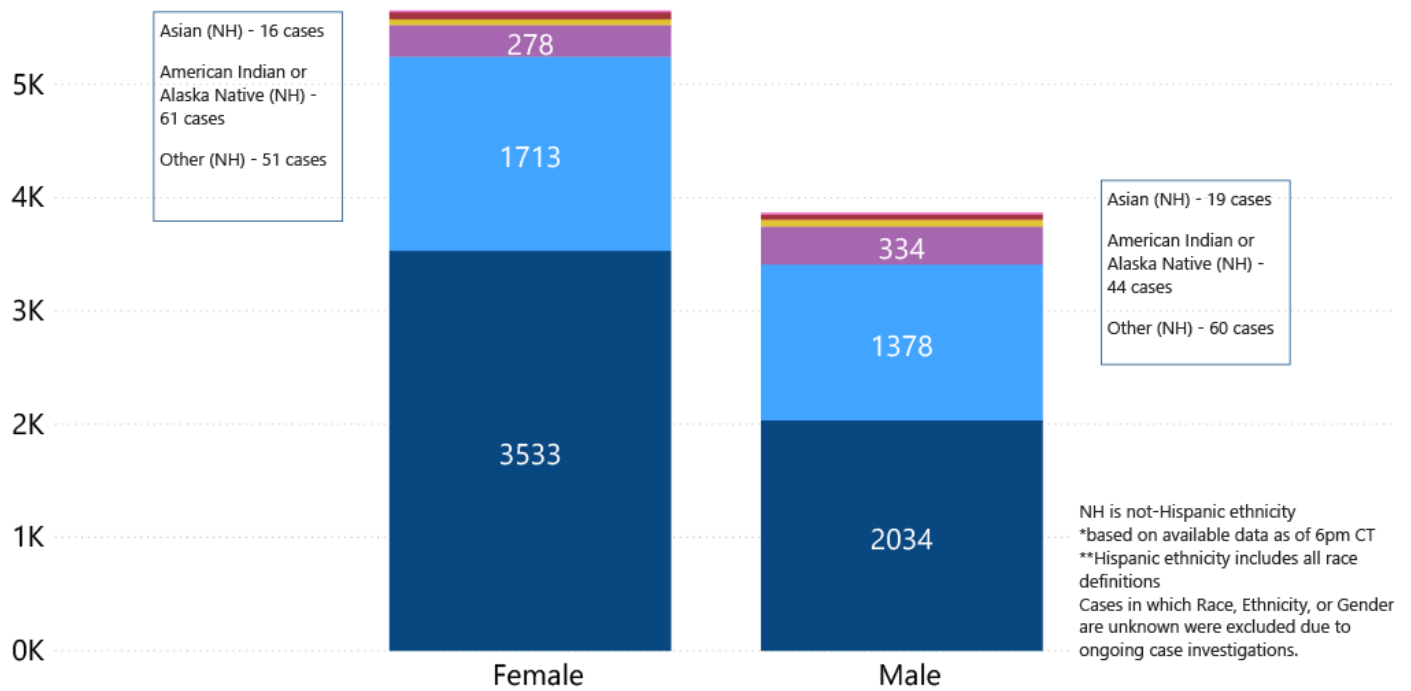
COVID-19 Cumulative Hospitalizations-Investigated Cases May 16, 2020 *



* N=10,525, 771 cases excluded due to ongoing investigations, based on available data as of 6 pm CT

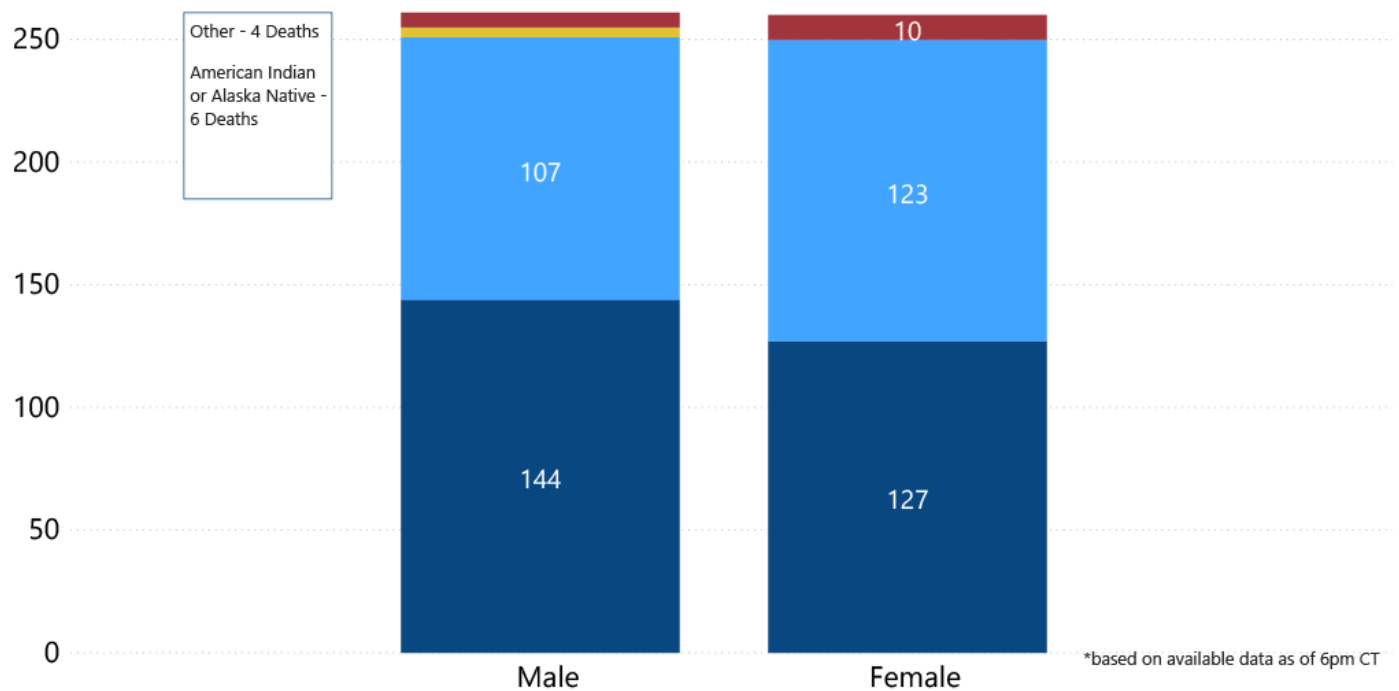
COVID-19 Cases by Race/Ethnicity and Gender through May 16, 2020*, Mississippi

Race/Ethnicity ● Black (NH) ● White (NH) ● Hispanic** ● Other (NH) ● American Indian or Alaska Native (NH) ● Asian (NH)

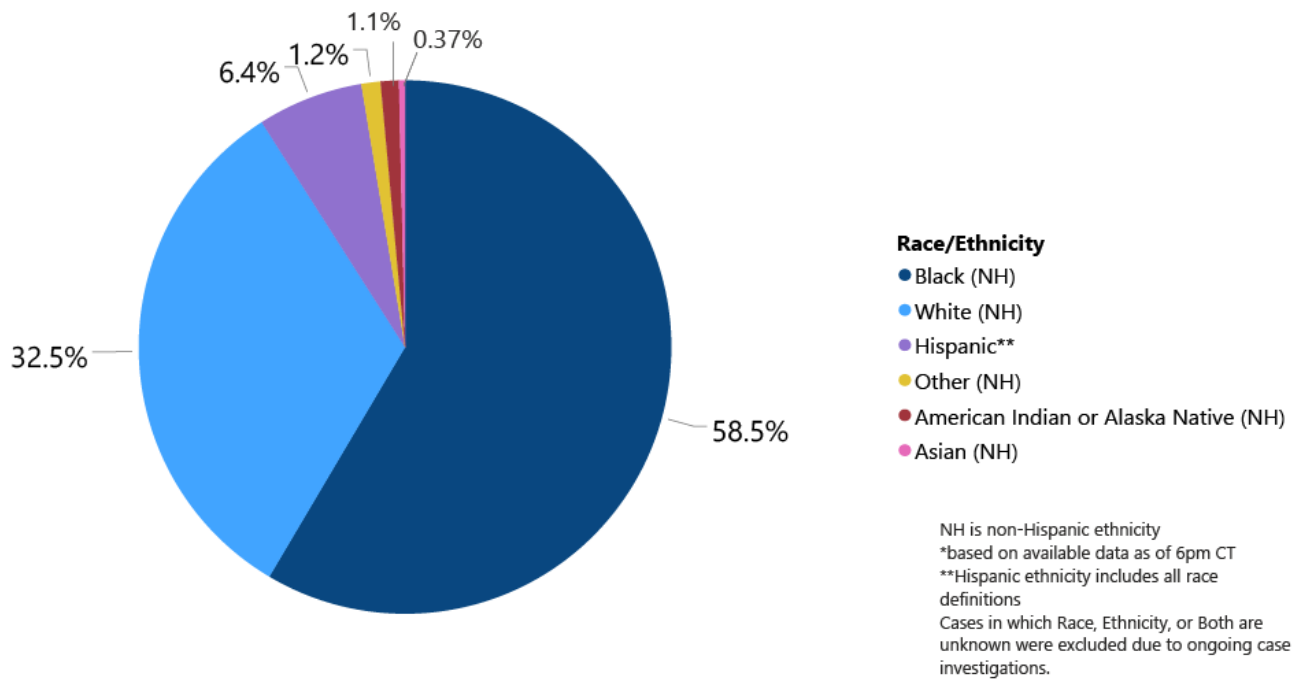


COVID-19 Deaths by Race and Gender through May 16, 2020*, Mississippi

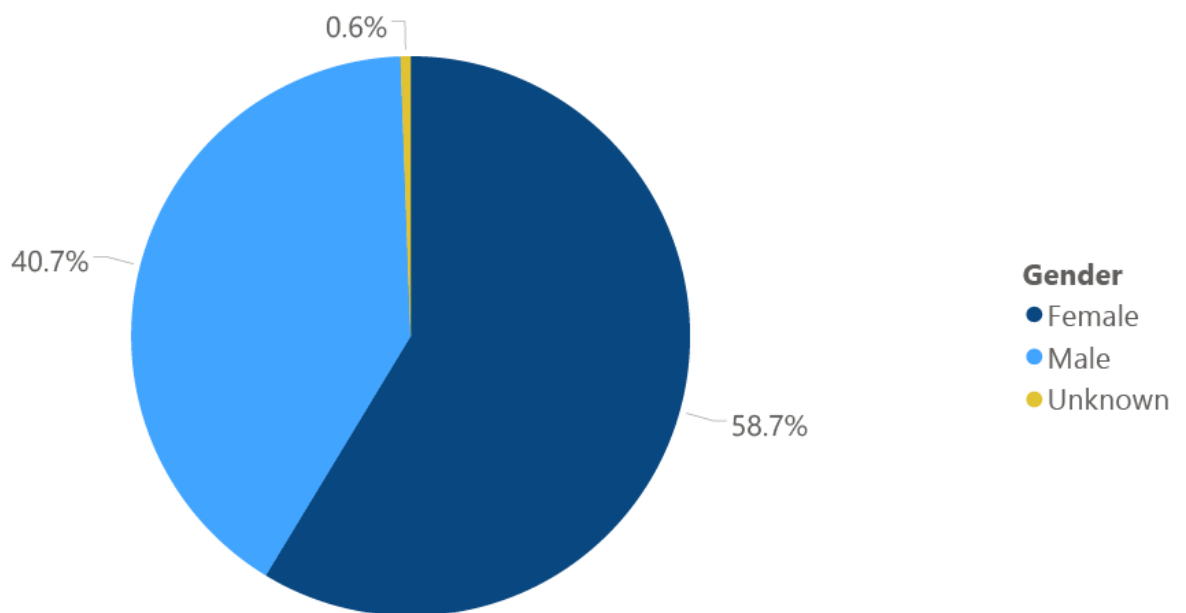
Race ● Black ● White ● Other ● American Indian or Alaska Native ● Asian



COVID-19 Cases by Race/Ethnicity through May 16, 2020*, Mississippi



COVID-19 Cases by Gender through May 16, 2020*, Mississippi



*Based on available data as of 6pm CT

Weekly High Case and High Incidence Counties

These weekly tables count cases based on the date of testing, not the date the test result was reported, and count only those cases where the date of testing is known.

They rank counties by weekly cases, and by incidence (cases proportional to population). A separate table ranking all counties is also available. **All tables updated weekly.**

COVID-19 High Incidence MS Counties Over 1 Week Period (May 4-May 10, 2020*)

County	Cases (May 4-May 10)	Cases per 100,000 (May 4-May 10)	Cases to Date	Cases per 100,000 Total	Percent Change
ATTALA	52	283.1	196	1067.2	36%
HOLMES	48	272.4	223	1265.5	27%
NESHOBA	64	219.7	320	1098.7	25%
LEAKE	44	193.3	307	1348.7	17%
SCOTT	45	159.1	462	1633.3	11%
MADISON	149	141.1	466	441.2	47%
NOXUBEE	13	123.4	105	996.7	14%
NEWTON	26	121.3	142	662.2	22%
JASPER	19	115.7	89	541.8	27%
YALOBUSHA	14	113.0	36	290.5	64%
CARROLL	10	100.9	103	1039.2	11%
MONTGOMERY	9	89.8	69	688.4	15%

*based on available data as of 6pm CT

Cases based on test date. Cases without test date excluded due to ongoing investigations.

Table will be updated weekly.

COVID-19 High Case MS Counties Over 1 Week Period (May 4- May 10, 2020*)

County	Cases (May 4-May 10)	Cases per 100,000 (May 4-May 10)	Cases to Date	Cases per 100,000 Total	Percent Change
MADISON	149	141.1	466	441.2	47%
NESHOBA	64	219.7	320	1098.7	25%
HINDS	60	25.3	675	284.7	10%
ATTALA	52	283.1	196	1067.2	36%
JONES	50	73.0	249	363.7	25%
HOLMES	48	272.4	223	1265.5	27%
SCOTT	45	159.1	462	1633.3	11%
LEAKE	44	193.3	307	1348.7	17%
LAUDERDALE	42	55.8	492	653.2	9%
FORREST	37	49.3	315	419.8	13%
DESOTO	27	14.8	336	184.6	9%
OKTIBBEHA	27	54.4	89	179.4	44%

*based on available data as of 6pm CT

Cases based on test date. Cases without test date excluded due to ongoing investigations.

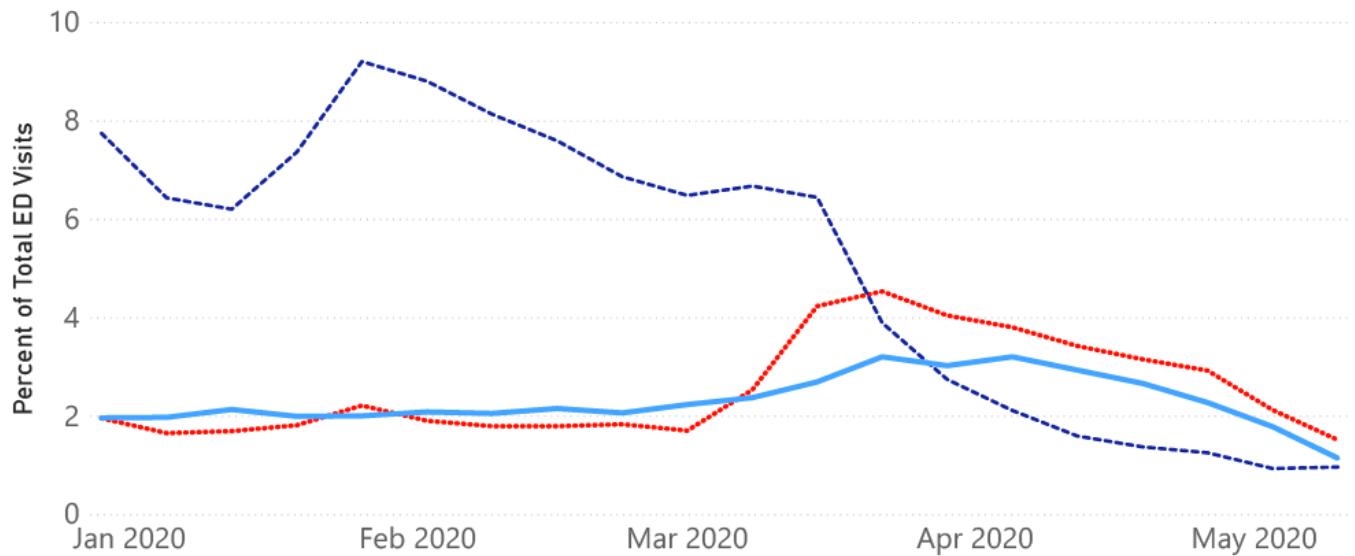
Table will be updated weekly.

Syndromic Surveillance

Emergency department visits by those with symptoms characteristic of COVID-19, influenza and pneumonia, updated weekly.

Percentage of Emergency Department visits for CLI, ILI, and Pneumonia Cases Weekly Statewide Summary, December 29, 2019 - May 10, 2020

..... COVID-19-Like Illness (CLI) - - - Influenza-Like Illness (ILI) — Pneumonia



*The graph represents syndromic surveillance data from emergency department visits, reported electronically by hospitals throughout the state, that are consistent with COVID-19-Like Illness (CLI), Influenza-Like Illness (ILI), and Pneumonia. Based on available data as of 6pm CT. Graph will be updated weekly.

Estimated Recoveries

Presumed COVID-19 cases recovered, estimated weekly (does not include cases still under investigation).

COVID-19 Presumed Recovered Cases through May 3, 2020, Mississippi

6,268
Presumed Recovered*

*Reflects Provisional Estimates. Presumed Recovered if:

- 1) It has been 14 days or more since the case tested positive, if they were not hospitalized
- 2) It has been 21 days or more since the case tested positive, if they were hospitalized or hospitalization was unknown.

All deaths excluded. Presumed recovered counts will be updated weekly.

U.S. and World Cases

- ▶ [COVID-19 cases in the United States \(CDC\)](#)
- ▶ [U.S. COVID-19 Tracker \(CDC\)](#)
- ▶ [COVID-19 Global Case Map \(Johns Hopkins University\)](#)

COVID-19 Testing

Statewide Combined Testing as of May 16

COVID-19 testing providers around the state include commercial laboratories as well as hospital labs. Combined with testing done by the MSDH Public Health Laboratory, the figures provide a complete picture of all Mississippi testing. We will update these figures as data becomes available.

Total tests by the MSDH Public Health Laboratory	18,319
Total tests by other providers	94,807
Total tests for COVID-19 statewide	113,126

MSDH Individuals Tested as of May 16

MSDH Public Health Laboratory (MPHL) testing totals as of 6 p.m. These totals are for tests performed at the MPHL only.

- Total individuals tested by the MPHL: **17,374**
- Total positive individuals from MPHL tests: **2,147**

Getting Tested for COVID-19

The MSDH Public Health Laboratory, its partners, and private providers are testing statewide for COVID-19.

Anyone with symptoms of fever, severe cough or severe chest pains – especially those who are older or in poor health – should make arrangements for testing with their doctor or one of the many healthcare providers now performing testing. Healthcare providers can assess your health history and symptoms, and perform testing for COVID-19 as needed. MSDH is also helping conduct free drive-up testing sites in many parts of the state. **Always call ahead to the testing provider for instructions on safely being examined before you visit for your test.**

- ▶ [Find a COVID-19 testing provider near you](#)

- ▶ [Video: A tour through COVID-19 testing at the MSDH Public Health Lab](#)

What MSDH Is Doing

The Mississippi State Department of Health is aggressively responding to the rapidly evolving COVID-19 situation. With other

state agencies, it has activated emergency operations in order to slow the spread of COVID-19 in Mississippi.

Other steps that MSDH is taking include:

- **Surveillance:** Increasing surveillance (monitoring) activities to identify cases of COVID-19 as quickly as possible and to limit person-to-person transmission.
- **Testing:** Making COVID-19 testing available for healthcare providers through the MSDH Public Health Laboratory.
- **Planning:** Working directly with hospitals and healthcare providers across the state to plan for possible cases of COVID-19, preparing them to identify and safely treat cases.
- **Readiness:** Assessing statewide hospital capacities, ensuring the capacity of the MSDH Public Health Laboratory for COVID-19 testing, and informing all Mississippi healthcare providers about procedures for identifying and testing for coronavirus cases.
- **Information:** Providing guidance to business, education and other entities on how to respond to the possible spread of COVID-19 in the community.

Prevention and Preparation for Individuals and the Community

► [Preventive steps to take, recommendations, guidances and general information on COVID-19](#)

Get health alerts and our free newsletter by e-mail:



Last reviewed on Mar 5,
2020

[error on this](#)

[email page](#)

[print](#)

Related resources

► [Local COVID-19 Testing Providers](#)

► [COVID-19 Guidance and Prevention for Individuals and the Community](#)

Updated May 15, 2020

More topics

- [\[Espanol, Tieng Viet, ASL \]](#)
- [Diagnostic Testing EUA](#)
- [Handouts and Posters](#)
- [Healthcare Professionals](#)
- [Interactive Map and Charts](#)
- [Prevention and Safety Guidance](#)
- [Testing for COVID-19](#)



[About Us](#)
[Administration](#)
[Board of Health](#)
[County Offices](#)
[Institutional Review](#)
[Jobs](#)
[Locations](#)
[Public Health Laboratory](#)
[RFPs/Grants](#)
[More »](#)

[Intranet](#)
[OHIT+ER Service Center](#)
[Webmail](#)

INFORMATION

[Apps](#)
[Calendar of Events](#)
[Contact Us](#)
[Meetings](#)
[Health Resources](#)
[Hotlines](#)
[Locations](#)
[News](#)
[Newsletter](#)
[Phone Numbers](#)
[Español](#)

I NEED A ...

[Birth Certificate](#)
[Certificate of Need](#)
[Children's Health Insurance](#)
[Complaint Form](#)
[Criminal History Check](#)
[Death Certificate](#)
[Divorce Record](#)
[Food Permit](#)
[Immunization Record](#)
[J-1 Visa](#)
[License Verification](#)
[Marriage Record](#)
[Professional License](#)
[Public Records Request](#)
[Wastewater Application](#)

PUBLICATIONS

[Annual Report](#)

[CON Weekly Reports](#)

[Health Facilities Directory](#)

[Mississippi Morbidity Reports](#)

[Public Health Report](#)

[State Health Plan](#)

[Strategic Plan](#)

[More »](#)

Mississippi State Department of Health • 570 East Woodrow Wilson Dr • Jackson, MS 39216 • 866-HLTHY4U • [Contact and information](#)

