



Coronavirus Disease 2019 (COVID-19)

Updated May 21, 2020



The national Centers for Disease Control and Prevention (CDC) and the Mississippi State Department of Health continue to closely monitor the outbreak of respiratory illnesses caused by the novel (new) coronavirus COVID-19, and are working to limit the spread of cases nationally and in Mississippi. MSDH is actively working with doctors and hospitals to quickly identify cases and respond effectively to limit this outbreak.



If you are waiting for test results, it is essential to remain at home. Do not go to work or leave home. Stay in a specific room at home and avoid contact with other family members as much as possible. These steps are important to prevent the possible spread of disease.

► [More important steps for you and your family](#)

Healthcare Professionals

Guidances and more →

- [MSDH guidances](#)
- [Specimens](#)
- [Lab dropoff](#)
- [CDC guidances](#)
- [MS-HAN Alerts](#)

[ALL HEALTHCARE](#)

Current Cases and Statistics

County and state data →

- [Total cases and deaths](#)
- [County tables](#)
- [Map and charts](#)
- [Lab testing](#)
- [Recoveries](#)

[ALL STATISTICS](#)

Prevention, Safety and Testing

Personal and community →

- ▶ [Testing locations](#)
- ▶ [Personal protection](#)
- ▶ [Community prevention](#)
- ▶ [After you get tested](#)
- ▶ [General information](#)

ALL PREVENTION

Mississippi Coronavirus Hotline (7 days a week, 7 a.m.–11 p.m.): **877-978-6453**
Hard of hearing? Dial 711 for assistance.

Local COVID-19 testing: [Find COVID-19 testing near you »](#)

COVID-19 in Mississippi

New Cases and Deaths as of May 20

NEW CASES

255

New COVID-19 positive tests reported to MSDH as of 6 p.m. yesterday

NEW DEATHS

10

New COVID-19 related deaths reported to MSDH as of 6 p.m. yesterday

Attala	1
Carroll	1
Desoto	1
Hinds	1
Lauderdale	1
Leflore	1
Lincoln	1

Lowndes	1
Madison	1
Yalobusha	1

LTC OUTBREAKS

98

Current outbreaks in long-term care facilities. (One or more cases among staff or residents counts as an outbreak.)

About our case counts: We currently update our case totals each morning based on test results from the previous day. Outside laboratories also report positive test results to us, which are included in our totals.

County case numbers and deaths may change as investigation finds new or additional information.

Cases and Deaths by County

Totals of all reported cases since March 11, including those in long-term care (LTC) facilities.

County	Total Cases	Total Deaths	Total LTC Facility Cases	Total LTC Facility Deaths
Adams	179	15	39	8
Alcorn	12	1	0	0
Amite	49	1	7	1
Attala	257	11	66	11
Benton	13	0	1	0
Bolivar	133	10	17	4
Calhoun	61	4	23	4
Carroll	112	9	45	7
Chickasaw	122	12	34	8
Choctaw	27	2	0	0
Claiborne	51	1	2	0
Clarke	119	16	16	7
Clay	90	3	0	0
Coahoma	86	3	0	0
Copiah	228	4	0	0
Covington	123	1	1	0
Desoto	419	6	14	2
Forrest	453	32	83	22

County	Total Cases	Total Deaths	Total LTC Facility Cases	Total LTC Facility Deaths
Franklin	23	1	1	0
George	19	1	0	0
Greene	7	1	0	0
Grenada	66	2	14	2
Hancock	81	10	7	3
Harrison	224	6	1	1
Hinds	825	24	77	13
Holmes	333	21	71	10
Humphreys	49	5	15	3
Itawamba	80	7	34	6
Jackson	291	13	39	4
Jasper	126	3	0	0
Jefferson	40	0	0	0
Jefferson Davis	69	2	3	1
Jones	386	12	49	5
Kemper	112	10	26	6
Lafayette	110	3	37	0
Lamar	210	4	4	2
Lauderdale	637	47	162	29
Lawrence	81	0	1	0
Leake	368	7	2	0
Lee	97	5	8	1
Leflore	206	24	53	12
Lincoln	224	19	80	15
Lowndes	136	7	17	4
Madison	582	19	89	12
Marion	100	8	14	2
Marshall	68	3	2	0
Monroe	229	23	92	20
Montgomery	76	1	0	0
Neshoba	470	26	52	14
Newton	210	3	2	0
Noxubee	148	4	14	3

County	Total Cases	Total Deaths	Total LTC Facility Cases	Total LTC Facility Deaths
Oktibbeha	114	8	29	5
Panola	58	2	0	0
Pearl River	197	27	44	9
Perry	38	2	0	0
Pike	188	11	14	6
Pontotoc	26	2	3	0
Prentiss	37	3	22	3
Quitman	21	0	0	0
Rankin	315	6	5	0
Scott	569	10	13	2
Sharkey	7	0	0	0
Simpson	79	0	4	0
Smith	124	10	29	7
Stone	25	0	0	0
Sunflower	71	3	0	0
Tallahatchie	23	1	0	0
Tate	58	1	2	0
Tippah	69	11	0	0
Tishomingo	21	0	1	0
Tunica	45	2	12	2
Union	66	4	19	3
Walthall	48	0	0	0
Warren	138	5	34	3
Washington	143	4	7	1
Wayne	58	0	2	0
Webster	25	1	0	0
Wilkinson	80	9	5	2
Winston	92	0	0	0
Yalobusha	76	4	24	4
Yazoo	194	2	7	0
Total	12,222	580	1,590	289

Long-Term Care Facility Cases and Deaths by Race

Long-term care (LTC) facilities like nursing homes are considered high risk locations because their residents are older or in poor health. Even one case of COVID-19 in these facilities among residents or employees is considered an outbreak. We

investigate residents, staff and close contacts of infected individuals for possible exposure. (Long-term care facilities include nursing homes, intermediate care facilities for individuals with intellectual disabilities, personal care homes, assisted living facilities, long-term acute care facilities, and psychiatric or chemical dependency residential treatment centers.)

- ▶ [View a table by county of Mississippi COVID-19 cases in long-term care facilities](#) PDF

Mississippi Cases and Deaths Tables

- ▶ [Mississippi COVID-19 cases by county, race and ethnicity](#) PDF
- ▶ [Mississippi COVID-19 deaths by county, race and ethnicity](#) PDF
- ▶ [Mississippi counties ranked by weekly cases and incidence](#)

Mississippi COVID-19 Map and Charts

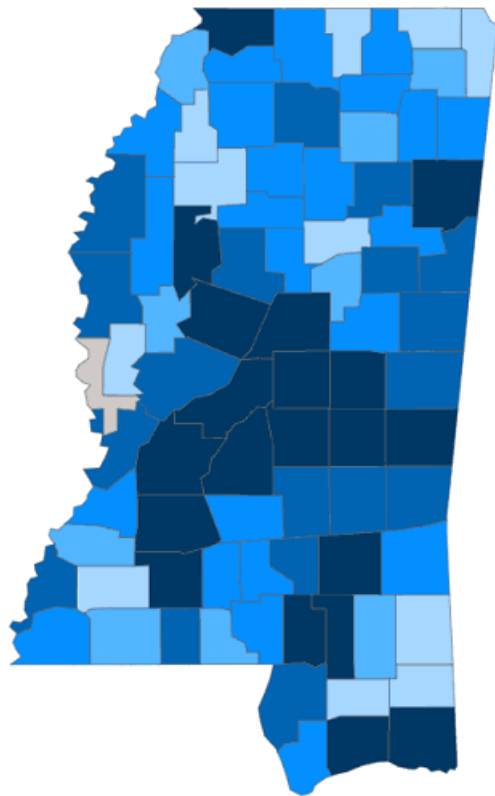
Data Overviews as of May 20

Our state case map and other data charts are also available in interactive form.

- ▶ [View interactive map](#)
- ▶ [View interactive epidemiological trend and syndromic surveillance](#)
- ▶ [View interactive hospitalization chart](#)

The charts below are based on available data at the time of publication. Charts do **not** include cases where insufficient details of the case are known.

Mississippi COVID-19 Cases and Deaths by Race with Ethnicity as of 6 pm CT, May 20, 2020



● 1 to 25 ● 26 to 50 ● 51 to 100 ● 101 to 200 ● >200

Total Cases

12,222

	American Indian or Alaska Native	Asian	Black	White	Other	Unknown
Non Hispanic	138	44	6142	3315	121	18
Hispanic	4	1	21	162	480	16
Unknown Ethnicity	292	5	493	387	145	438

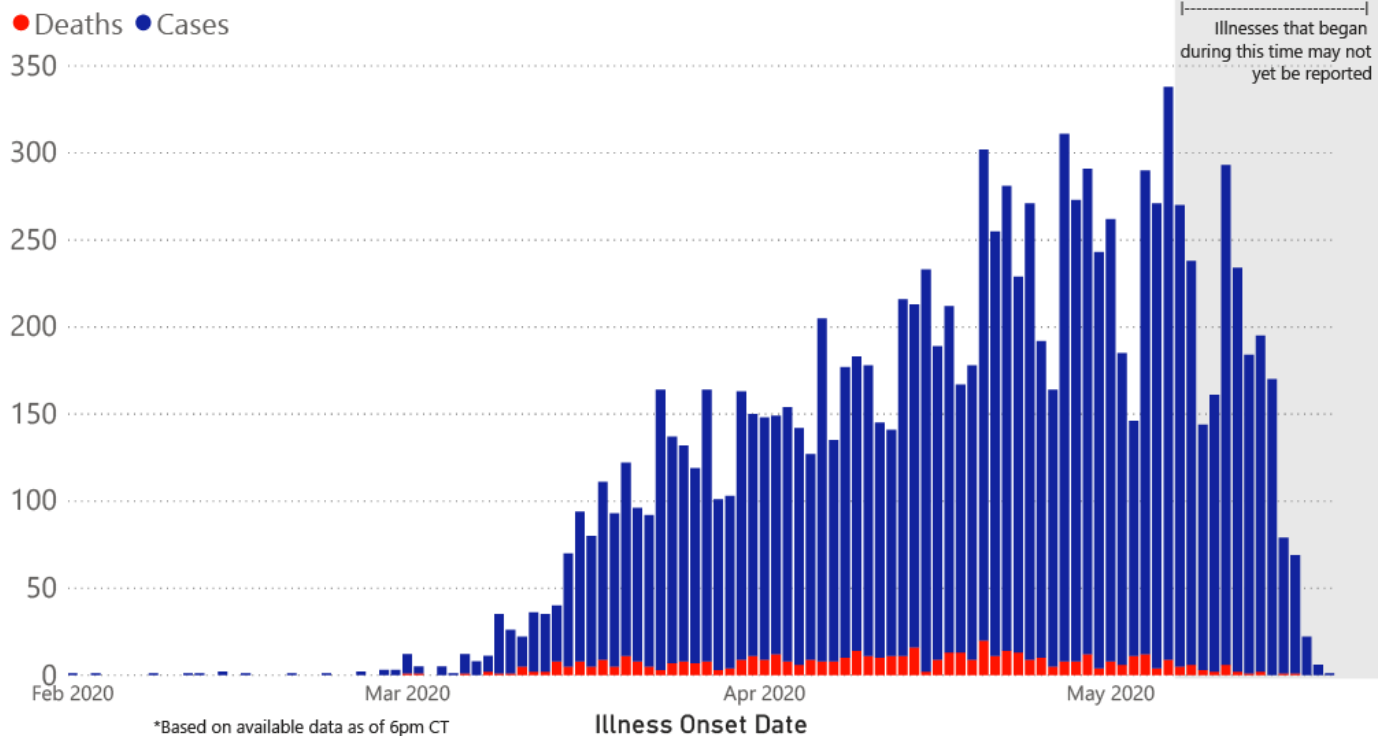
Total Deaths

580

	American Indian or Alaska Native	Asian	Black	White	Other	Unknown
Non Hispanic	15	0	297	245	0	0
Hispanic	1	0	0	3	4	0
Unknown Ethnicity	1	0	4	9	1	0

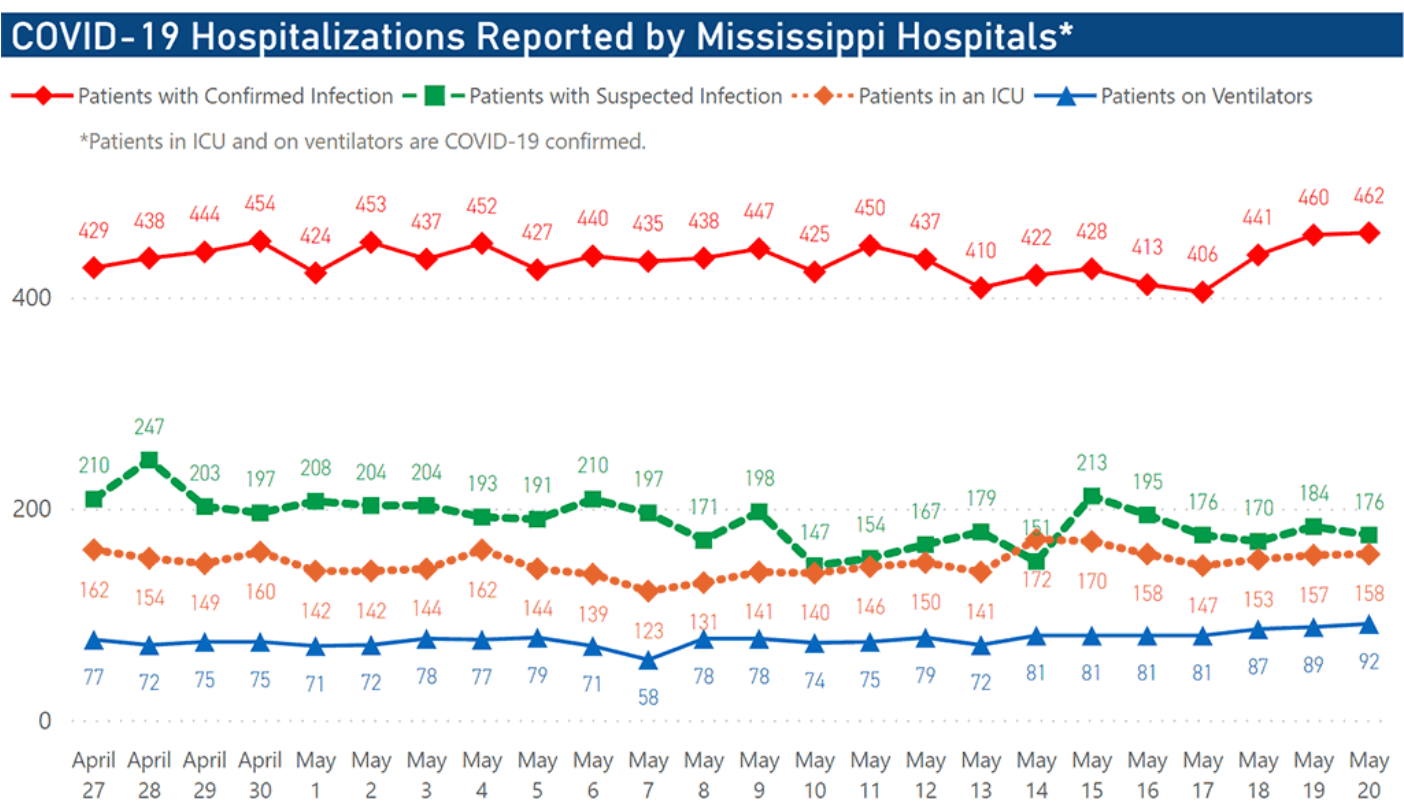
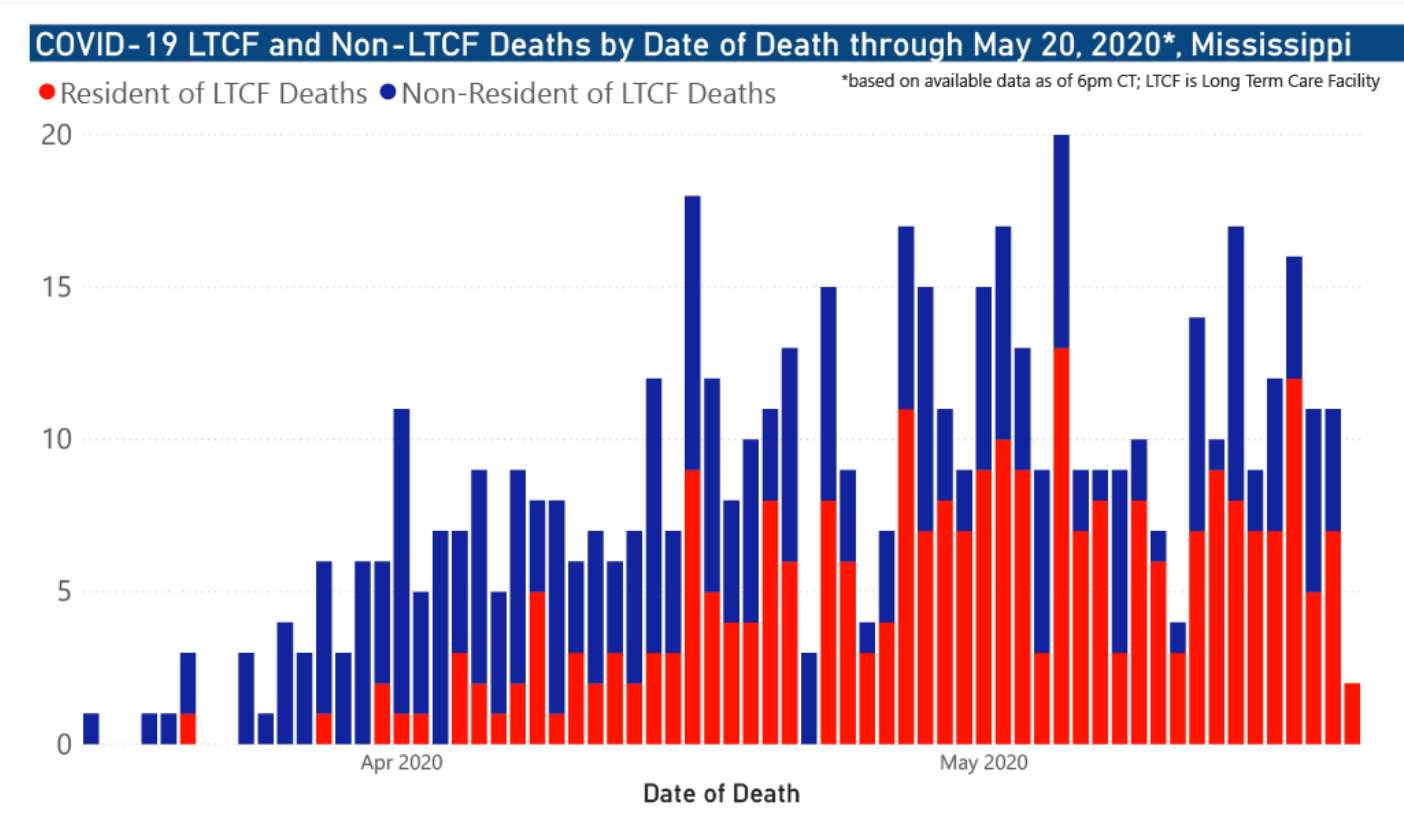
Note: In our charts by race, "Other" includes American Indian and Asian.

COVID-19 Cases and Deaths by Date of Illness Onset through May 20, 2020*, Mississippi



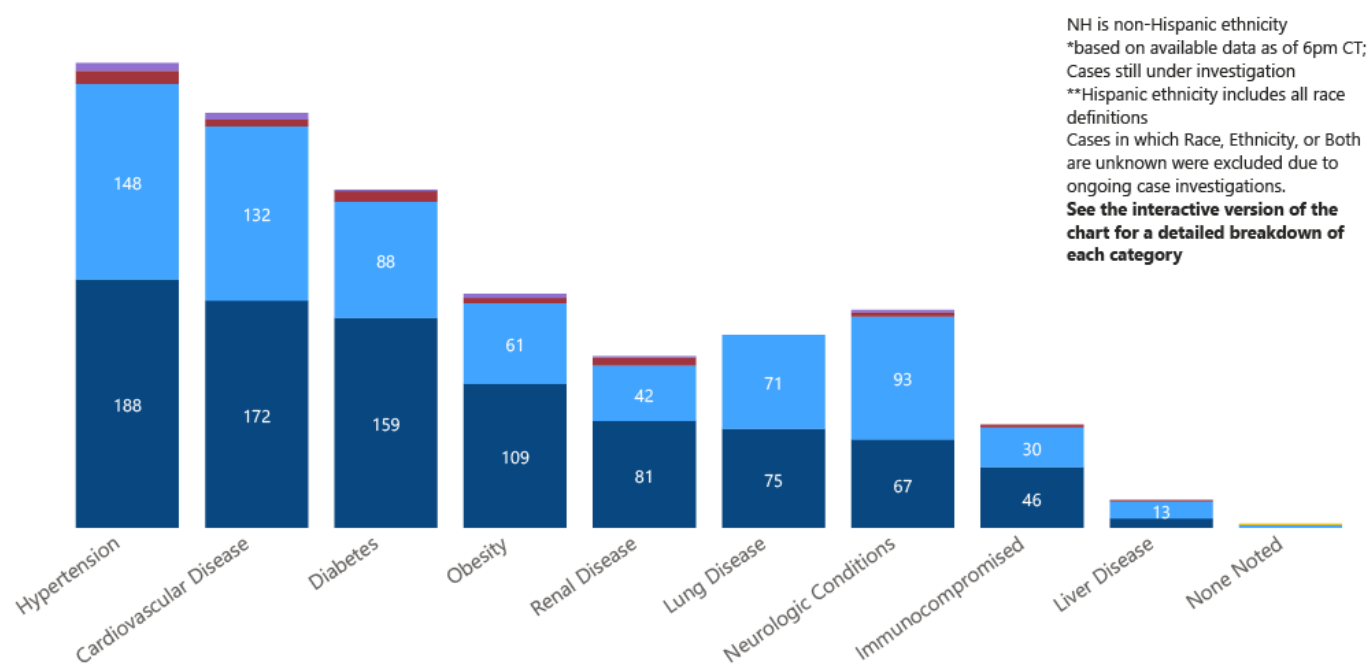
Note: Values up to two weeks in the past on the Date of Illness Onset chart above can change as we update it with new

information from disease investigation.

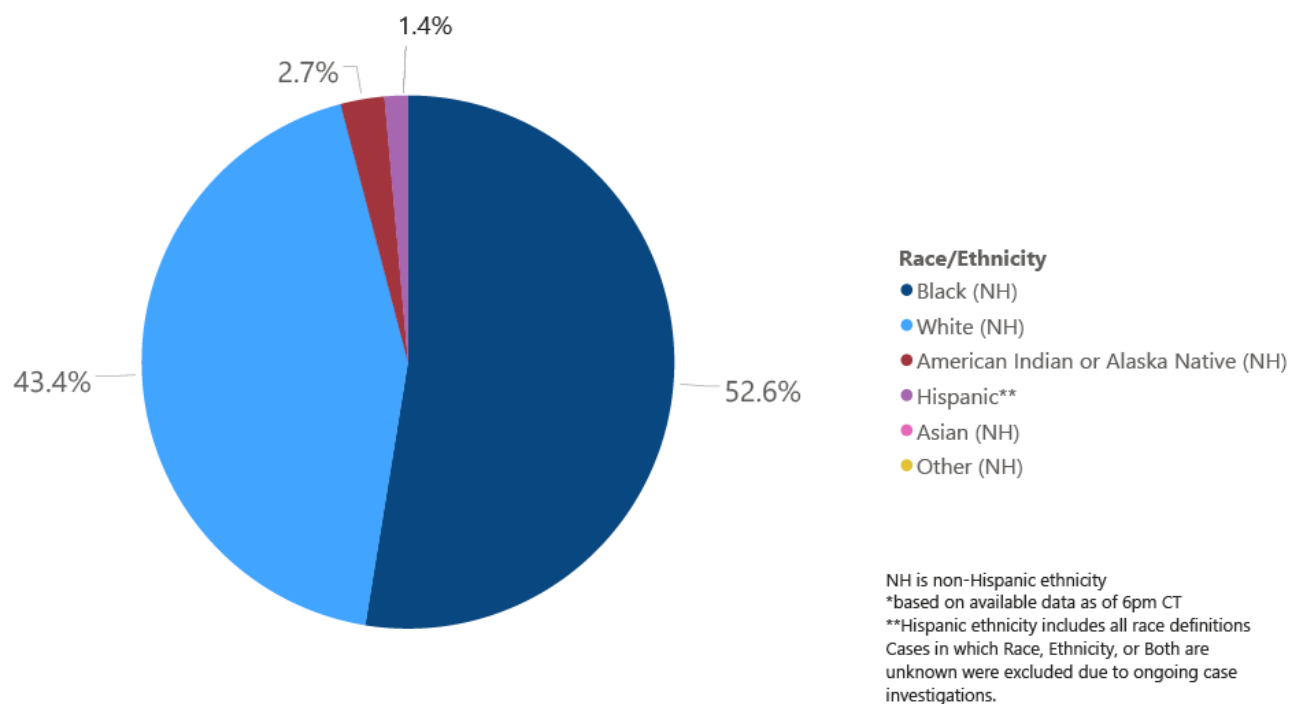


COVID-19 Underlying Conditions in Deaths by Race/Ethnicity through May 20, 2020*, Mississippi

Race/Ethnicity ● Black (NH) ● White (NH) ● American Indian or Alaska Native (NH) ● Hispanic** ● Other (NH) ● Asian (NH)

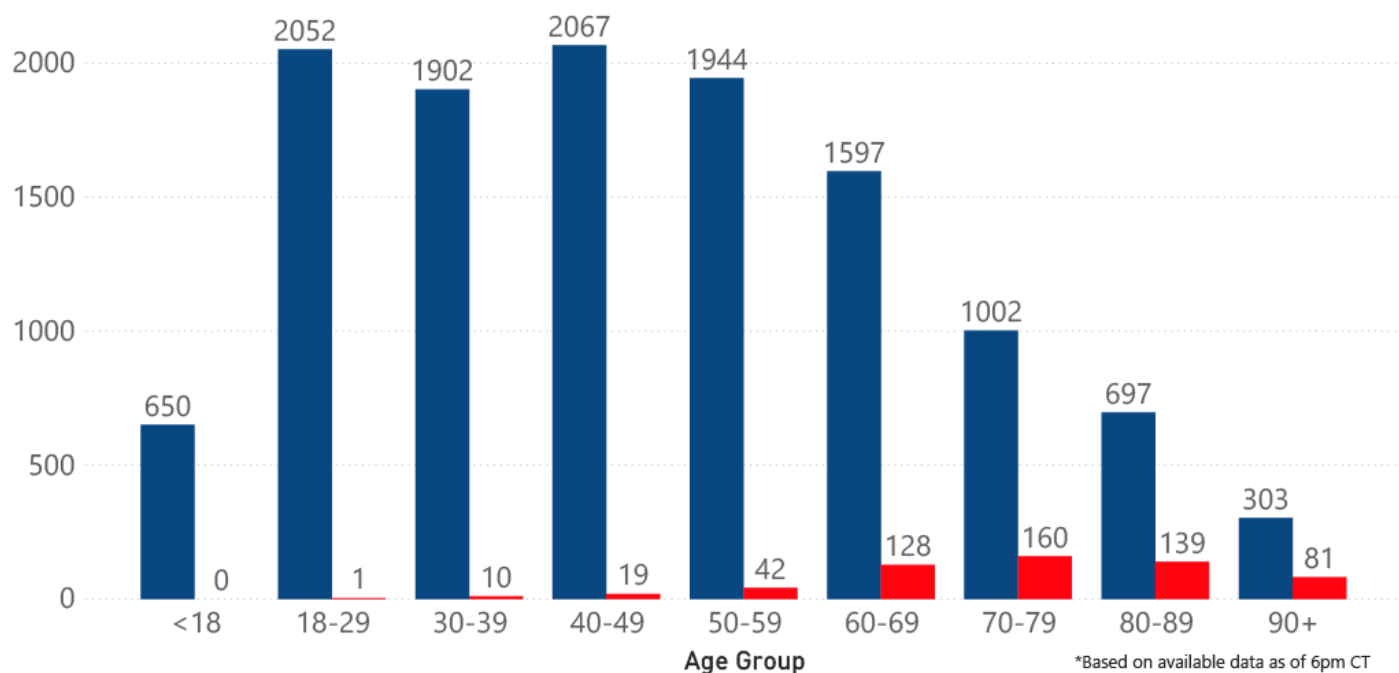


COVID-19 Deaths by Race/Ethnicity through May 20, 2020*, Mississippi

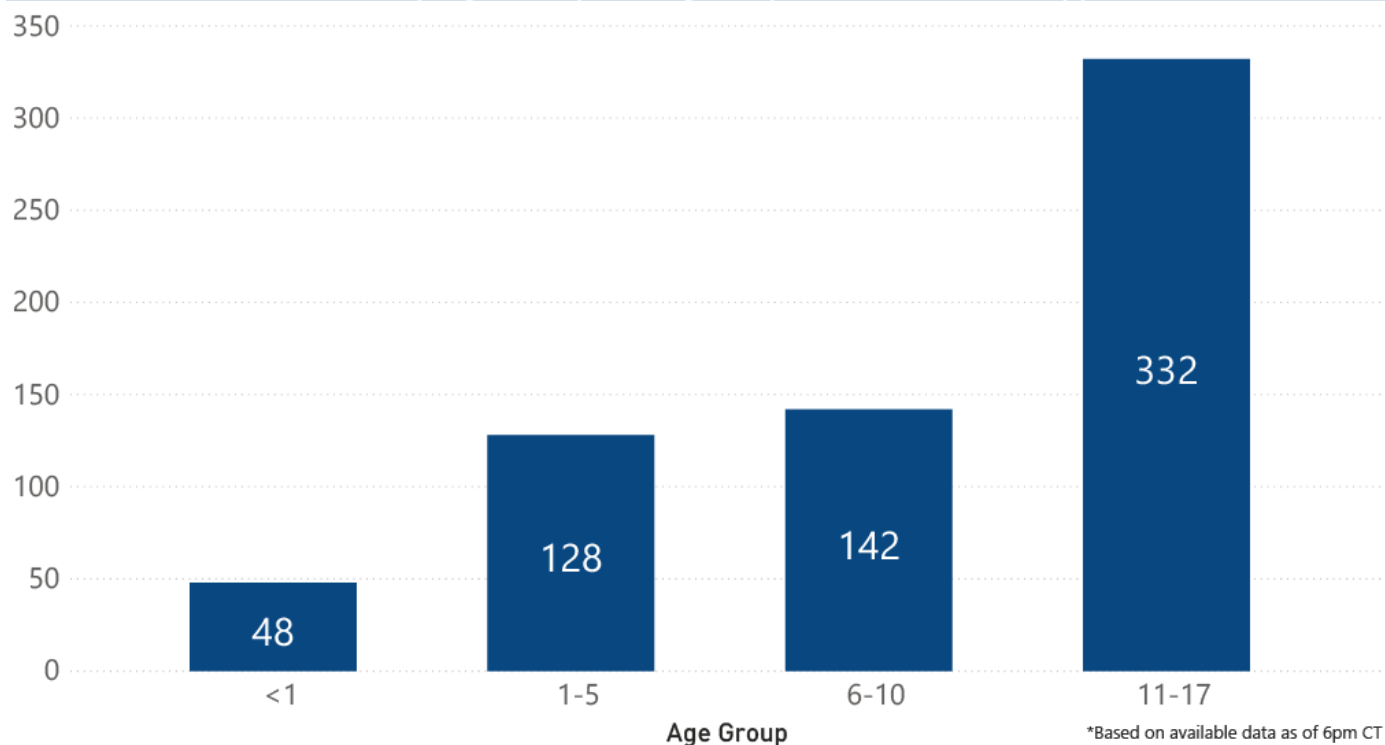


COVID-19 Cases and Deaths by Age Group through May 20, 2020*, Mississippi

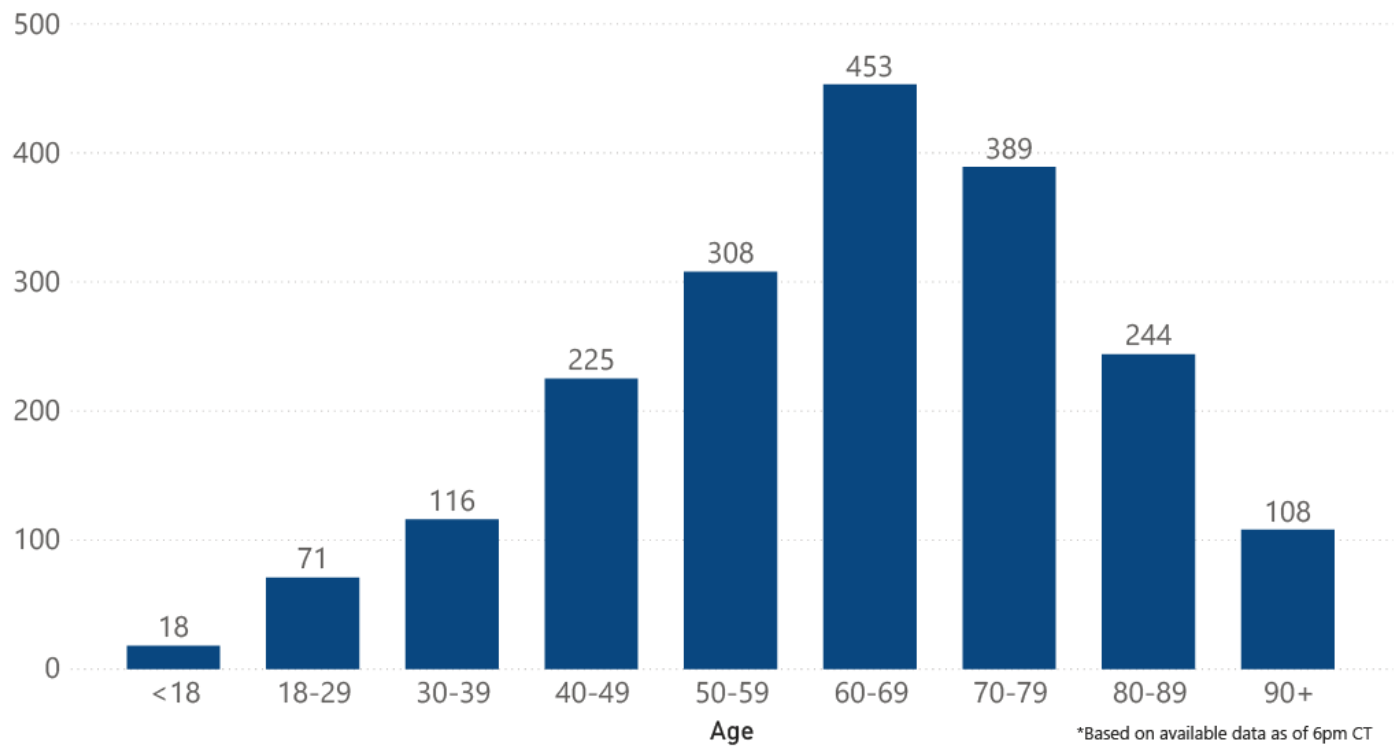
● Cases ● Deaths



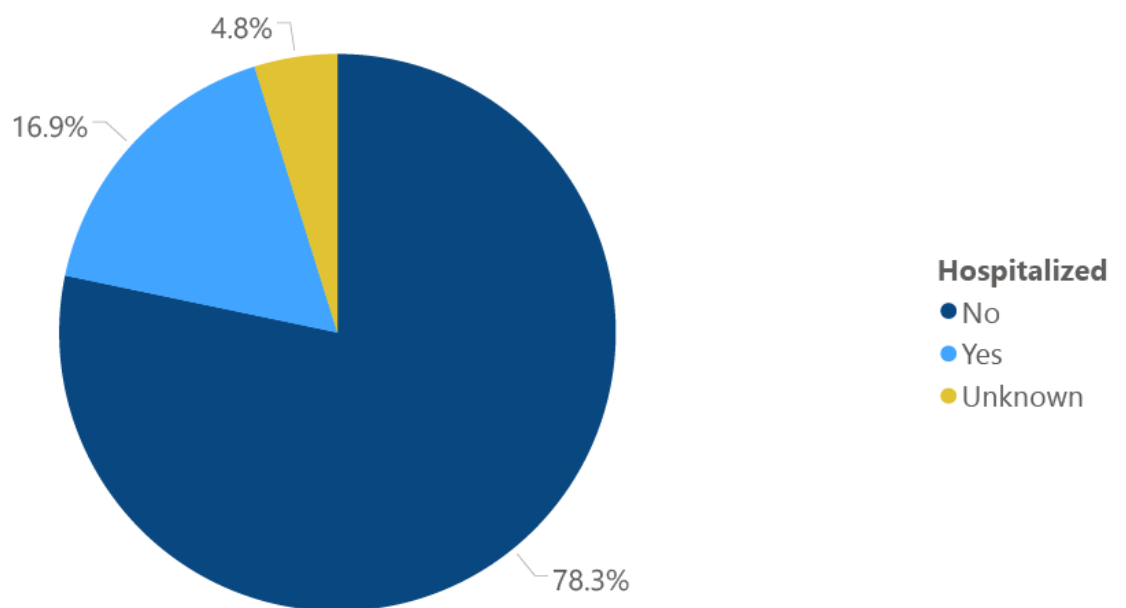
COVID-19 Pediatric Cases by Age Group through May 20, 2020*, Mississippi



COVID-19 Hospitalized Cases by Age through May 20, 2020*, Mississippi

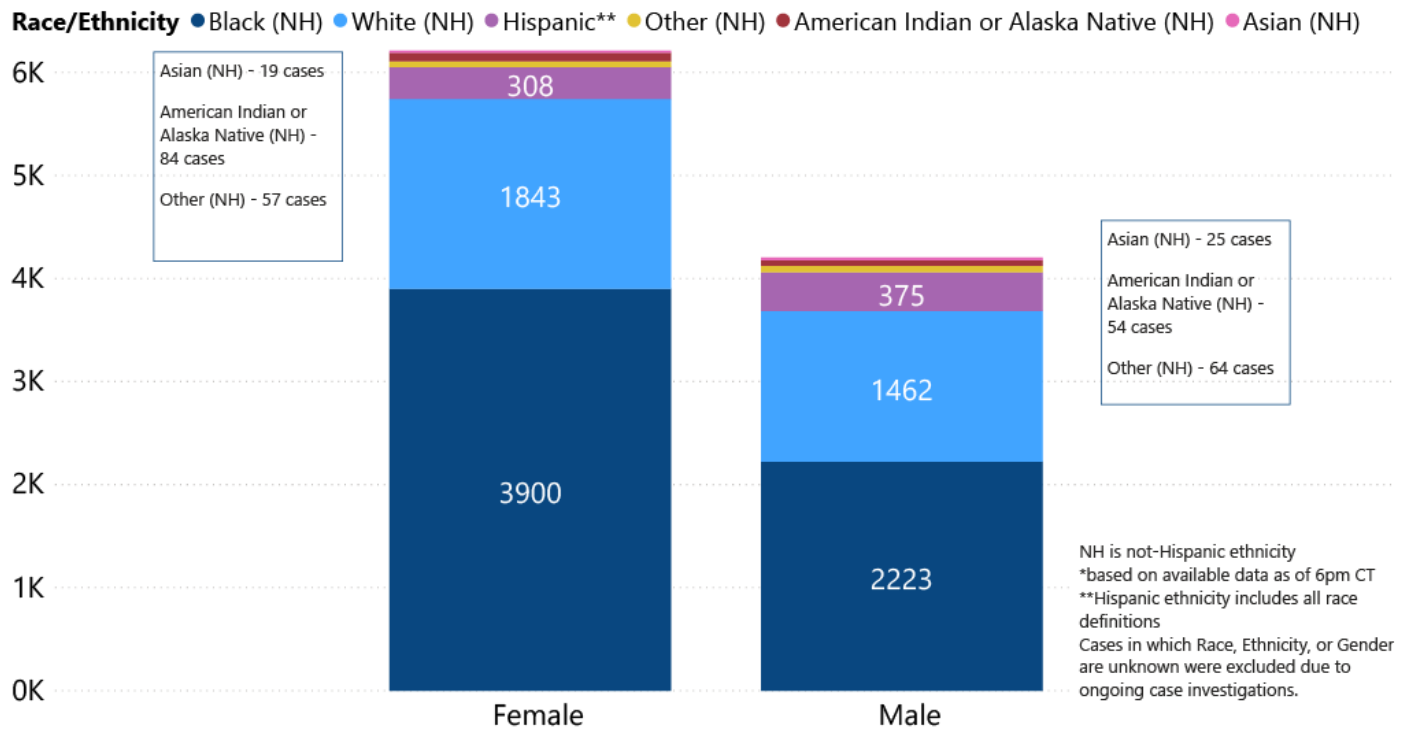


COVID-19 Cumulative Hospitalizations-Investigated Cases May 20, 2020 *

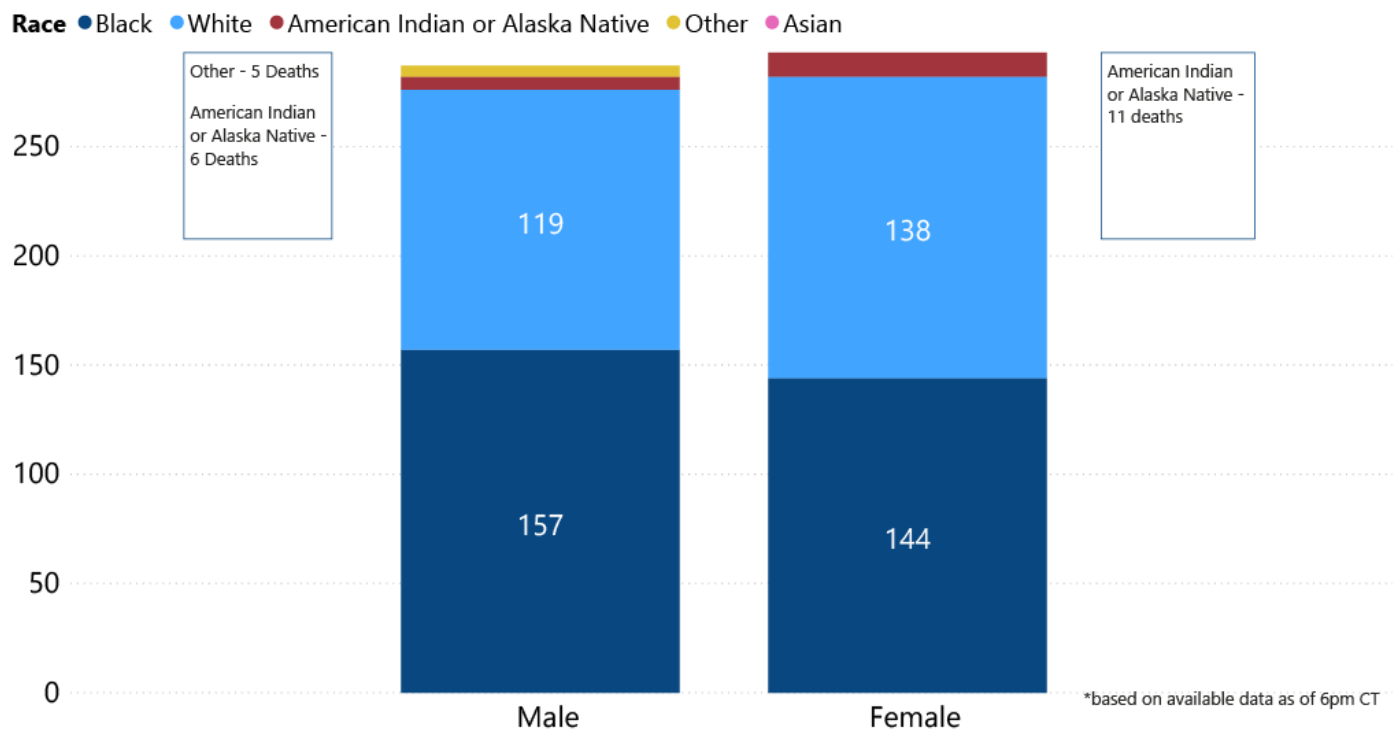


* N=11,433, 789 cases excluded due to ongoing investigations, based on available data as of 6 pm CT

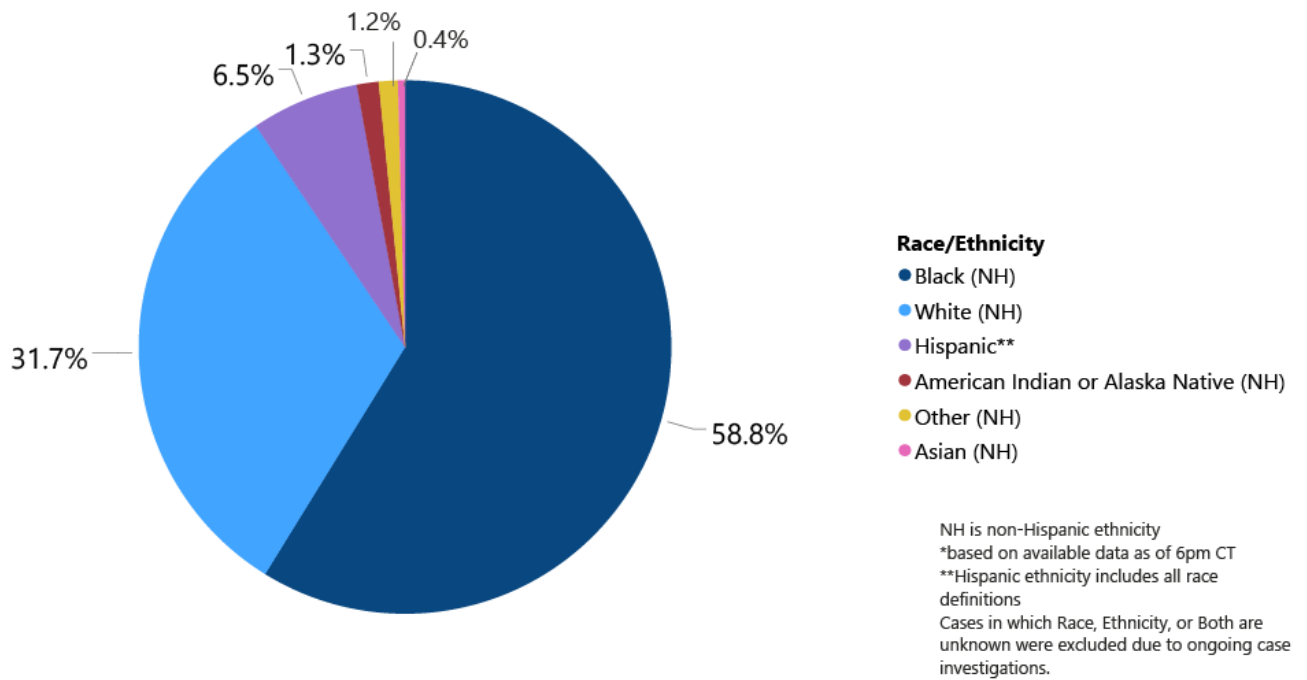
COVID-19 Cases by Race/Ethnicity and Gender through May 20, 2020*, Mississippi



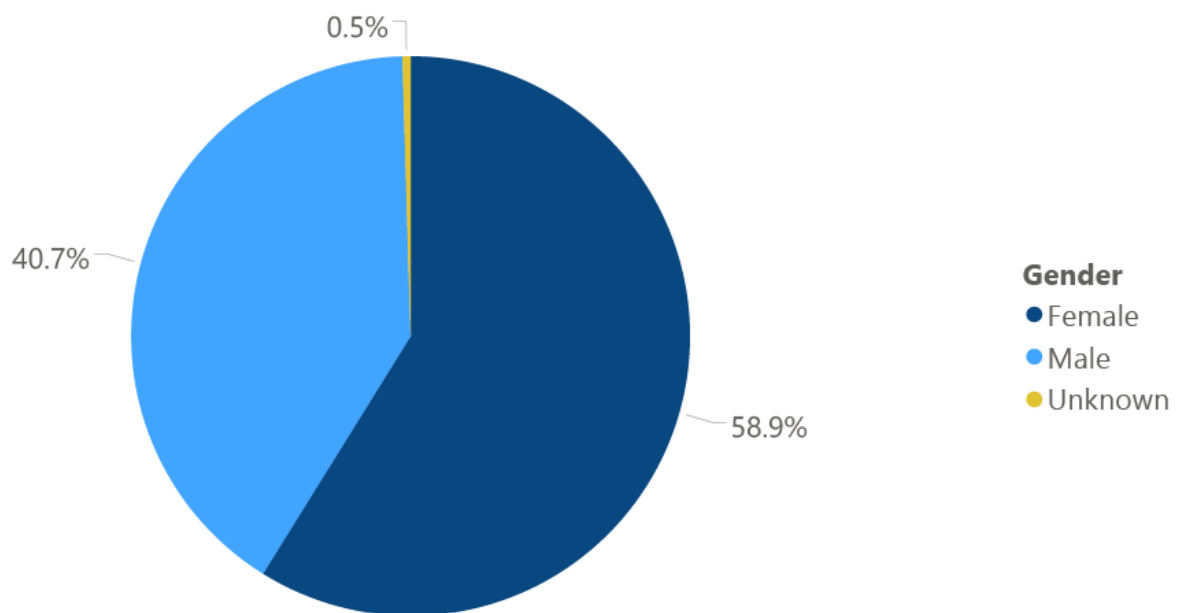
COVID-19 Deaths by Race and Gender through May 20, 2020*, Mississippi



COVID-19 Cases by Race/Ethnicity through May 20, 2020*, Mississippi



COVID-19 Cases by Gender through May 20, 2020*, Mississippi



*Based on available data as of 6pm CT

Weekly High Case and High Incidence Counties

These weekly tables count cases based on the date of testing, not the date the test result was reported, and count only those cases where the date of testing is known.

They rank counties by weekly cases, and by incidence (cases proportional to population). A separate table ranking all counties is also available. **All tables updated weekly.**

COVID-19 High Case MS Counties Over 1 Week Period (May 11 - May 17, 2020*)

County	Cases (May 11-May 17)	Cases per 100,000 (May 11-May 17)	Cases to Date	Cases per 100,000 Total	Percent Change
FORREST	93	123.9	442	589.1	27%
NESHOBA	73	250.6	424	1455.8	21%
HINDS	67	28.3	772	325.6	10%
HOLMES	64	363.2	298	1691.1	27%
LAUDERDALE	62	82.3	589	782.0	12%
JONES	58	84.7	342	499.6	20%
MADISON	44	41.7	543	514.1	9%
ATTALA	34	185.1	248	1350.4	16%
DESOTO	33	18.1	391	214.8	9%
LOWNDES	32	54.3	126	213.8	34%
YALOBUSHA	31	250.2	73	589.1	74%
NEWTON	29	135.2	192	895.4	18%

*based on available data as of 6pm CT

Cases based on test date. Cases without test date excluded due to ongoing investigations.

Table will be updated weekly.

COVID-19 High Incidence MS Counties Over 1 Week Period (May 11-May 17, 2020*)

County	Cases (May 11-May 17)	Cases per 100,000 (May 11-May 17)	Cases to Date	Cases per 100,000 Total	Percent Change
HOLMES	64	363.2	298	1691.1	27%
NESHOBA	73	250.6	424	1455.8	21%
YALOBUSHA	31	250.2	73	589.1	74%
NOXUBEE	23	218.3	140	1328.9	20%
ATTALA	34	185.1	248	1350.4	16%
NEWTON	29	135.2	192	895.4	18%
FORREST	93	123.9	442	589.1	27%
LEAKE	25	109.8	361	1585.9	7%
CHICKASAW	16	93.2	116	675.6	16%
SCOTT	25	88.4	532	1880.7	5%
JONES	58	84.7	342	499.6	20%
LAUDERDALE	62	82.3	589	782.0	12%

*based on available data as of 6pm CT

Cases based on test date. Cases without test date excluded due to ongoing investigations.

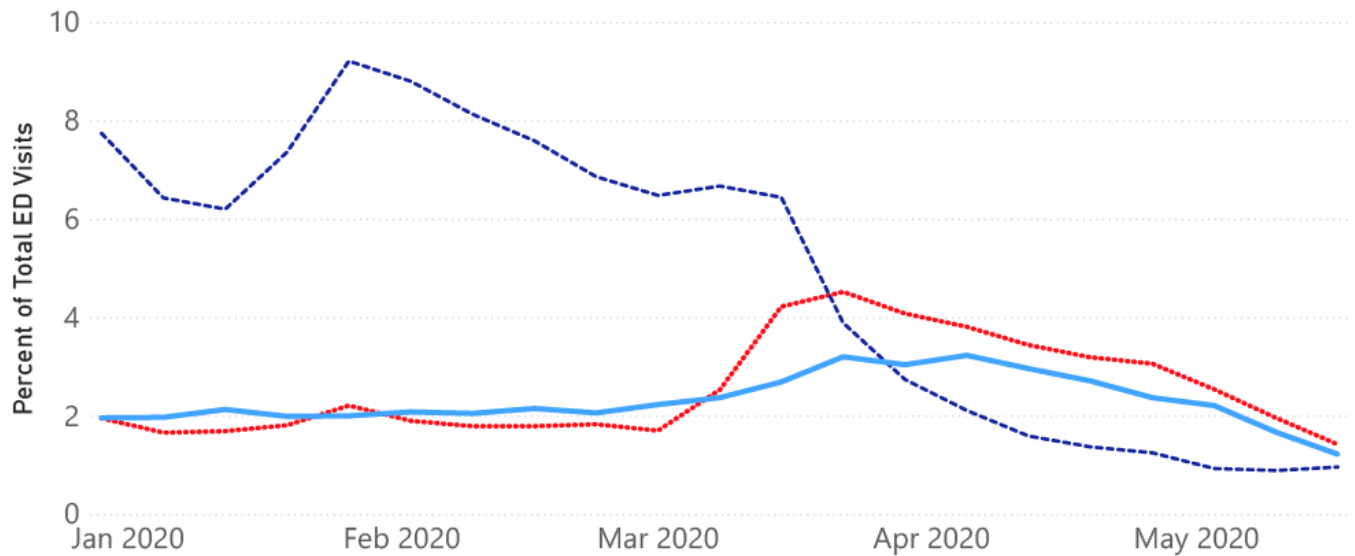
Table will be updated weekly.

Syndromic Surveillance

Emergency department visits by those with symptoms characteristic of COVID-19, influenza and pneumonia, updated weekly.

Percentage of Emergency Department visits for CLI, ILI, and Pneumonia Cases Weekly Statewide Summary, December 29, 2019 - May 17, 2020

..... COVID-19-Like Illness (CLI) - - - Influenza-Like Illness (ILI) — Pneumonia



*The graph represents syndromic surveillance data from emergency department visits, reported electronically by hospitals throughout the state, that are consistent with COVID-19-Like Illness (CLI), Influenza-Like Illness (ILI), and Pneumonia. Based on available data as of 6pm CT. Graph will be updated weekly.

Estimated Recoveries

Presumed COVID-19 cases recovered, estimated weekly (does not include cases still under investigation).

COVID-19 Presumed Recovered Cases through May 17, 2020, Mississippi

7,681
Presumed Recovered*

*Reflects Provisional Estimates. Presumed Recovered if:

- 1) It has been 14 days or more since the case tested positive, if they were not hospitalized
- 2) It has been 21 days or more since the case tested positive, if they were hospitalized or hospitalization was unknown.

All deaths excluded. Presumed recovered counts will be updated weekly.

U.S. and World Cases

- ▶ [COVID-19 cases in the United States \(CDC\)](#)
- ▶ [U.S. COVID-19 Tracker \(CDC\)](#)
- ▶ [COVID-19 Global Case Map \(Johns Hopkins University\)](#)

COVID-19 Testing

Statewide Combined Testing as of May 20

COVID-19 testing providers around the state include commercial laboratories as well as hospital labs. Combined with testing done by the MSDH Public Health Laboratory, the figures provide a complete picture of all Mississippi testing. We will update these figures as data becomes available.

Total tests by the MSDH Public Health Laboratory	20,072
Total tests by other providers	105,898
Total tests for COVID-19 statewide	125,970

MSDH Individuals Tested as of May 20

MSDH Public Health Laboratory (MPHL) testing totals as of 6 p.m. These totals are for tests performed at the MPHL only.

- Total individuals tested by the MPHL: **18,952**
- Total positive individuals from MPHL tests: **2,302**

Getting Tested for COVID-19

The MSDH Public Health Laboratory, its partners, and private providers are testing statewide for COVID-19.

Anyone with symptoms of fever, severe cough or severe chest pains – especially those who are older or in poor health – should make arrangements for testing with their doctor or one of the many healthcare providers now performing testing. Healthcare providers can assess your health history and symptoms, and perform testing for COVID-19 as needed. MSDH is also helping conduct free drive-up testing sites in many parts of the state. **Always call ahead to the testing provider for instructions on safely being examined before you visit for your test.**

- ▶ [Find a COVID-19 testing provider near you](#)

- ▶ [Video: A tour through COVID-19 testing at the MSDH Public Health Lab](#)

What MSDH Is Doing

The Mississippi State Department of Health is aggressively responding to the rapidly evolving COVID-19 situation. With other

state agencies, it has activated emergency operations in order to slow the spread of COVID-19 in Mississippi.

Other steps that MSDH is taking include:

- **Surveillance:** Increasing surveillance (monitoring) activities to identify cases of COVID-19 as quickly as possible and to limit person-to-person transmission.
- **Testing:** Making COVID-19 testing available for healthcare providers through the MSDH Public Health Laboratory.
- **Planning:** Working directly with hospitals and healthcare providers across the state to plan for possible cases of COVID-19, preparing them to identify and safely treat cases.
- **Readiness:** Assessing statewide hospital capacities, ensuring the capacity of the MSDH Public Health Laboratory for COVID-19 testing, and informing all Mississippi healthcare providers about procedures for identifying and testing for coronavirus cases.
- **Information:** Providing guidance to business, education and other entities on how to respond to the possible spread of COVID-19 in the community.

Prevention and Preparation for Individuals and the Community

► [Preventive steps to take, recommendations, guidances and general information on COVID-19](#)

Get health alerts and our free newsletter by e-mail:



Last reviewed on Mar 5,
2020

[error on this](#)

[email page](#)

[print](#)

Related resources

► [Local COVID-19 Testing Providers](#)

► [COVID-19 Guidance and Prevention for Individuals and the Community](#)

Updated May 19, 2020

More topics

- [\[Espanol, Tieng Viet, ASL \]](#)
- [Diagnostic Testing EUA](#)
- [Handouts and Posters](#)
- [Healthcare Professionals](#)
- [Interactive Map and Charts](#)
- [Prevention and Safety Guidance](#)
- [Testing for COVID-19](#)

COVID-19



Keep your distance

Stay at least six feet apart from others in large groups.

[MORE PREVENTION TIPS](#)

[About Us](#)
[Administration](#)
[Board of Health](#)
[County Offices](#)
[Institutional Review](#)
[Jobs](#)
[Locations](#)
[Public Health Laboratory](#)
[RFPs/Grants](#)
[More »](#)

[Intranet](#)
[OHIT+ER Service Center](#)
[Webmail](#)

INFORMATION

[Apps](#)
[Calendar of Events](#)
[Contact Us](#)
[Meetings](#)
[Health Resources](#)
[Hotlines](#)
[Locations](#)
[News](#)
[Newsletter](#)
[Phone Numbers](#)
[Español](#)

I NEED A ...

[Birth Certificate](#)
[Certificate of Need](#)
[Children's Health Insurance](#)
[Complaint Form](#)
[Criminal History Check](#)
[Death Certificate](#)
[Divorce Record](#)
[Food Permit](#)
[Immunization Record](#)
[J-1 Visa](#)
[License Verification](#)
[Marriage Record](#)
[Professional License](#)
[Public Records Request](#)
[Wastewater Application](#)

PUBLICATIONS

[Annual Report](#)

[CON Weekly Reports](#)

[Health Facilities Directory](#)

[Mississippi Morbidity Reports](#)

[Public Health Report](#)

[State Health Plan](#)

[Strategic Plan](#)

[More »](#)

Mississippi State Department of Health • 570 East Woodrow Wilson Dr • Jackson, MS 39216 • 866-HLTHY4U • [Contact and information](#)

