

## Coronavirus Disease 2019 (COVID-19)

*Updated May 23, 2020*



The national Centers for Disease Control and Prevention (CDC) and the Mississippi State Department of Health continue to closely monitor the outbreak of respiratory illnesses caused by the novel (new) coronavirus COVID-19, and are working to limit the spread of cases nationally and in Mississippi. MSDH is actively working with doctors and hospitals to quickly identify cases and respond effectively to limit this outbreak.



**If you are waiting for test results, it is essential to remain at home.** Do not go to work or leave home. Stay in a specific room at home and avoid contact with other family members as much as possible. These steps are important to prevent the possible spread of disease.

► [More important steps for you and your family](#)

## Healthcare Professionals

Guidances and more →

- [MSDH guidances](#)
- [Specimens](#)
- [Lab dropoff](#)
- [CDC guidances](#)
- [MS-HAN Alerts](#)

[ALL HEALTHCARE](#)

## Current Cases and Statistics

County and state data →

- [Total cases and deaths](#)
- [County tables](#)
- [Map and charts](#)
- [Lab testing](#)
- [Recoveries](#)

[ALL STATISTICS](#)

## Prevention, Safety and Testing

Personal and community →

- ▶ [Testing locations](#)
- ▶ [Personal protection](#)
- ▶ [Community prevention](#)
- ▶ [After you get tested](#)
- ▶ [General information](#)

### ALL PREVENTION

Mississippi Coronavirus Hotline (7 days a week, 7 a.m.–11 p.m.): **877-978-6453**  
Hard of hearing? Dial 711 for assistance.

Local COVID-19 testing: [Find COVID-19 testing near you »](#)

## COVID-19 in Mississippi

New Cases and Deaths as of May 22

### NEW CASES

**381**

New COVID-19 positive tests reported to MSDH as of 6 p.m. yesterday

### NEW DEATHS

**20 \***

New COVID-19 related deaths reported to MSDH as of 6 p.m. yesterday

Forrest	1
Humphreys	1
Jones	1
Lauderdale	2
Madison	1
Neshoba	2

Noxubee	2
Oktibbeha	1
Washington	1

\* **8** confirmed COVID-19 related deaths between May 7 and May 16 were identified through death certificate reports. The additional deaths are reported in the following counties:

Hancock	1
Holmes	1
Lauderdale	1
Lincoln	1
Neshoba	1
Pontotoc	1
Union	1
Winston	1

## LTC OUTBREAKS

**108**

Current outbreaks in long-term care facilities. (One or more cases among staff or residents counts as an outbreak.)

**About our case counts:** We currently update our case totals each morning based on test results from the previous day. Outside laboratories also report positive test results to us, which are included in our totals.

County case numbers and deaths may change as investigation finds new or additional information.

## Cases and Deaths by County

Totals of all reported cases since March 11, including those in long-term care (LTC) facilities.

County	Total Cases	Total Deaths	Total LTC Facility Cases	Total LTC Facility Deaths
Adams	<b>181</b>	15	39	8
Alcorn	<b>15</b>	1	0	0
Amite	<b>50</b>	1	7	1
Attala	<b>270</b>	12	79	12
Benton	<b>14</b>	0	1	0
Bolivar	<b>136</b>	10	17	4
Calhoun	<b>60</b>	4	23	4
Carroll	<b>113</b>	9	45	7
Chickasaw	<b>125</b>	12	34	8

County	Total Cases	Total Deaths	Total LTC Facility Cases	Total LTC Facility Deaths
Choctaw	29	2	0	0
Claiborne	57	1	2	0
Clarke	124	16	17	7
Clay	96	3	0	0
Coahoma	96	3	0	0
Copiah	273	4	0	0
Covington	127	1	1	0
Desoto	458	6	15	2
Forrest	478	33	84	23
Franklin	25	2	2	1
George	19	1	0	0
Greene	7	1	0	0
Grenada	72	2	14	2
Hancock	84	11	7	3
Harrison	231	6	2	1
Hinds	877	24	78	13
Holmes	359	23	76	11
Humphreys	52	7	16	5
Issaquena	0	0	0	0
Itawamba	82	7	34	6
Jackson	296	13	39	4
Jasper	135	3	1	0
Jefferson	40	0	0	0
Jefferson Davis	70	2	3	1
Jones	435	13	53	5
Kemper	118	10	27	6
Lafayette	118	3	37	0
Lamar	218	4	4	2
Lauderdale	670	54	163	34
Lawrence	86	1	1	0
Leake	382	8	1	0
Lee	101	5	9	1
Leflore	240	25	54	12
Lincoln	238	20	81	16

County	Total Cases	Total Deaths	Total LTC Facility Cases	Total LTC Facility Deaths
Lowndes	158	7	18	4
Madison	639	21	89	12
Marion	104	8	14	2
Marshall	69	3	2	0
Monroe	241	24	92	21
Montgomery	78	1	0	0
Neshoba	511	30	64	16
Newton	221	3	3	0
Noxubee	157	6	14	3
Oktibbeha	128	10	33	7
Panola	61	2	0	0
Pearl River	203	27	44	9
Perry	43	2	0	0
Pike	194	11	14	6
Pontotoc	26	3	3	1
Prentiss	37	3	22	3
Quitman	23	0	0	0
Rankin	336	6	5	0
Scott	587	10	13	2
Sharkey	7	0	0	0
Simpson	83	0	4	0
Smith	126	10	30	7
Stone	30	0	0	0
Sunflower	77	3	0	0
Tallahatchie	23	1	0	0
Tate	58	1	2	0
Tippah	69	11	0	0
Tishomingo	23	0	1	0
Tunica	48	2	12	2
Union	70	5	20	4
Walthall	51	0	0	0
Warren	148	6	35	4
Washington	151	5	7	1
Wayne	76	0	2	0

County	Total Cases	Total Deaths	Total LTC Facility Cases	Total LTC Facility Deaths
Webster	27	1	0	0
Wilkinson	81	9	5	2
Winston	98	1	0	0
Yalobusha	82	4	24	4
Yazoo	204	2	8	0
<b>Total</b>	<b>13,005</b>	<b>616</b>	<b>1,646</b>	<b>309</b>

## Long-Term Care Facility Cases and Deaths by Race

Long-term care (LTC) facilities like nursing homes are considered high risk locations because their residents are older or in poor health. Even one case of COVID-19 in these facilities among residents or employees is considered an outbreak. We investigate residents, staff and close contacts of infected individuals for possible exposure. (Long-term care facilities include nursing homes, intermediate care facilities for individuals with intellectual disabilities, personal care homes, assisted living facilities, long-term acute care facilities, and psychiatric or chemical dependency residential treatment centers.)

► [View a table by county of Mississippi COVID-19 cases in long-term care facilities](#) PDF

## Mississippi Cases and Deaths Tables

- [Mississippi COVID-19 cases by county, race and ethnicity](#) PDF
- [Mississippi COVID-19 deaths by county, race and ethnicity](#) PDF
- [Mississippi counties ranked by weekly cases and incidence](#)

---

## Mississippi COVID-19 Map and Charts

### Data Overviews as of May 22

Our state case map and other data charts are also available in interactive form.

- [View interactive map](#)
- [View interactive epidemiological trend and syndromic surveillance](#)
- [View interactive hospitalization chart](#)

The charts below are based on available data at the time of publication. Charts do **not** include cases where insufficient details of the case are known.

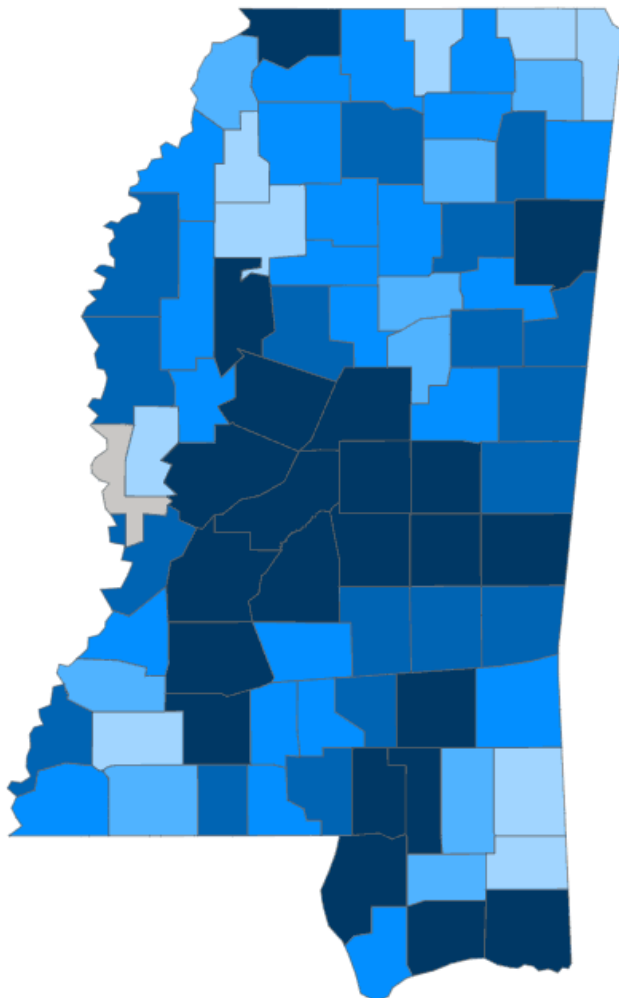
# Mississippi COVID-19

## Cases and Deaths by Race with Ethnicity

as of 6 pm CT, May 22, 2020

Total Cases

# 13,005



1 to 25 26 to 50 51 to 100 101 to 200 >200

	American Indian or Alaska Native	Asian	Black	White	Other	Unknown
Non Hispanic	153	46	6469	3418	136	20
Hispanic	4	1	22	166	508	14
Unknown Ethnicity	330	5	506	379	370	458

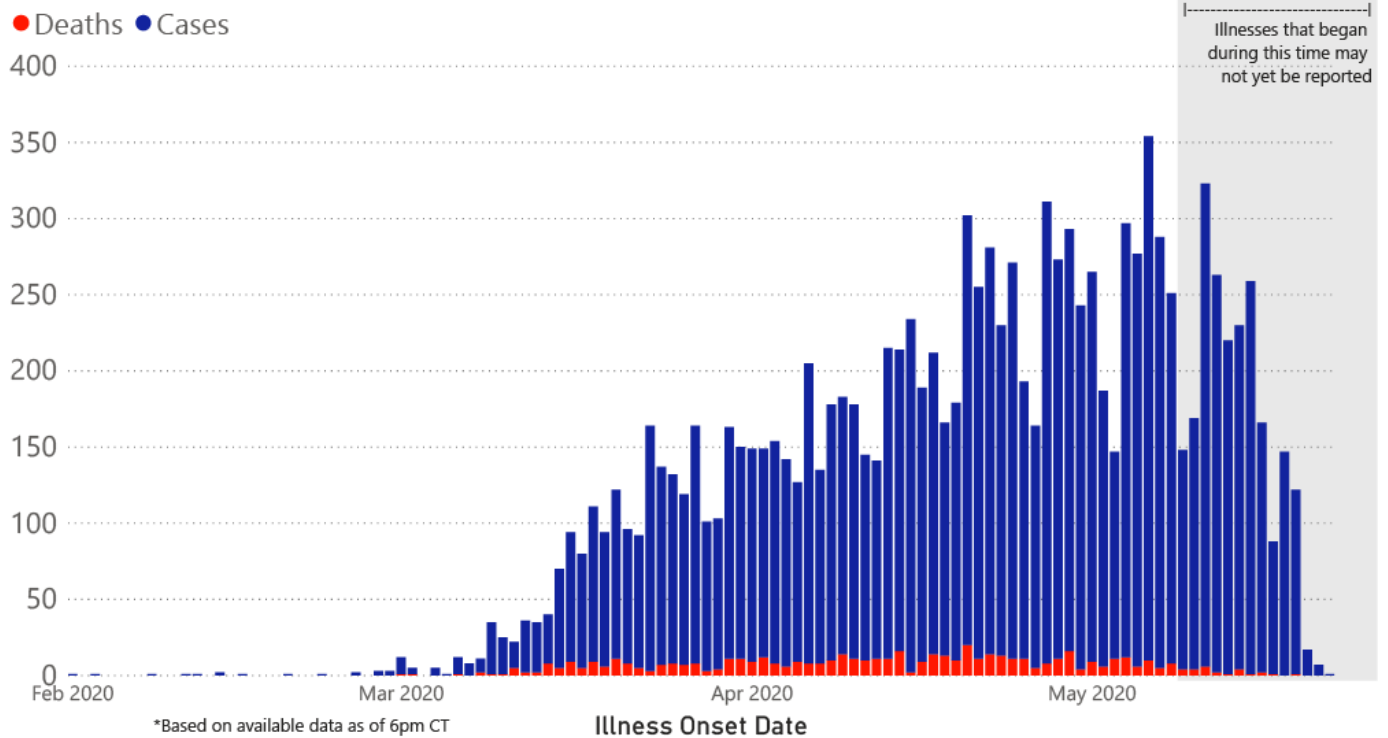
Total Deaths

# 616

	American Indian or Alaska Native	Asian	Black	White	Other	Unknown
Non Hispanic	18	0	315	256	0	0
Hispanic	1	0	0	3	4	0
Unknown Ethnicity	2	0	6	10	1	0

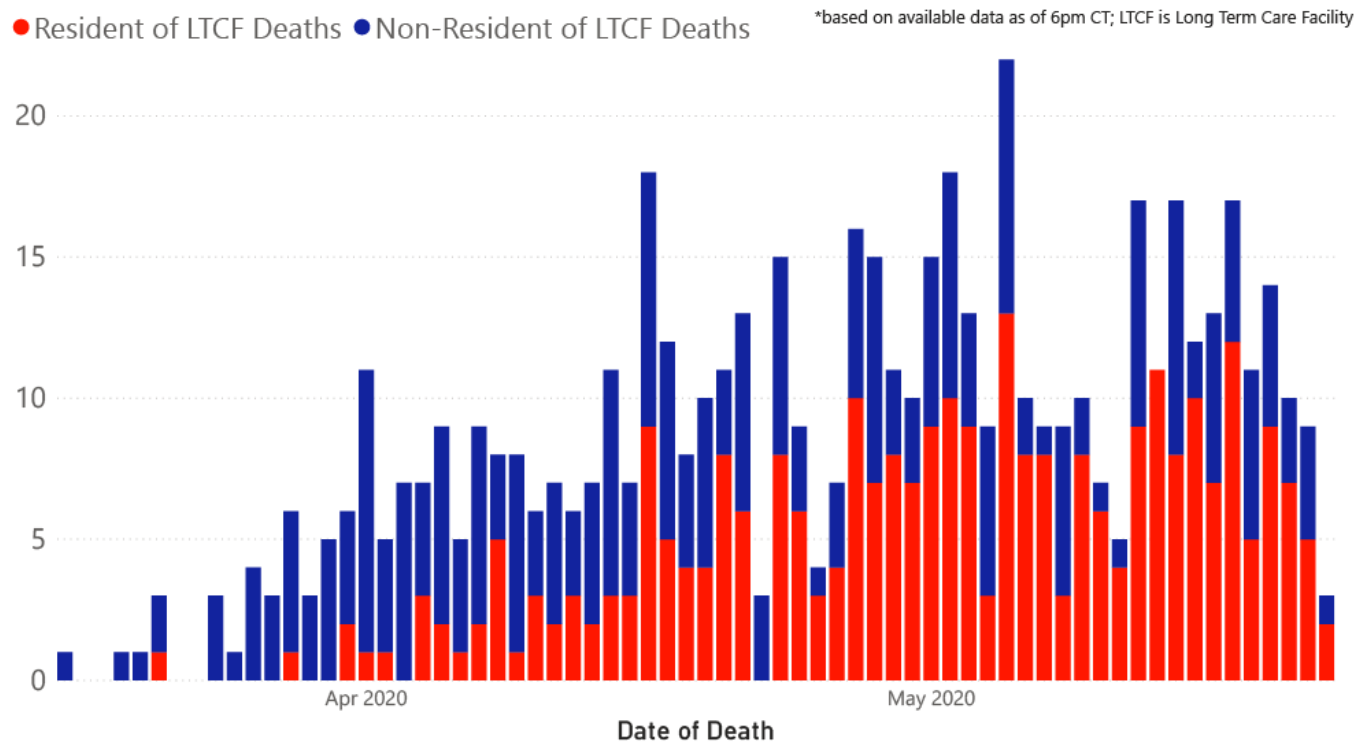
**Note:** In our charts by race, "Other" includes American Indian and Asian.

## COVID-19 Cases and Deaths by Date of Illness Onset through May 22, 2020\*, Mississippi



**Note:** Values up to two weeks in the past on the Date of Illness Onset chart above can change as we update it with new information from disease investigation.

## COVID-19 LTCF and Non-LTCF Deaths by Date of Death through May 22, 2020\*, Mississippi

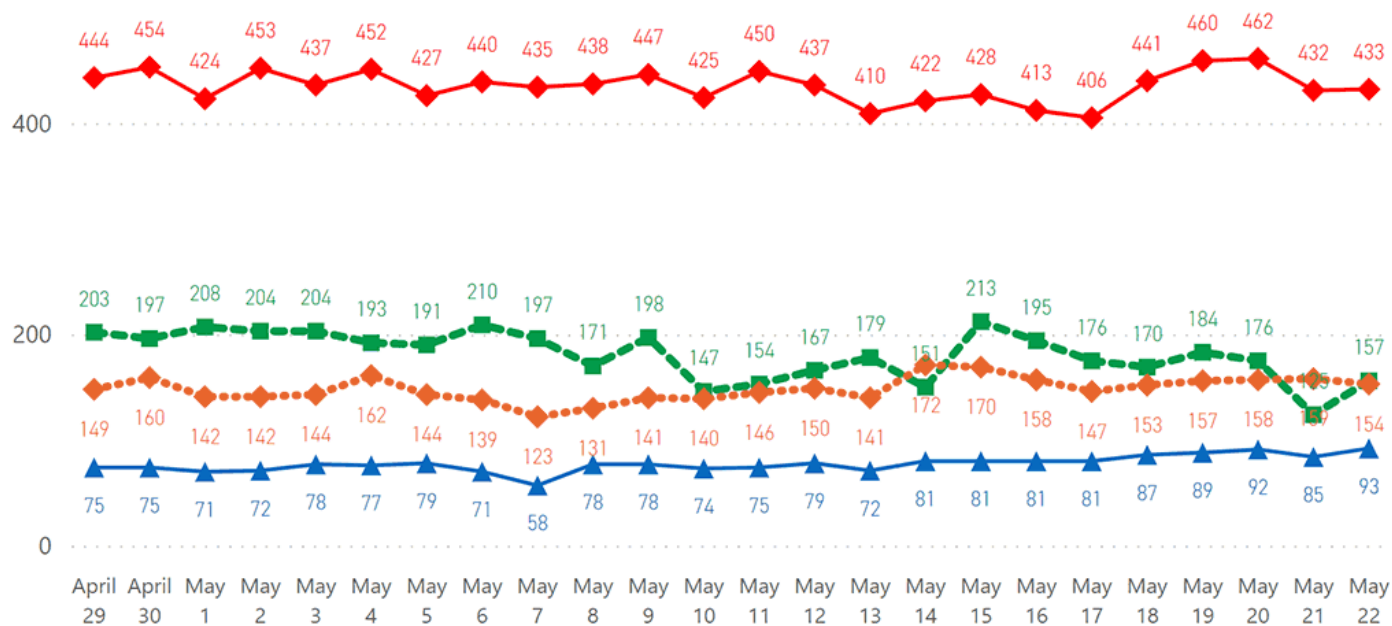




## COVID-19 Hospitalizations Reported by Mississippi Hospitals\*

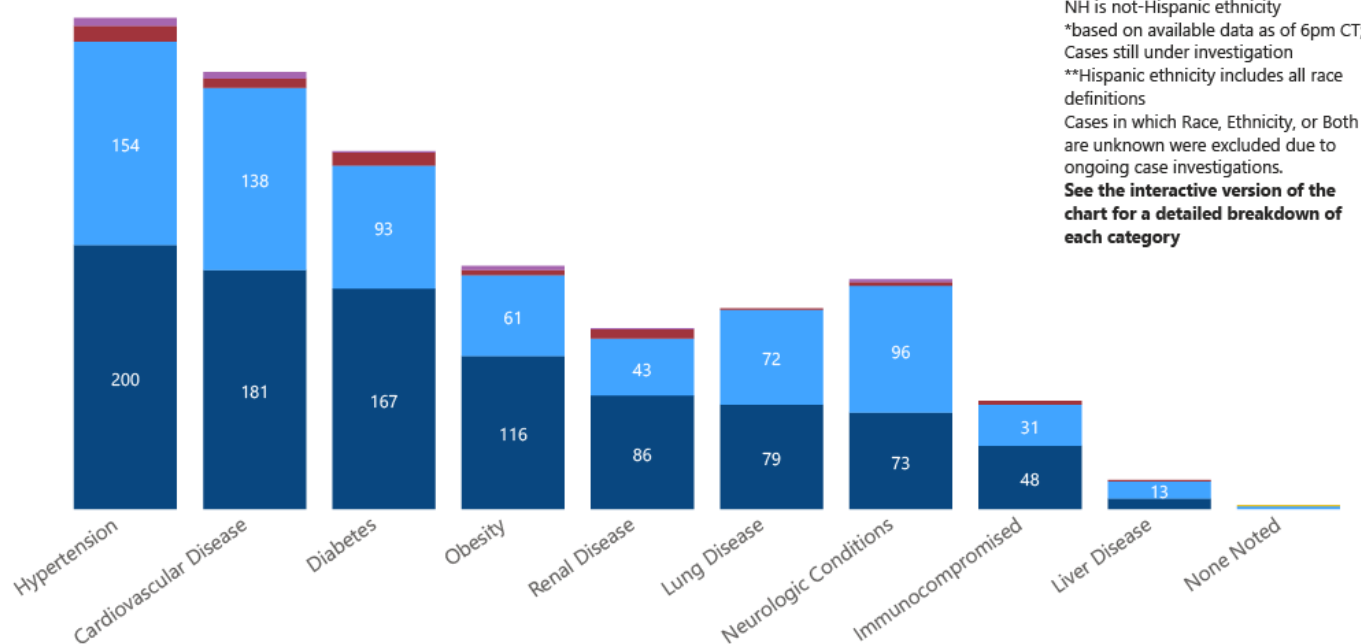
— Patients with Confirmed Infection — Patients with Suspected Infection - - Patients in an ICU — Patients on Ventilators

\*Patients in ICU and on ventilators are COVID-19 confirmed.

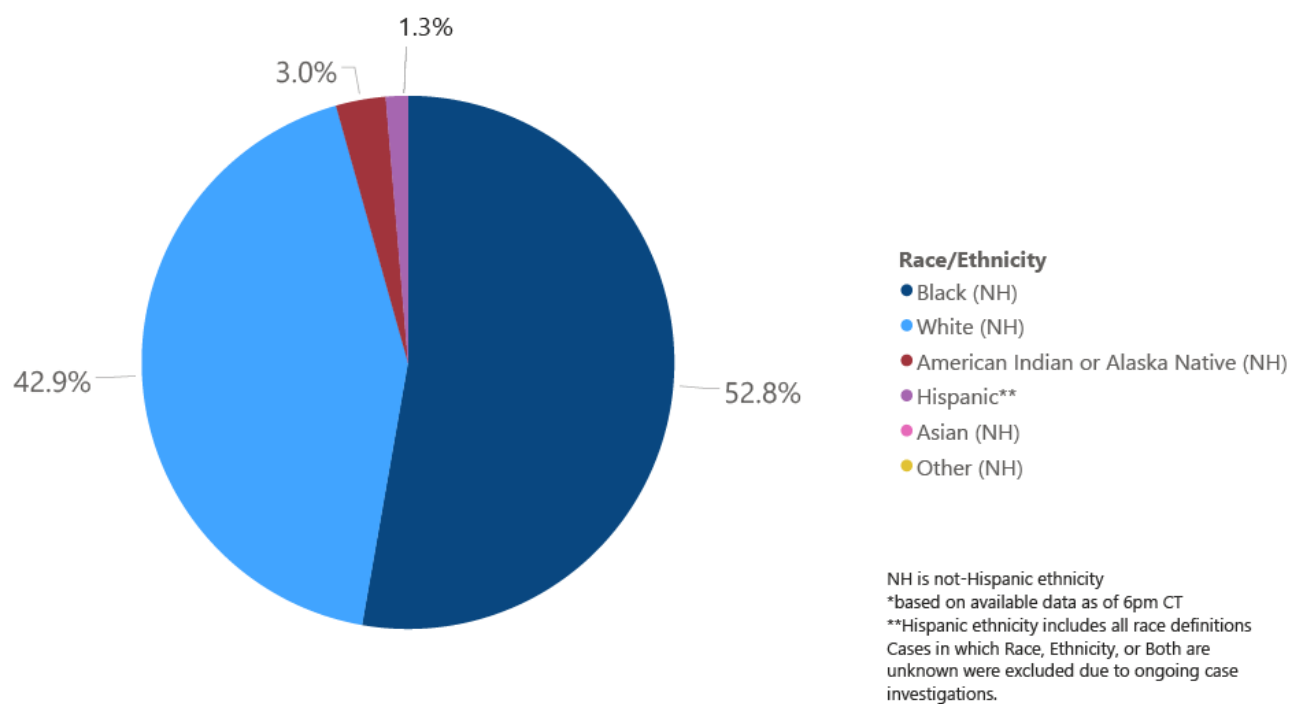


## COVID-19 Underlying Conditions in Deaths by Race/Ethnicity through May 22, 2020\*, Mississippi

**Race/Ethnicity** ● Black (NH) ● White (NH) ● American Indian or Alaska Native (NH) ● Hispanic\*\* ● Asian (NH) ● Other (NH)

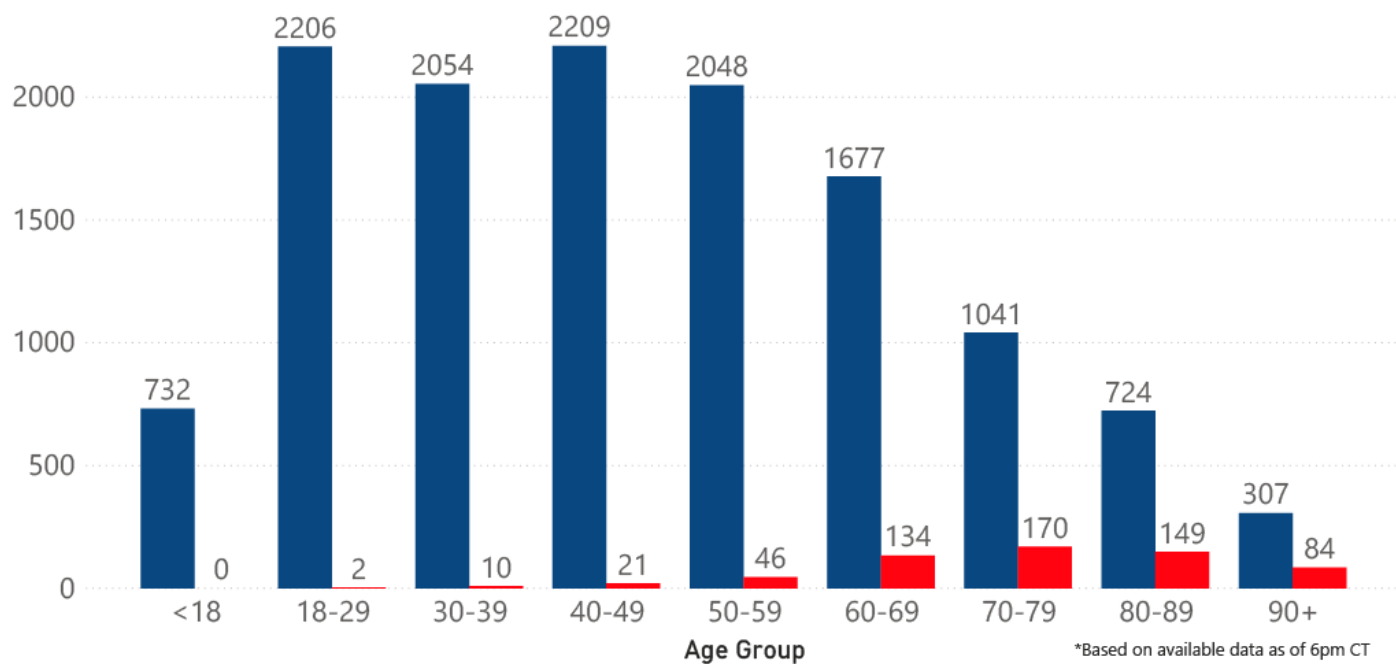


## COVID-19 Deaths by Race/Ethnicity through May 22, 2020\*, Mississippi

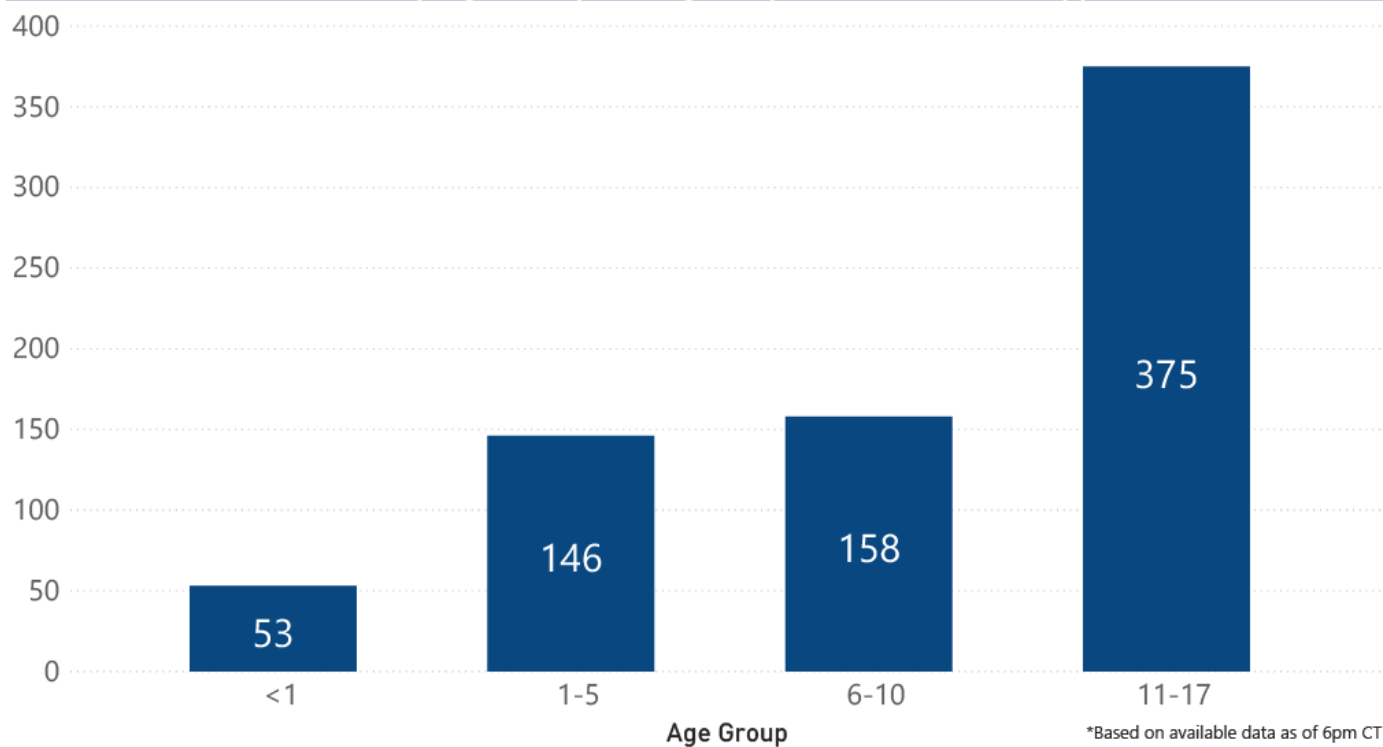


## COVID-19 Cases and Deaths by Age Group through May 22, 2020\*, Mississippi

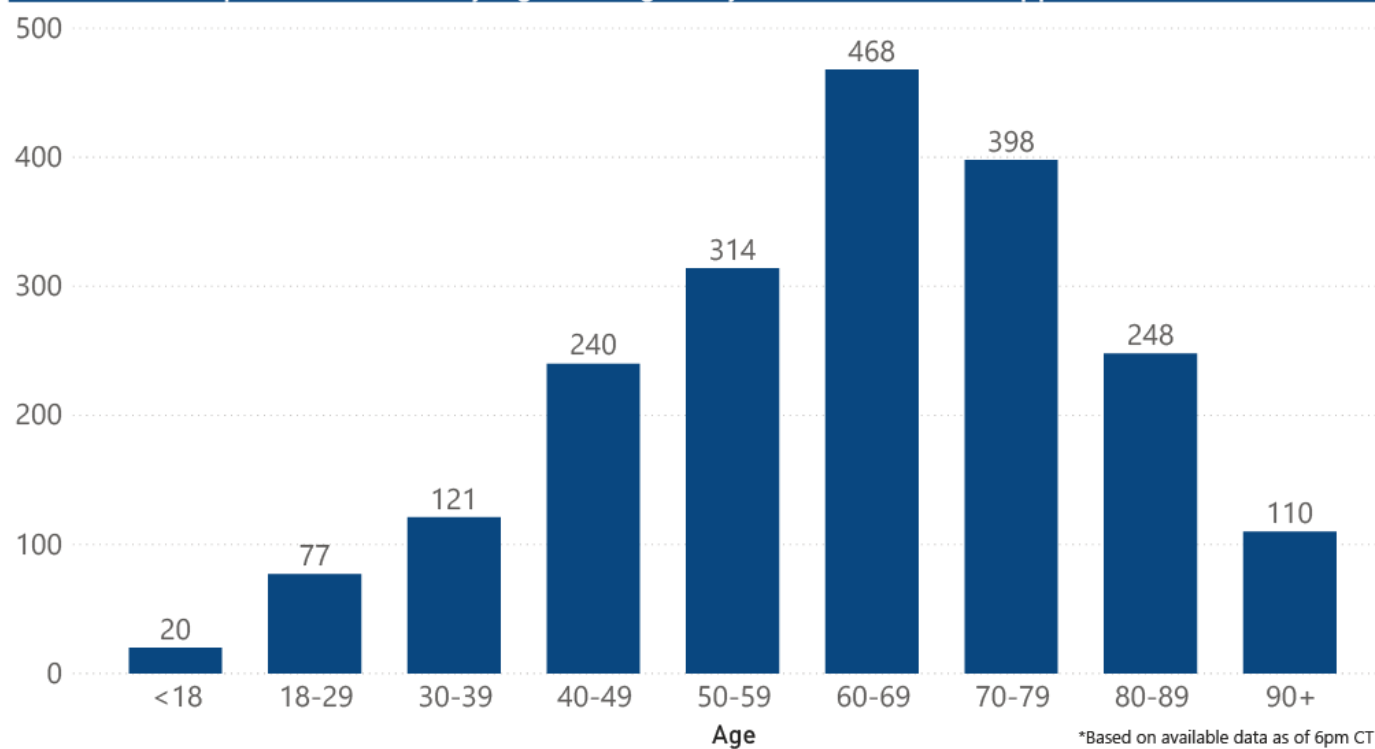
● Cases ● Deaths



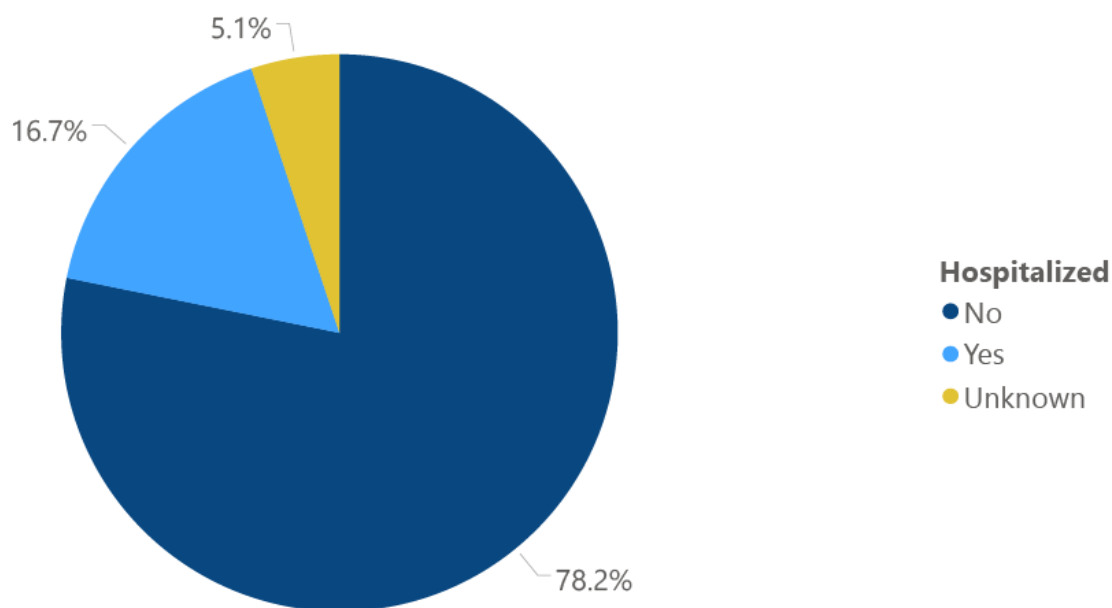
### COVID-19 Pediatric Cases by Age Group through May 22, 2020\*, Mississippi



### COVID-19 Hospitalized Cases by Age through May 22, 2020\*, Mississippi



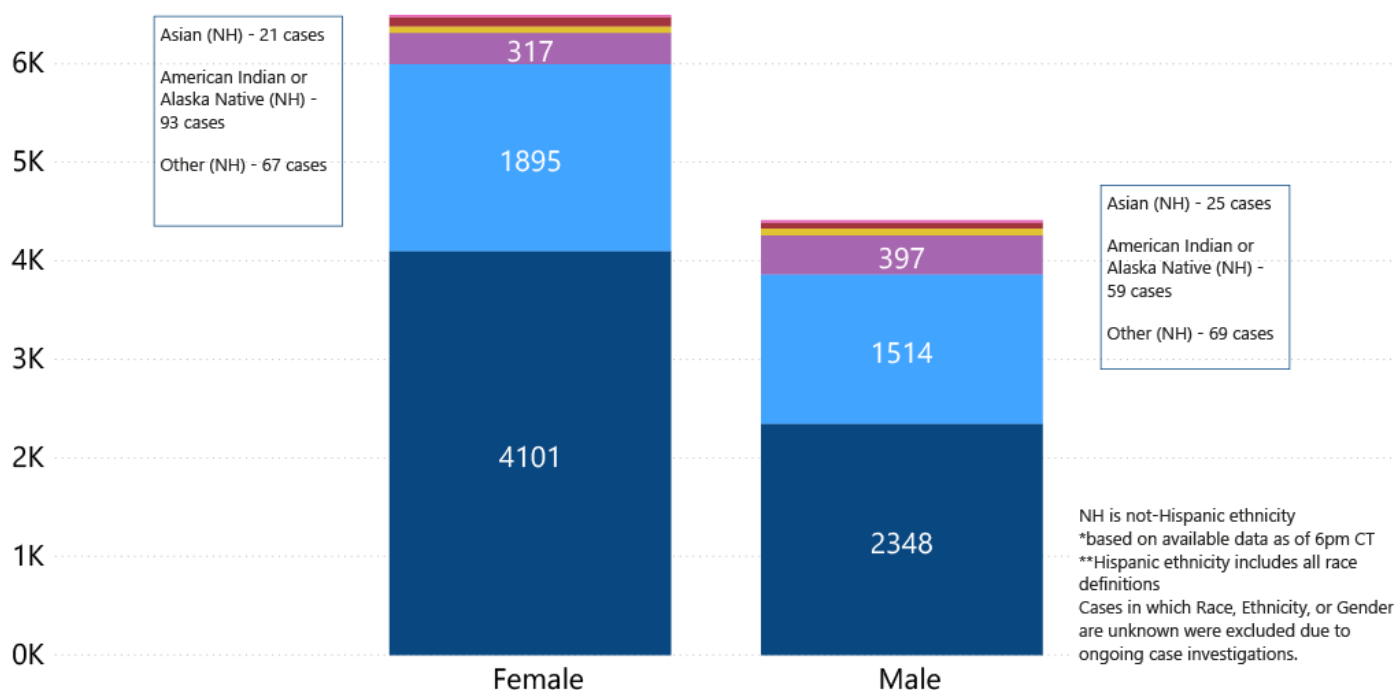
## COVID-19 Cumulative Hospitalizations-Investigated Cases May 22, 2020 \*



\* N=11,946, 1,059 cases excluded due to ongoing investigations, based on available data as of 6 pm CT

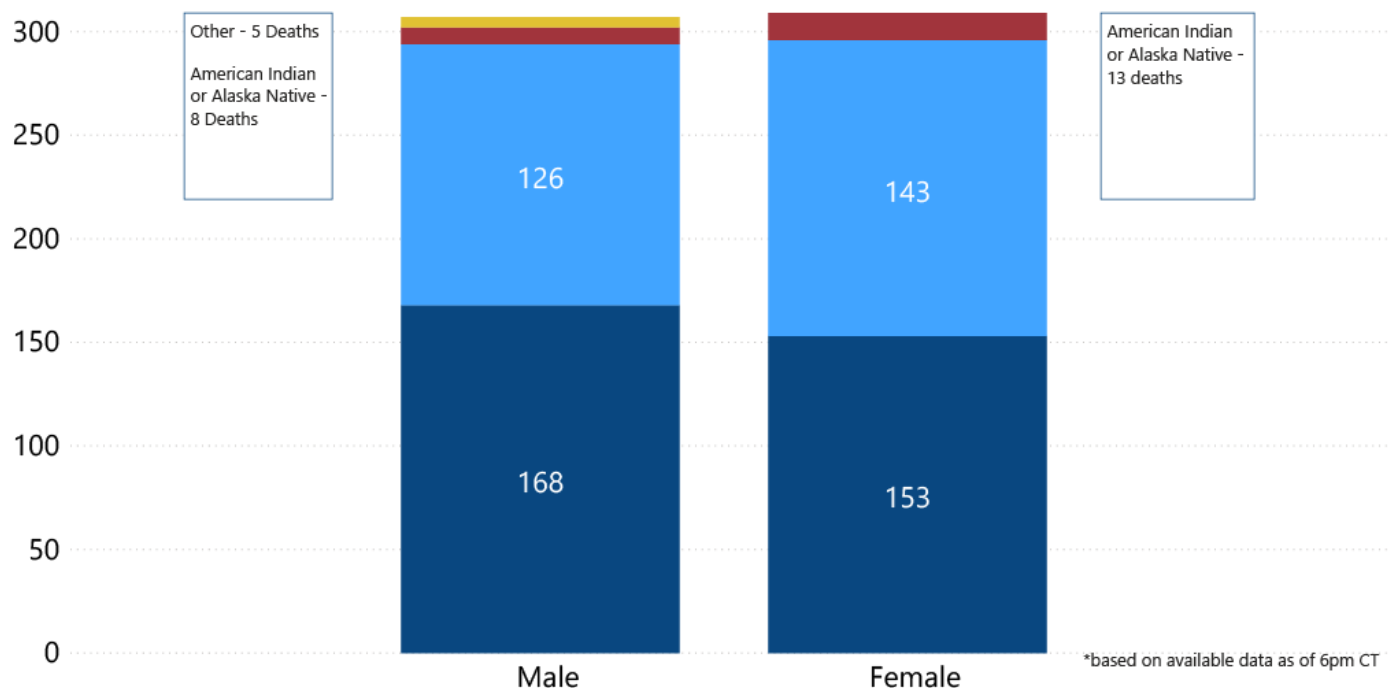
## COVID-19 Cases by Race/Ethnicity and Gender through May 22, 2020\*, Mississippi

**Race/Ethnicity** ● Black (NH) ● White (NH) ● Hispanic\*\* ● Other (NH) ● American Indian or Alaska Native (NH) ● Asian (NH)

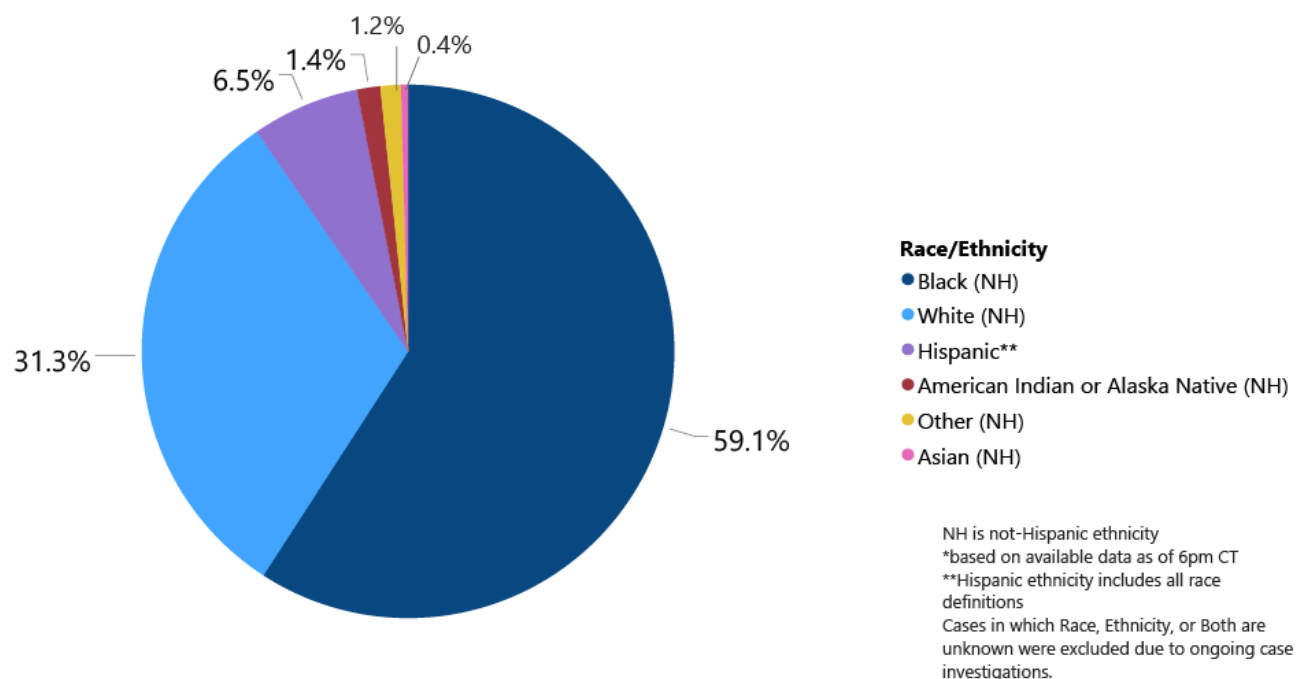


## COVID-19 Deaths by Race and Gender through May 22, 2020\*, Mississippi

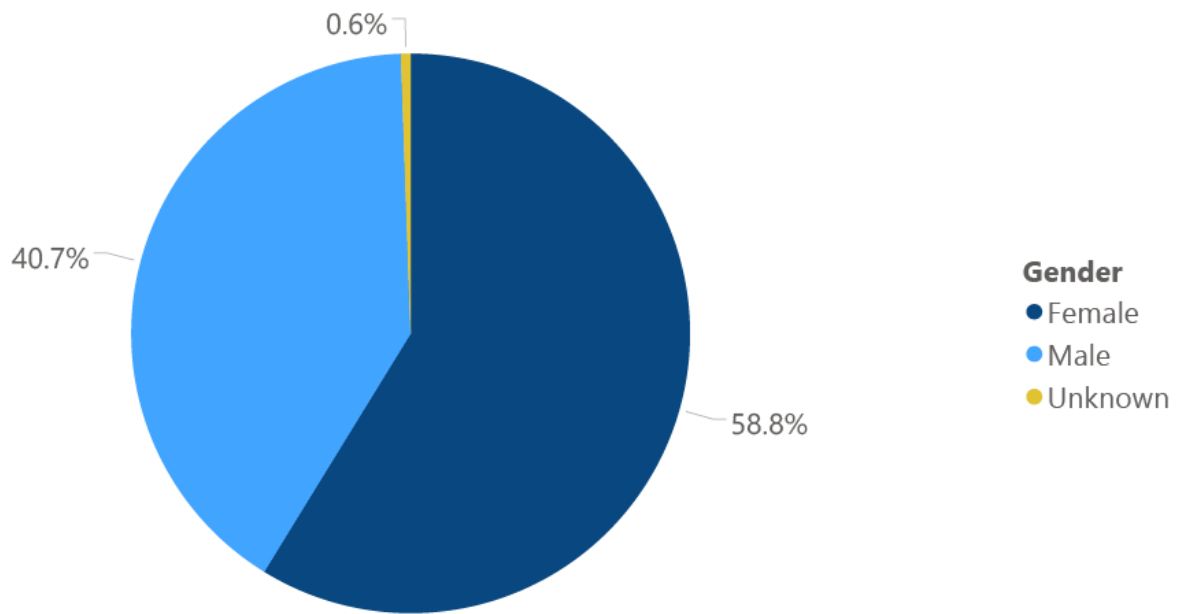
**Race** ● Black ● White ● American Indian or Alaska Native ● Other ● Asian



## COVID-19 Cases by Race/Ethnicity through May 22, 2020\*, Mississippi



## COVID-19 Cases by Gender through May 22, 2020\*, Mississippi



\*Based on available data as of 6pm CT

### Weekly High Case and High Incidence Counties

These weekly tables count cases based on the date of testing, not the date the test result was reported, and count only those cases where the date of testing is known.

They rank counties by weekly cases, and by incidence (cases proportional to population). A separate table ranking all counties is also available. **All tables updated weekly.**

► [Full tables of counties ranked by weekly incidence and cases](#) PDF

### COVID-19 High Case MS Counties Over 1 Week Period (May 11 - May 17, 2020\*)

County	Cases (May 11-May 17)	Cases per 100,000 (May 11-May 17)	Cases to Date	Cases per 100,000 Total	Percent Change
FORREST	93	123.9	442	589.1	27%
NESHOBA	73	250.6	424	1455.8	21%
HINDS	67	28.3	772	325.6	10%
HOLMES	64	363.2	298	1691.1	27%
LAUDERDALE	62	82.3	589	782.0	12%
JONES	58	84.7	342	499.6	20%
MADISON	44	41.7	543	514.1	9%
ATTALA	34	185.1	248	1350.4	16%
DESOTO	33	18.1	391	214.8	9%
LOWNDES	32	54.3	126	213.8	34%
YALOBUSHA	31	250.2	73	589.1	74%
NEWTON	29	135.2	192	895.4	18%

\*based on available data as of 6pm CT  
 Cases based on test date. Cases without test date excluded due to ongoing investigations.  
 Table will be updated weekly.

### COVID-19 High Incidence MS Counties Over 1 Week Period (May 11-May 17, 2020\*)

County	Cases (May 11-May 17)	Cases per 100,000 (May 11-May 17)	Cases to Date	Cases per 100,000 Total	Percent Change
HOLMES	64	363.2	298	1691.1	27%
NESHOBA	73	250.6	424	1455.8	21%
YALOBUSHA	31	250.2	73	589.1	74%
NOXUBEE	23	218.3	140	1328.9	20%
ATTALA	34	185.1	248	1350.4	16%
NEWTON	29	135.2	192	895.4	18%
FORREST	93	123.9	442	589.1	27%
LEAKE	25	109.8	361	1585.9	7%
CHICKASAW	16	93.2	116	675.6	16%
SCOTT	25	88.4	532	1880.7	5%
JONES	58	84.7	342	499.6	20%
LAUDERDALE	62	82.3	589	782.0	12%

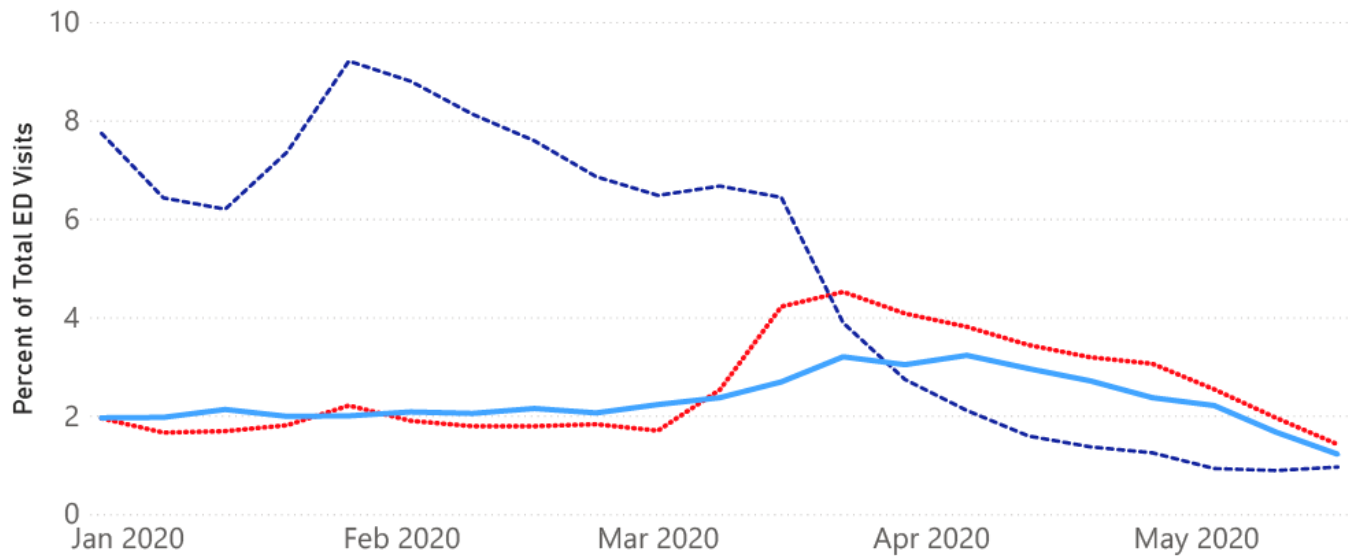
\*based on available data as of 6pm CT  
 Cases based on test date. Cases without test date excluded due to ongoing investigations.  
 Table will be updated weekly.

## Syndromic Surveillance

Emergency department visits by those with symptoms characteristic of COVID-19, influenza and pneumonia, updated weekly.

## Percentage of Emergency Department visits for CLI, ILI, and Pneumonia Cases Weekly Statewide Summary, December 29, 2019 - May 17, 2020

..... COVID-19-Like Illness (CLI)    - - - Influenza-Like Illness (ILI)    — Pneumonia



\*The graph represents syndromic surveillance data from emergency department visits, reported electronically by hospitals throughout the state, that are consistent with COVID-19-Like Illness (CLI), Influenza-Like Illness (ILI), and Pneumonia. Based on available data as of 6pm CT. Graph will be updated weekly.

## Estimated Recoveries

Presumed COVID-19 cases recovered, estimated weekly (does not include cases still under investigation).

### COVID-19 Presumed Recovered Cases through May 17, 2020, Mississippi

**7,681**  
Presumed Recovered\*

\*Reflects Provisional Estimates. Presumed Recovered if:

- 1) It has been 14 days or more since the case tested positive, if they were not hospitalized
- 2) It has been 21 days or more since the case tested positive, if they were hospitalized or hospitalization was unknown.

All deaths excluded. Presumed recovered counts will be updated weekly.

## U.S. and World Cases



- ▶ [COVID-19 cases in the United States \(CDC\)](#)
- ▶ [U.S. COVID-19 Tracker \(CDC\)](#)
- ▶ [COVID-19 Global Case Map \(Johns Hopkins University\)](#)

---

## COVID-19 Testing

### Statewide Combined Testing as of May 22

COVID-19 testing providers around the state include commercial laboratories as well as hospital labs. Combined with testing done by the MSDH Public Health Laboratory, the figures provide a complete picture of all Mississippi testing. We will update these figures as data becomes available.

Total tests by the MSDH Public Health Laboratory	22,427
Total tests by other providers	120,606
Total tests for COVID-19 statewide	<b>143,033</b>

### MSDH Individuals Tested as of May 22

MSDH Public Health Laboratory (MPHL) testing totals as of 6 p.m. These totals are for tests performed at the MPHL only.

- Total individuals tested by the MPHL: **21,220**
- Total positive individuals from MPHL tests: **2,379**

### Getting Tested for COVID-19

The MSDH Public Health Laboratory, its partners, and private providers are testing statewide for COVID-19.

Anyone with symptoms of fever, severe cough or severe chest pains – especially those who are older or in poor health – should make arrangements for testing with their doctor or one of the many healthcare providers now performing testing. Healthcare providers can assess your health history and symptoms, and perform testing for COVID-19 as needed. MSDH is also helping conduct free drive-up testing sites in many parts of the state. **Always call ahead to the testing provider for instructions on safely being examined before you visit for your test.**

- ▶ [Find a COVID-19 testing provider near you](#)

- ▶ [Video: A tour through COVID-19 testing at the MSDH Public Health Lab](#)

---

## What MSDH Is Doing

The Mississippi State Department of Health is aggressively responding to the rapidly evolving COVID-19 situation. With other

state agencies, it has activated emergency operations in order to slow the spread of COVID-19 in Mississippi.

Other steps that MSDH is taking include:

- **Surveillance:** Increasing surveillance (monitoring) activities to identify cases of COVID-19 as quickly as possible and to limit person-to-person transmission.
- **Testing:** Making COVID-19 testing available for healthcare providers through the MSDH Public Health Laboratory.
- **Planning:** Working directly with hospitals and healthcare providers across the state to plan for possible cases of COVID-19, preparing them to identify and safely treat cases.
- **Readiness:** Assessing statewide hospital capacities, ensuring the capacity of the MSDH Public Health Laboratory for COVID-19 testing, and informing all Mississippi healthcare providers about procedures for identifying and testing for coronavirus cases.
- **Information:** Providing guidance to business, education and other entities on how to respond to the possible spread of COVID-19 in the community.

---

## Prevention and Preparation for Individuals and the Community

► [Preventive steps to take, recommendations, guidances and general information on COVID-19](#)

Get health alerts and our free newsletter by e-mail:



Last reviewed on Mar 5,  
2020

[error on this](#)

[email page](#)

[print](#)

### *Related resources*


► [Local COVID-19 Testing Providers](#)

► [COVID-19 Guidance and Prevention for Individuals and the Community](#)

Updated May 19, 2020

### *More topics*

- [\[ Espanol, Tieng Viet, ASL \]](#)
- [Diagnostic Testing EUA](#)
- [Handouts and Posters](#)
- [Healthcare Professionals](#)
- [Interactive Map and Charts](#)
- [Prevention and Safety Guidance](#)
- [Testing for COVID-19](#)



Find us on Twitter:

@msdh

[CHECK US OUT >](#)

[About Us](#)  
[Administration](#)  
[Board of Health](#)  
[County Offices](#)  
[Institutional Review](#)  
[Jobs](#)  
[Locations](#)  
[Public Health Laboratory](#)  
[RFPs/Grants](#)  
[More »](#)

---

[Intranet](#)  
[OHIT+ER Service Center](#)  
[Webmail](#)

#### **INFORMATION**

---

[Apps](#)  
[Calendar of Events](#)  
[Contact Us](#)  
[Meetings](#)  
[Health Resources](#)  
[Hotlines](#)  
[Locations](#)  
[News](#)  
[Newsletter](#)  
[Phone Numbers](#)  
[Español](#)

#### **I NEED A ...**

---

[Birth Certificate](#)  
[Certificate of Need](#)  
[Children's Health Insurance](#)  
[Complaint Form](#)  
[Criminal History Check](#)  
[Death Certificate](#)  
[Divorce Record](#)  
[Food Permit](#)  
[Immunization Record](#)  
[J-1 Visa](#)  
[License Verification](#)  
[Marriage Record](#)  
[Professional License](#)  
[Public Records Request](#)  
[Wastewater Application](#)

## PUBLICATIONS

[Annual Report](#)

[CON Weekly Reports](#)

[Health Facilities Directory](#)

[Mississippi Morbidity Reports](#)

[Public Health Report](#)

[State Health Plan](#)

[Strategic Plan](#)

[More »](#)

Mississippi State Department of Health • 570 East Woodrow Wilson Dr • Jackson, MS 39216 • 866-HLTHY4U • [Contact and information](#)

