

Coronavirus Disease 2019 (COVID-19)

Updated May 25, 2020



The national Centers for Disease Control and Prevention (CDC) and the Mississippi State Department of Health continue to closely monitor the outbreak of respiratory illnesses caused by the novel (new) coronavirus COVID-19, and are working to limit the spread of cases nationally and in Mississippi. MSDH is actively working with doctors and hospitals to quickly identify cases and respond effectively to limit this outbreak.



If you are waiting for test results, it is essential to remain at home. Do not go to work or leave home. Stay in a specific room at home and avoid contact with other family members as much as possible. These steps are important to prevent the possible spread of disease.

► [More important steps for you and your family](#)

Healthcare Professionals

Guidances and more →

- [MSDH guidances](#)
- [Specimens](#)
- [Lab dropoff](#)
- [CDC guidances](#)
- [MS-HAN Alerts](#)

[ALL HEALTHCARE](#)

Current Cases and Statistics

County and state data →

- [Total cases and deaths](#)
- [County tables](#)
- [Map and charts](#)
- [Lab testing](#)
- [Recoveries](#)

[ALL STATISTICS](#)

Prevention, Safety and Testing

Personal and community →

- ▶ [Testing locations](#)
- ▶ [Personal protection](#)
- ▶ [Community prevention](#)
- ▶ [After you get tested](#)
- ▶ [General information](#)

ALL PREVENTION

Mississippi Coronavirus Hotline (7 days a week, 7 a.m.–11 p.m.): **877-978-6453**
Hard of hearing? Dial 711 for assistance.

Local COVID-19 testing: [Find COVID-19 testing near you »](#)

COVID-19 in Mississippi

New Cases and Deaths as of May 24

NEW CASES

206

New COVID-19 positive tests reported to MSDH as of 6 p.m. yesterday

NEW DEATHS

10

New COVID-19 related deaths reported to MSDH as of 6 p.m. yesterday

Bolivar	1
Claiborne	1
Forrest	1
Jones	2
Lamar	1
Lauderdale	1
Leflore	1

Warren	1
Yalobusha	1

LTC OUTBREAKS

118

Current outbreaks in long-term care facilities. (One or more cases among staff or residents counts as an outbreak.)

About our case counts: We currently update our case totals each morning based on test results from the previous day. Outside laboratories also report positive test results to us, which are included in our totals.

County case numbers and deaths may change as investigation finds new or additional information.

Cases and Deaths by County

Totals of all reported cases since March 11, including those in long-term care (LTC) facilities.

County	Total Cases	Total Deaths	Total LTC Facility Cases	Total LTC Facility Deaths
Adams	188	15	39	8
Alcorn	14	1	0	0
Amite	52	1	7	1
Attala	273	14	79	13
Benton	15	0	1	0
Bolivar	141	11	17	4
Calhoun	60	4	23	4
Carroll	113	10	45	8
Chickasaw	127	12	34	8
Choctaw	32	2	0	0
Claiborne	58	2	2	1
Clarke	131	16	17	7
Clay	99	3	0	0
Coahoma	106	3	0	0
Copiah	284	4	0	0
Covington	131	1	1	0
Desoto	474	6	15	2
Forrest	486	35	86	24
Franklin	25	2	2	1

County	Total Cases	Total Deaths	Total LTC Facility Cases	Total LTC Facility Deaths
George	20	1	0	0
Greene	7	1	0	0
Grenada	75	2	14	2
Hancock	88	11	9	3
Harrison	237	6	3	1
Hinds	898	24	78	13
Holmes	369	23	77	11
Humphreys	53	7	16	5
Issaquena	0	0	0	0
Itawamba	85	7	35	6
Jackson	296	13	40	4
Jasper	145	3	1	0
Jefferson	40	0	0	0
Jefferson Davis	71	2	3	1
Jones	492	15	54	7
Kemper	127	10	29	6
Lafayette	124	3	37	0
Lamar	220	5	5	2
Lauderdale	680	56	181	37
Lawrence	94	1	1	0
Leake	388	10	1	0
Lee	108	5	12	1
Leflore	241	26	74	13
Lincoln	245	20	81	16
Lowndes	164	7	18	4
Madison	653	21	89	12
Marion	110	8	14	2
Marshall	71	3	2	0
Monroe	246	24	92	21
Montgomery	80	1	0	0
Neshoba	514	31	65	17
Newton	227	3	3	0
Noxubee	165	6	14	3
Oktibbeha	139	10	36	7

County	Total Cases	Total Deaths	Total LTC Facility Cases	Total LTC Facility Deaths
Panola	62	2	0	0
Pearl River	205	27	44	9
Perry	49	2	0	0
Pike	200	11	14	6
Pontotoc	26	3	3	1
Prentiss	39	3	22	3
Quitman	24	0	0	0
Rankin	356	6	5	0
Scott	592	10	13	2
Sharkey	7	0	0	0
Simpson	85	0	4	0
Smith	131	10	30	7
Stone	30	0	0	0
Sunflower	79	3	0	0
Tallahatchie	24	1	0	0
Tate	59	1	2	0
Tippah	70	11	0	0
Tishomingo	25	0	1	0
Tunica	48	3	12	2
Union	72	5	20	4
Walthall	49	0	0	0
Warren	154	7	36	5
Washington	153	5	7	1
Wayne	125	0	2	0
Webster	28	1	0	0
Wilkinson	84	9	5	2
Winston	98	1	0	0
Yalobusha	84	5	24	5
Yazoo	219	2	10	0
Total	13,458	635	1,706	322

Long-Term Care Facility Cases and Deaths by Race

Long-term care (LTC) facilities like nursing homes are considered high risk locations because their residents are older or in poor health. Even one case of COVID-19 in these facilities among residents or employees is considered an outbreak. We investigate residents, staff and close contacts of infected individuals for possible exposure. (Long-term care facilities include

nursing homes, intermediate care facilities for individuals with intellectual disabilities, personal care homes, assisted living facilities, long-term acute care facilities, and psychiatric or chemical dependency residential treatment centers.)

- ▶ [View a table by county of Mississippi COVID-19 cases in long-term care facilities](#) PDF

Mississippi Cases and Deaths Tables

- ▶ [Mississippi COVID-19 cases by county, race and ethnicity](#) PDF
- ▶ [Mississippi COVID-19 deaths by county, race and ethnicity](#) PDF
- ▶ [Mississippi counties ranked by weekly cases and incidence](#)

Mississippi COVID-19 Map and Charts

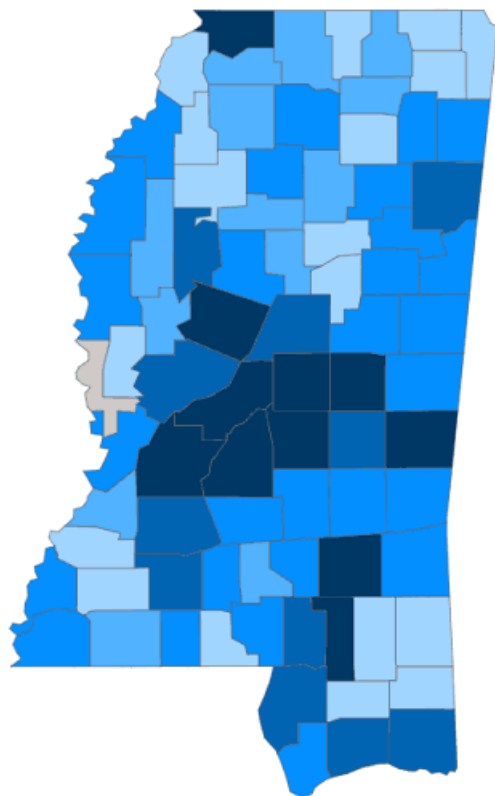
Data Overviews as of May 24

Our state case map and other data charts are also available in interactive form.

- ▶ [View interactive map](#)
- ▶ [View interactive epidemiological trend and syndromic surveillance](#)
- ▶ [View interactive hospitalization chart](#)

The charts below are based on available data at the time of publication. Charts do **not** include cases where insufficient details of the case are known.

Mississippi COVID-19 Cases and Deaths by Race with Ethnicity as of 6 pm CT, May 24, 2020



Total Cases
13,458

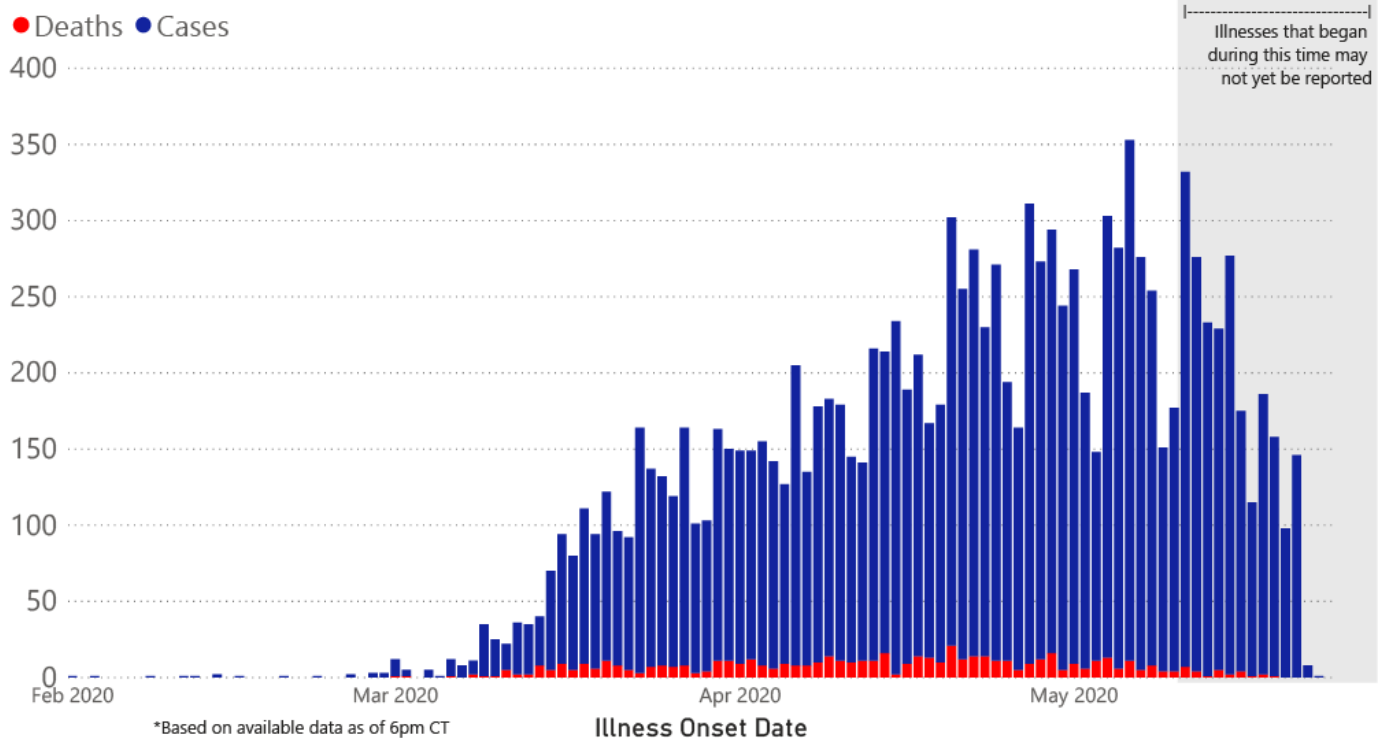
	American Indian or Alaska Native	Asian	Black	White	Other	Unknown
Non Hispanic	160	46	6724	3529	151	21
Hispanic	4	1	24	169	520	15
Unknown Ethnicity	327	5	522	383	381	476

Total Deaths
635

	American Indian or Alaska Native	Asian	Black	White	Other	Unknown
Non Hispanic	19	0	326	262	0	0
Hispanic	1	0	0	3	4	0
Unknown Ethnicity	2	0	6	10	2	0

Note: In our charts by race, "Other" includes American Indian and Asian.

COVID-19 Cases and Deaths by Date of Illness Onset through May 24, 2020*, Mississippi



Note: Values up to two weeks in the past on the Date of Illness Onset chart above can change as we update it with new

COVID-19 LTCF and Non-LTCF Deaths by Date of Death through May 24, 2020*, Mississippi

● Resident of LTCF Deaths ● Non-Resident of LTCF Deaths

*based on available data as of 6pm CT; LTCF is Long Term Care Facility

The chart displays daily COVID-19 death tolls in Mississippi, categorized by whether the deceased was a resident of a Long Term Care Facility (LTCF). The data spans from early April to May 24, 2020. The Y-axis shows the count of deaths, with major gridlines at 0, 5, 10, 15, and 20. The X-axis marks the dates, with labels for 'Apr 2020' and 'May 2020'. Red bars represent deaths of LTCF residents, while blue bars represent deaths of non-residents. The total height of the stacked bars indicates the total daily death toll. A significant peak in total deaths occurred in early May, reaching over 20 deaths per day. Throughout the period, non-resident deaths generally constituted a larger portion of the total toll than resident deaths, especially during the peak period.

Date of Death	Resident of LTCF Deaths	Non-Resident of LTCF Deaths	Total Deaths
Apr 1, 2020	0	1	1
Apr 2, 2020	0	1	1
Apr 3, 2020	1	2	3
Apr 4, 2020	0	3	3
Apr 5, 2020	0	1	1
Apr 6, 2020	0	4	4
Apr 7, 2020	0	3	3
Apr 8, 2020	1	5	6
Apr 9, 2020	3	4	7
Apr 10, 2020	2	10	12
Apr 11, 2020	1	5	6
Apr 12, 2020	1	7	8
Apr 13, 2020	3	4	7
Apr 14, 2020	2	7	9
Apr 15, 2020	1	3	4
Apr 16, 2020	2	7	9
Apr 17, 2020	5	3	8
Apr 18, 2020	1	7	8
Apr 19, 2020	3	4	7
Apr 20, 2020	2	6	8
Apr 21, 2020	3	4	7
Apr 22, 2020	2	6	8
Apr 23, 2020	3	4	7
Apr 24, 2020	2	7	9
Apr 25, 2020	3	8	11
Apr 26, 2020	3	7	10
Apr 27, 2020	5	12	17
Apr 28, 2020	9	8	17
Apr 29, 2020	5	7	12
Apr 30, 2020	4	8	12
May 1, 2020	3	6	9
May 2, 2020	4	8	12
May 3, 2020	6	7	13
May 4, 2020	8	5	13
May 5, 2020	7	14	21
May 6, 2020	4	10	14
May 7, 2020	8	9	17
May 8, 2020	3	6	9
May 9, 2020	8	10	18
May 10, 2020	9	8	17
May 11, 2020	10	7	17
May 12, 2020	13	10	23
May 13, 2020	8	7	15
May 14, 2020	8	9	17
May 15, 2020	3	7	10
May 16, 2020	6	4	10
May 17, 2020	4	3	7
May 18, 2020	9	8	17
May 19, 2020	11	6	17
May 20, 2020	8	10	18
May 21, 2020	7	10	17
May 22, 2020	4	8	12
May 23, 2020	7	11	18
May 24, 2020	5	6	11
May 25, 2020	4	5	9

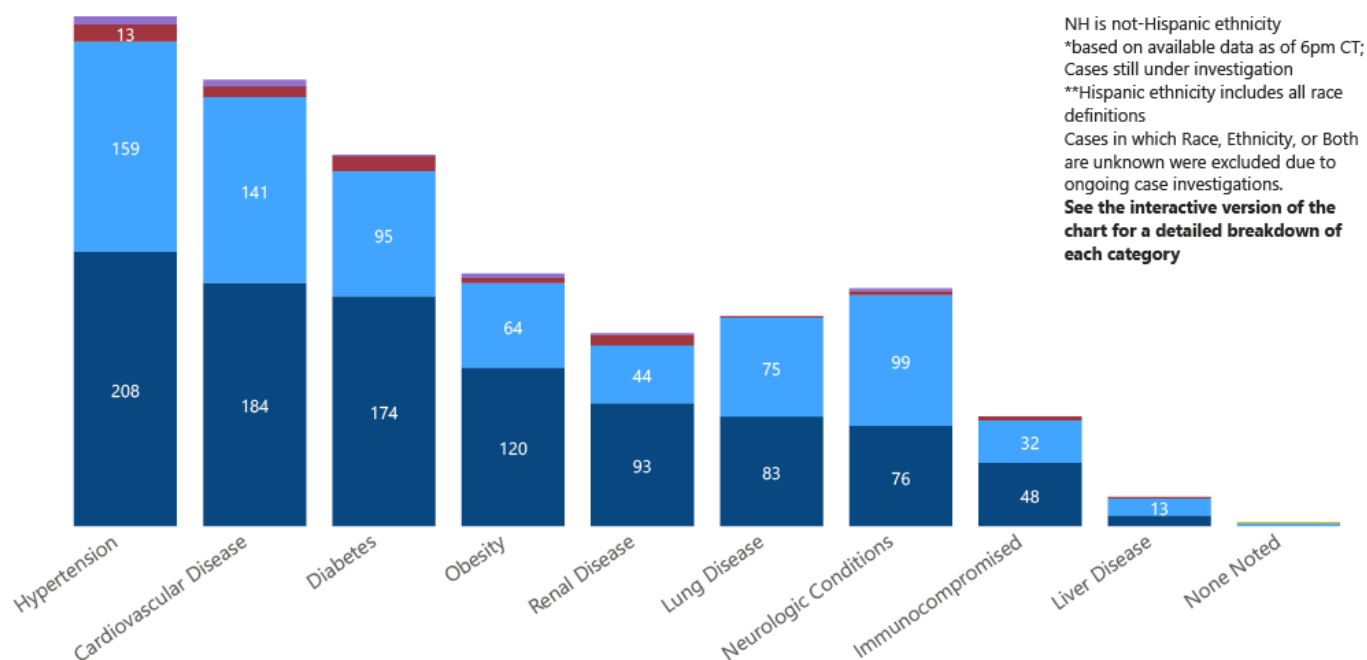
*Patients in ICU and on ventilators are COVID-19 confirmed.

**Data are incomplete for 5/23/2020.

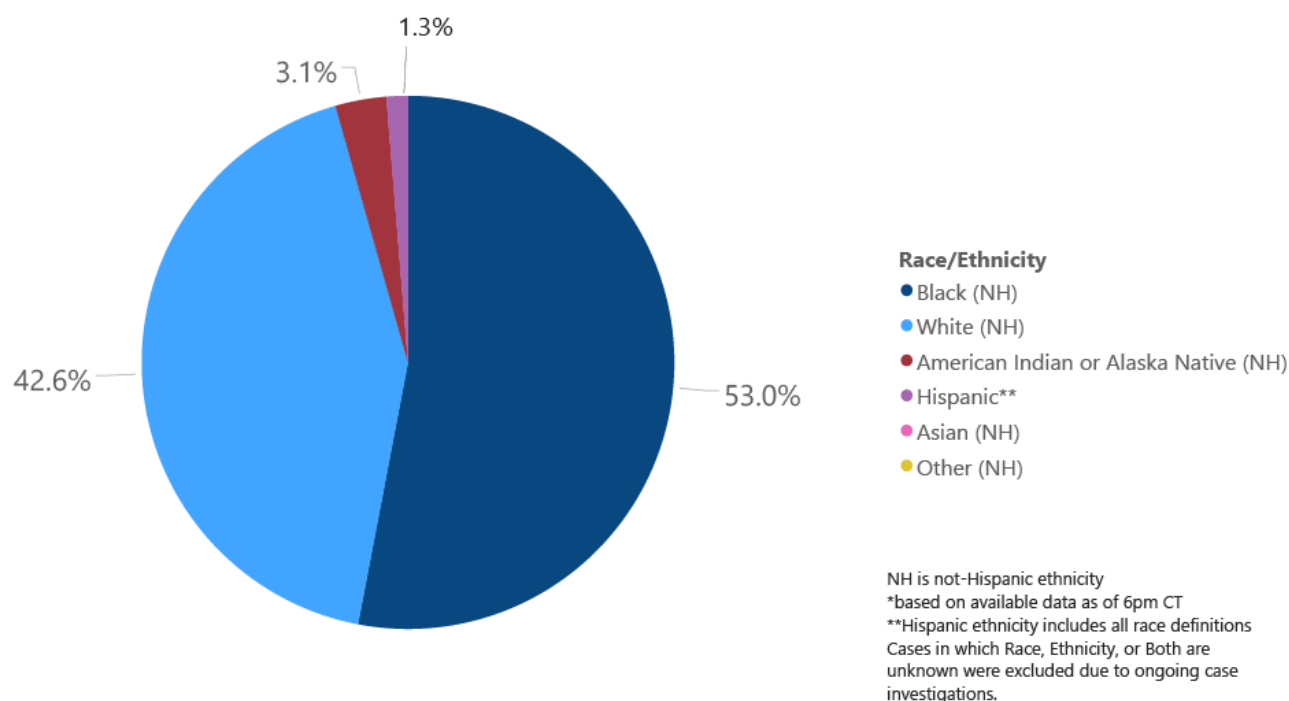
Date	Confirmed Infection	Suspected Infection	Patients in an ICU	Patients on Ventilators
May 4	452	193	162	77
May 5	427	191	144	79
May 6	440	210	139	71
May 7	435	197	123	58
May 8	438	171	131	78
May 9	447	198	141	78
May 10	425	147	140	74
May 11	450	154	146	75
May 12	437	167	150	79
May 13	410	179	141	72
May 14	422	151	172	81
May 15	428	213	170	81
May 16	413	195	158	81
May 17	406	176	147	81
May 18	441	170	153	87
May 19	460	184	157	89
May 20	462	176	158	92
May 21	432	157	155	85
May 22	433	157	154	93
May 23	369	152	150	73
May 24	421	145	152	94

COVID-19 Underlying Conditions in Deaths by Race/Ethnicity through May 24, 2020*, Mississippi

Race/Ethnicity ● Black (NH) ● White (NH) ● American Indian or Alaska Native (NH) ● Hispanic** ● Other (NH) ● Asian (NH)

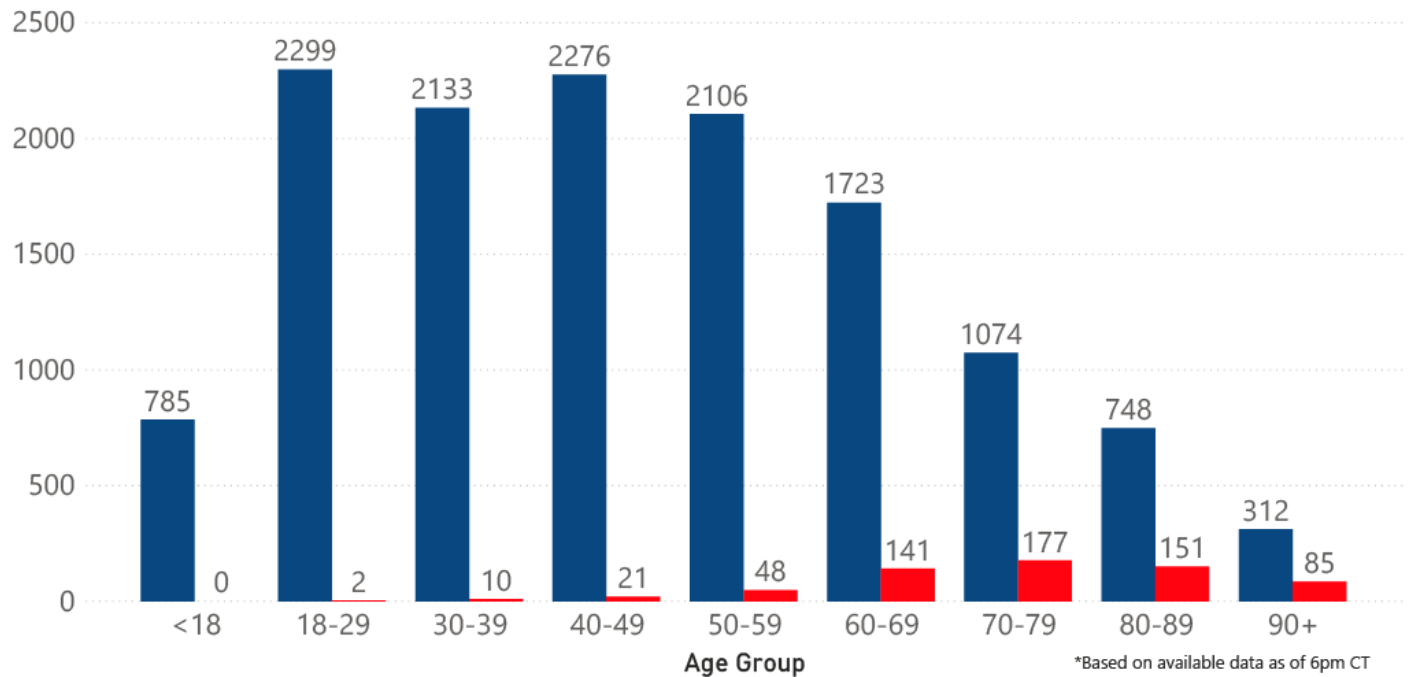


COVID-19 Deaths by Race/Ethnicity through May 24, 2020*, Mississippi

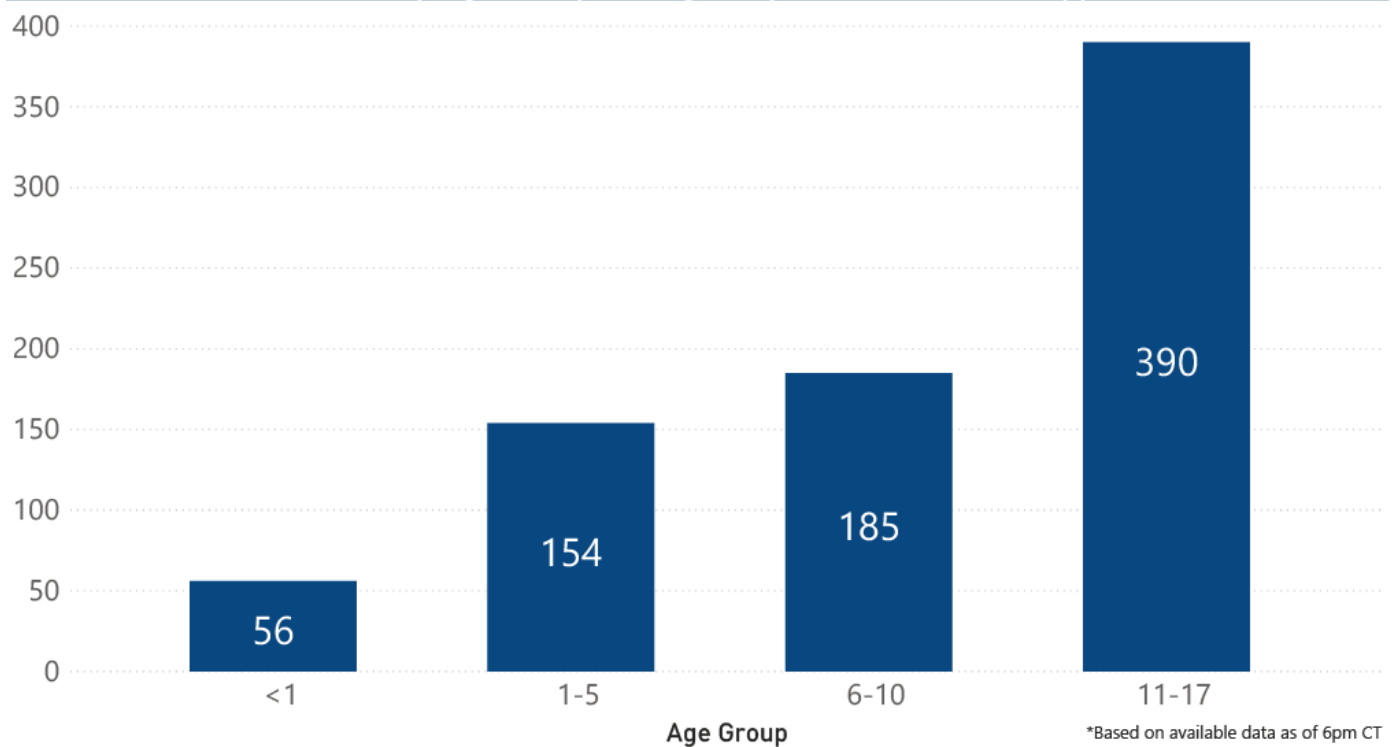


COVID-19 Cases and Deaths by Age Group through May 24, 2020*, Mississippi

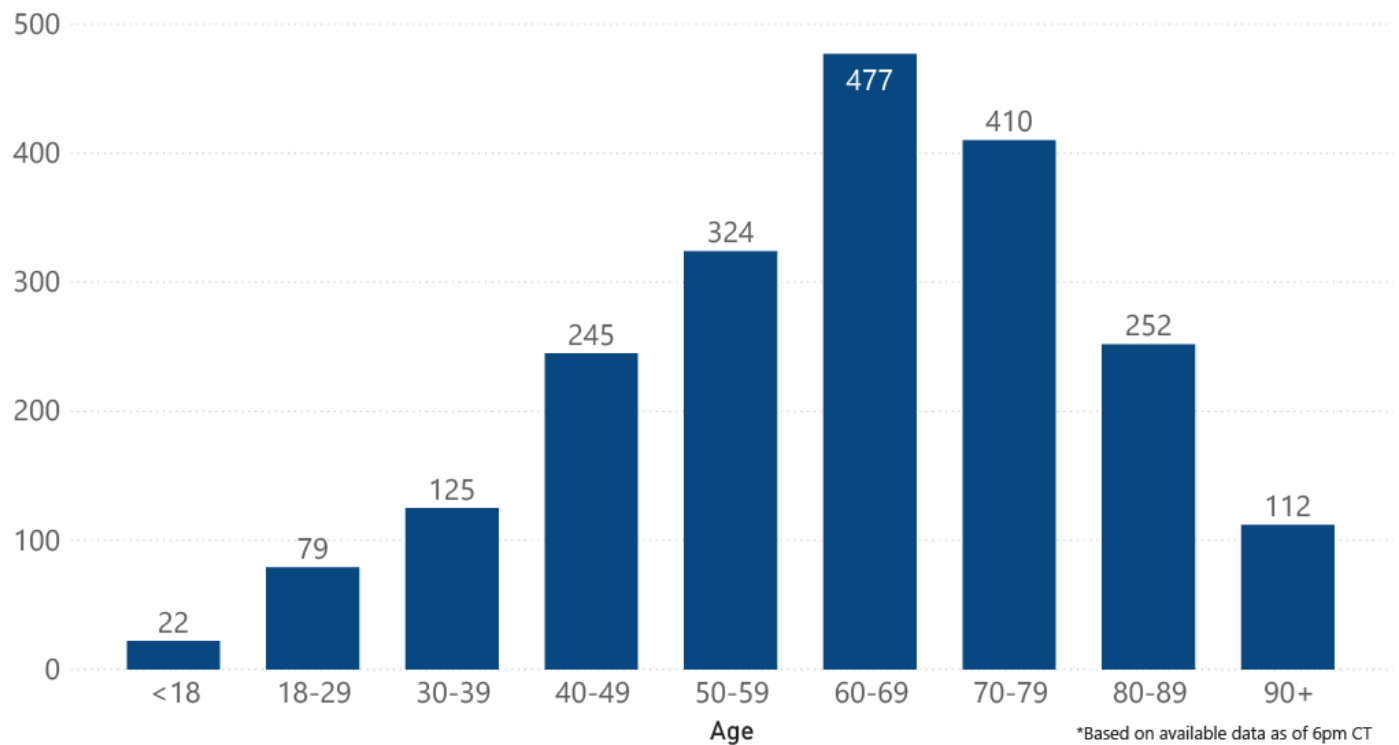
● Cases ● Deaths



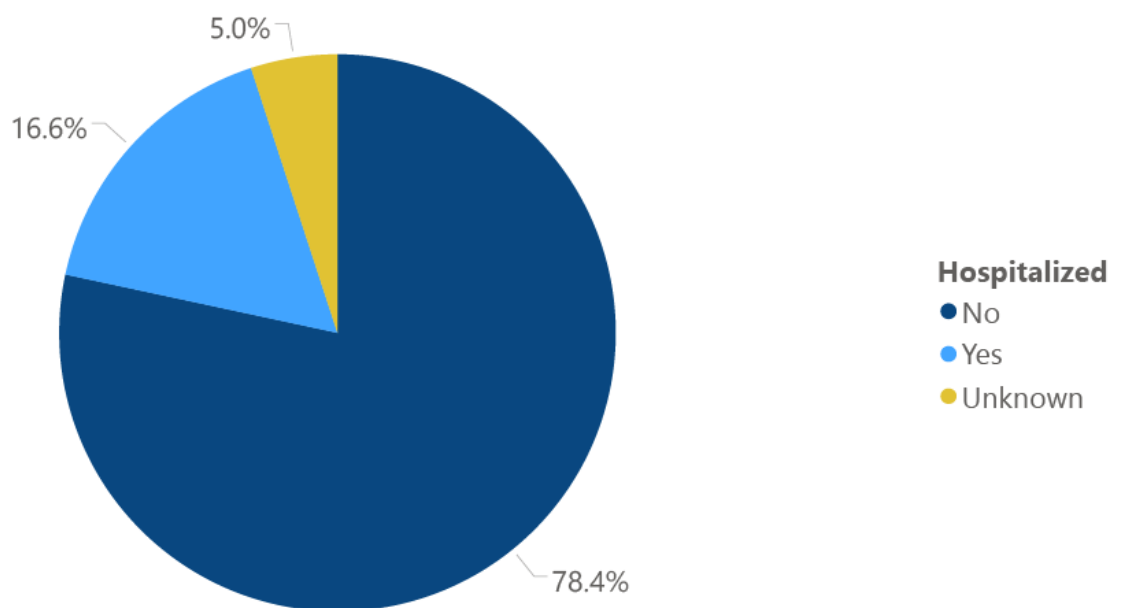
COVID-19 Pediatric Cases by Age Group through May 24, 2020*, Mississippi



COVID-19 Hospitalized Cases by Age through May 24, 2020*, Mississippi



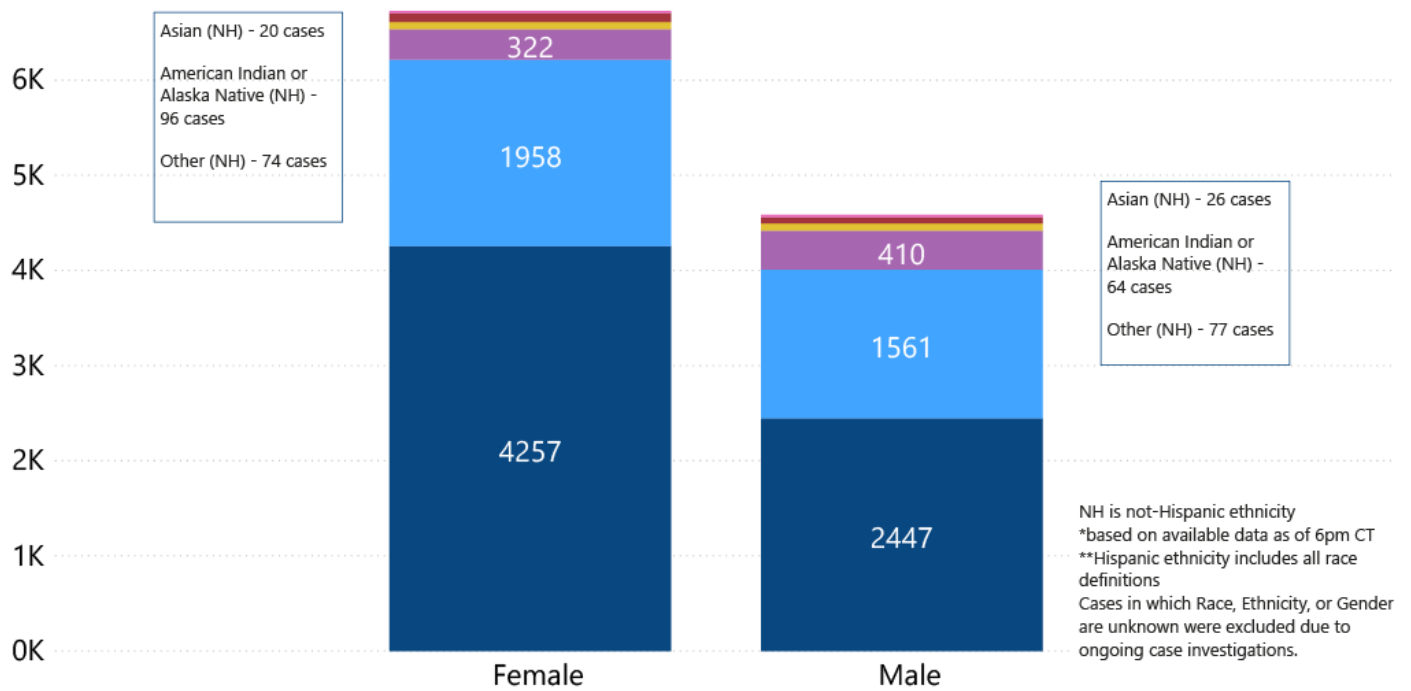
COVID-19 Cumulative Hospitalizations-Investigated Cases May 24, 2020 *



* N=12,316, 1,142 cases excluded due to ongoing investigations, based on available data as of 6 pm CT

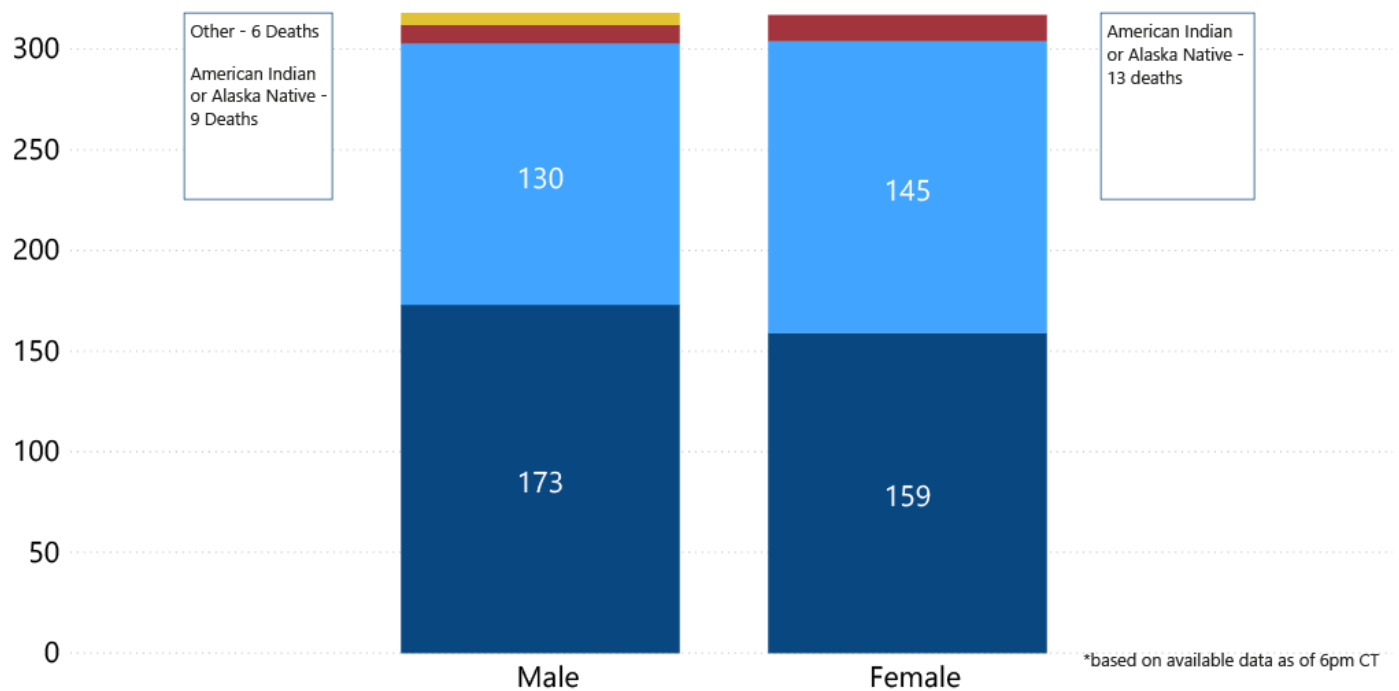
COVID-19 Cases by Race/Ethnicity and Gender through May 24, 2020*, Mississippi

Race/Ethnicity ● Black (NH) ● White (NH) ● Hispanic** ● Other (NH) ● American Indian or Alaska Native (NH) ● Asian (NH)

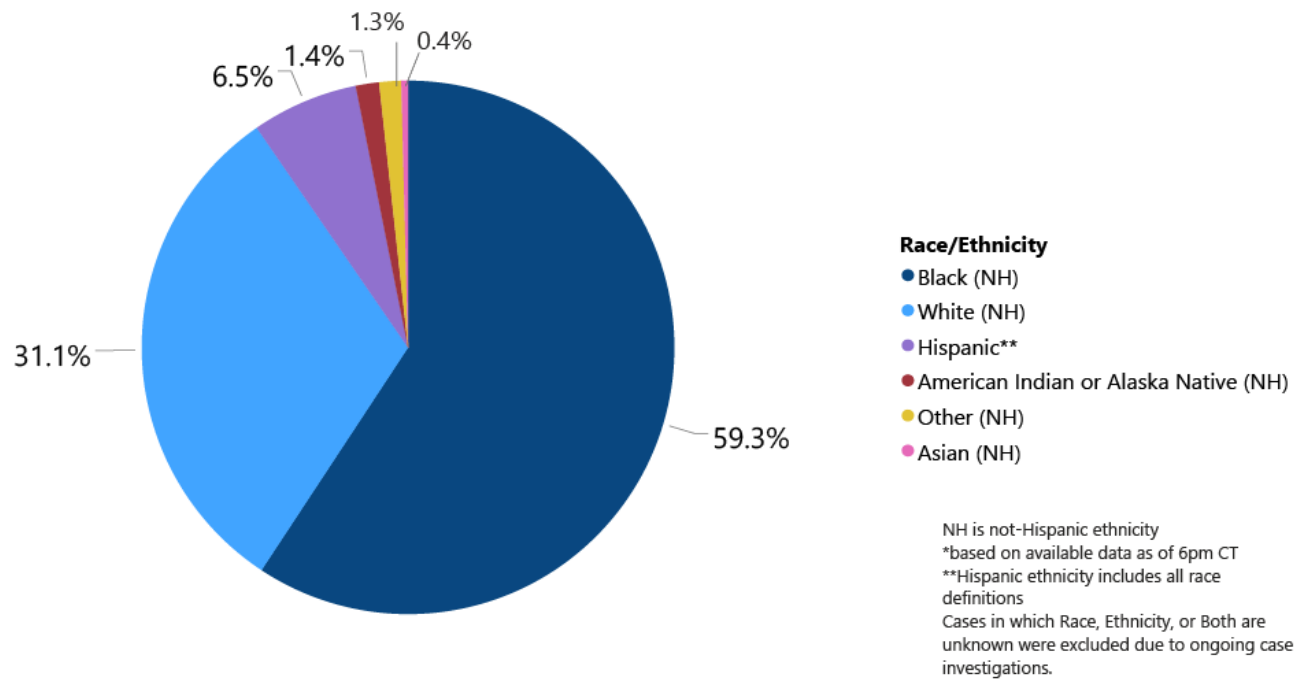


COVID-19 Deaths by Race and Gender through May 24, 2020*, Mississippi

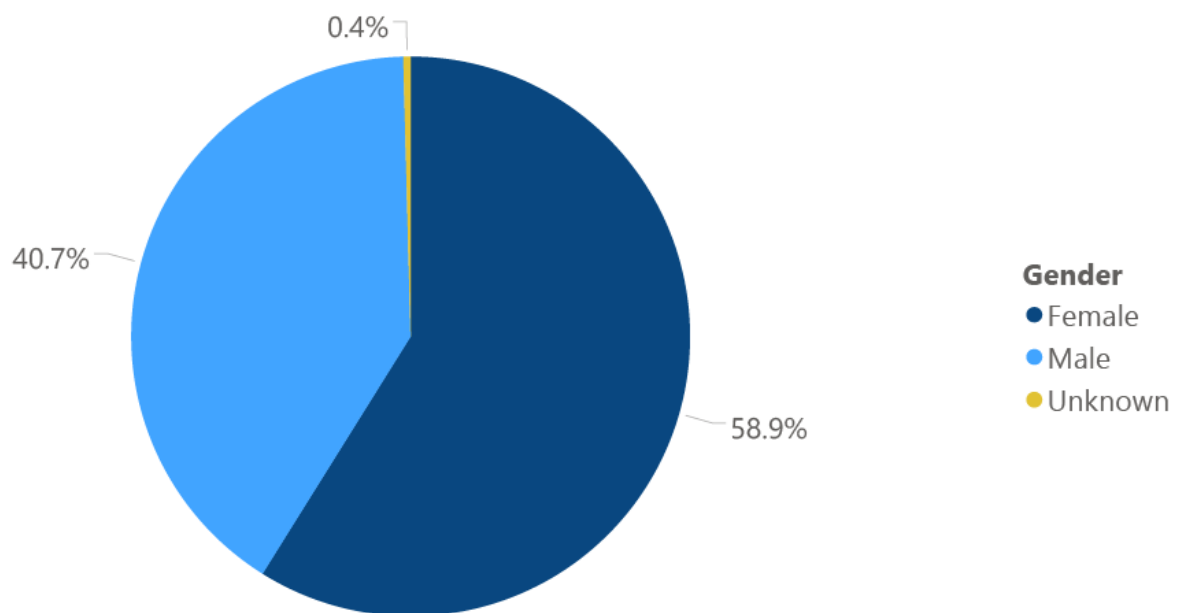
Race ● Black ● White ● American Indian or Alaska Native ● Other ● Asian



COVID-19 Cases by Race/Ethnicity through May 24, 2020*, Mississippi



COVID-19 Cases by Gender through May 24, 2020*, Mississippi



*Based on available data as of 6pm CT

Weekly High Case and High Incidence Counties

These weekly tables count cases based on the date of testing, not the date the test result was reported, and count only those cases where the date of testing is known.

They rank counties by weekly cases, and by incidence (cases proportional to population). A separate table ranking all counties is also available. **All tables updated weekly.**

COVID-19 High Case MS Counties Over 1 Week Period (May 18- May 24, 2020*)

County	Cases (May 18-May 24)	Cases per 100,000 (May 18-May 24)	Cases to Date	Cases per 100,000 Total	Percent Change
JONES	89	130.0	492	718.7	22%
HINDS	85	35.9	898	378.8	10%
WAYNE	59	290.7	125	615.8	89%
MADISON	49	46.4	653	618.2	8%
NESHOBA	46	157.9	514	1764.8	10%
LAUDERDALE	45	59.7	680	902.9	7%
RANKIN	45	29.2	356	231.3	14%
HOLMES	43	244.0	369	2094.0	13%
COPIAH	37	129.6	284	995.0	15%
FORREST	37	49.3	486	647.7	8%
DESOTO	36	19.8	474	260.4	8%
LEFLORE	34	117.6	241	833.4	16%

*based on available data as of 6pm CT

Cases based on test date. Cases without test date excluded due to ongoing investigations.

Table will be updated weekly.

COVID-19 High Incidence MS Counties Over 1 Week Period (May 18-May 24, 2020*)

County	Cases (May 18-May 24)	Cases per 100,000 (May 18-May 24)	Cases to Date	Cases per 100,000 Total	Percent Change
WAYNE	59	290.7	125	615.8	89%
HOLMES	43	244.0	369	2094.0	13%
NOXUBEE	18	170.9	165	1566.2	12%
NESHOBA	46	157.9	514	1764.8	10%
JONES	89	130.0	492	718.7	22%
COPIAH	37	129.6	284	995.0	15%
KEMPER	12	119.7	127	1266.6	10%
LEFLORE	34	117.6	241	833.4	16%
LAWRENCE	14	112.4	94	754.7	18%
JASPER	18	109.6	145	882.6	14%
PERRY	11	92.2	49	410.7	29%
COAHOMA	16	70.7	106	468.4	18%

*based on available data as of 6pm CT

Cases based on test date. Cases without test date excluded due to ongoing investigations.

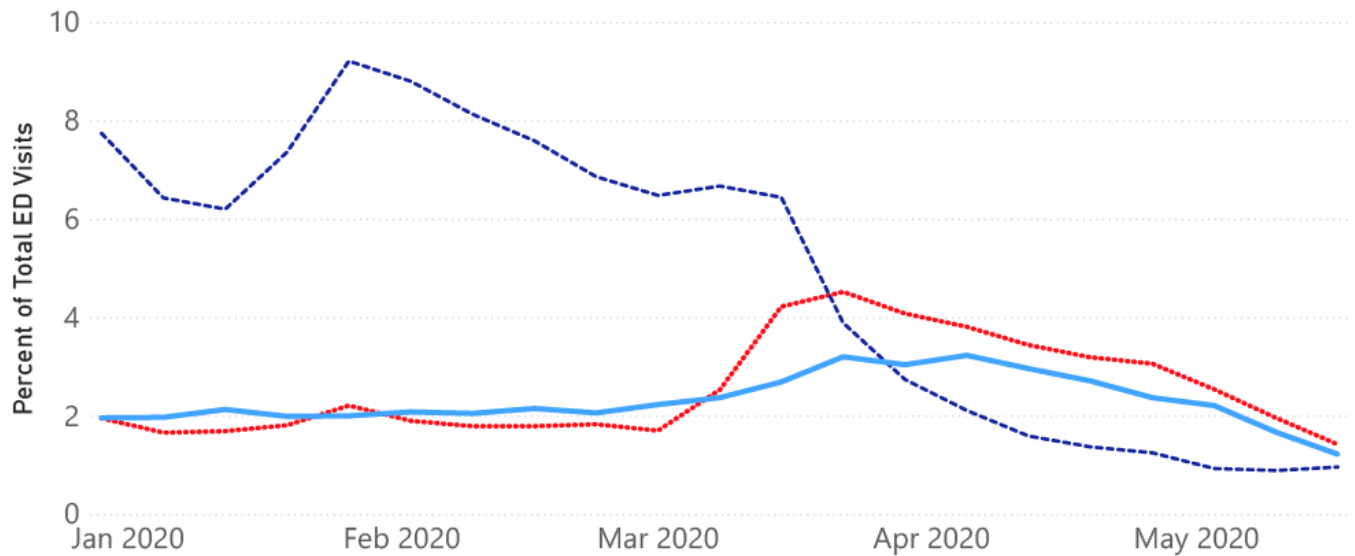
Table will be updated weekly.

Syndromic Surveillance

Emergency department visits by those with symptoms characteristic of COVID-19, influenza and pneumonia, updated weekly.

Percentage of Emergency Department visits for CLI, ILI, and Pneumonia Cases Weekly Statewide Summary, December 29, 2019 - May 17, 2020

..... COVID-19-Like Illness (CLI) - - - Influenza-Like Illness (ILI) — Pneumonia



*The graph represents syndromic surveillance data from emergency department visits, reported electronically by hospitals throughout the state, that are consistent with COVID-19-Like Illness (CLI), Influenza-Like Illness (ILI), and Pneumonia. Based on available data as of 6pm CT. Graph will be updated weekly.

Estimated Recoveries

Presumed COVID-19 cases recovered, estimated weekly (does not include cases still under investigation).

COVID-19 Presumed Recovered Cases through May 24, 2020, Mississippi

9,401
Presumed Recovered*

*Reflects Provisional Estimates. Presumed Recovered if:

- 1) It has been 14 days or more since the case tested positive, if they were not hospitalized
- 2) It has been 21 days or more since the case tested positive, if they were hospitalized or hospitalization was unknown.

All deaths excluded. Presumed recovered counts will be updated weekly.

U.S. and World Cases

- ▶ [COVID-19 cases in the United States \(CDC\)](#)
- ▶ [U.S. COVID-19 Tracker \(CDC\)](#)
- ▶ [COVID-19 Global Case Map \(Johns Hopkins University\)](#)

COVID-19 Testing

Statewide Combined Testing as of May 24

COVID-19 testing providers around the state include commercial laboratories as well as hospital labs. Combined with testing done by the MSDH Public Health Laboratory, the figures provide a complete picture of all Mississippi testing.

PCR testing detects current, active COVID-19 infection in an individual.

Antibody (serology) testing identifies individuals with past COVID-19 infection based on antibodies they develop one to three weeks after infection.

	Total tests	PCR	Antibody
MSDH Public Health Laboratory	24,265	24,265	0
Other providers	126,433	119,652	6,781
Total tests for COVID-19 statewide	150,698	143,917	6,781

Note: MSDH has revised its method of counting antibody tests to better reflect total serology panel tests rather than separate antibody component tests. This produces a lower total of antibody testing than yesterday's, but one which better represents antibody testing in the state..

Revised May 23 Combined Testing

	Total tests	PCR	Antibody
MSDH Public Health Laboratory	23,752	23,752	0
Other providers	123,316	116,633	6,683
Total tests for COVID-19 statewide	147,068	140,385	6,683

About this revision: Serology panels can test for multiple antibody components (e.g., IgA, IgG, IgM) at one time. Reporting each individual antibody component as a separate test does not accurately reflect the total number of individual serology tests performed in the state. MSDH has refined its process for capturing and reporting the number of individual serology (antibody) tests performed in the state. The serology testing data provided in the table above reflects the total number of antibody panel tests performed. May 23rd's data presented the individual antibody components, not the serology panel tests. May 23rd's data has been edited to better reflect the measure of serology testing being performed in Mississippi.

MSDH Individuals Tested as of May 24

MSDH Public Health Laboratory (MPHL) testing totals as of 6 p.m. These totals are for tests performed at the MPHL only.

- Total individuals tested by the MPHL: **22,975**
- Total positive individuals from MPHL tests: **2,437**

Getting Tested for COVID-19

The MSDH Public Health Laboratory, its partners, and private providers are testing statewide for COVID-19.

Anyone with symptoms of fever, severe cough or severe chest pains – especially those who are older or in poor health – should make arrangements for testing with their doctor or one of the many healthcare providers now performing testing. Healthcare providers can assess your health history and symptoms, and perform testing for COVID-19 as needed. MSDH is also helping conduct free drive-up testing sites in many parts of the state. **Always call ahead to the testing provider for instructions on safely being examined before you visit for your test.**

► [Find a COVID-19 testing provider near you](#)

► [Video: A tour through COVID-19 testing at the MSDH Public Health Lab](#)

What MSDH Is Doing

The Mississippi State Department of Health is aggressively responding to the rapidly evolving COVID-19 situation. With other state agencies, it has activated emergency operations in order to slow the spread of COVID-19 in Mississippi.

Other steps that MSDH is taking include:

- **Surveillance:** Increasing surveillance (monitoring) activities to identify cases of COVID-19 as quickly as possible and to limit person-to-person transmission.
- **Testing:** Making COVID-19 testing available for healthcare providers through the MSDH Public Health Laboratory.
- **Planning:** Working directly with hospitals and healthcare providers across the state to plan for possible cases of COVID-19, preparing them to identify and safely treat cases.
- **Readiness:** Assessing statewide hospital capacities, ensuring the capacity of the MSDH Public Health Laboratory for COVID-19 testing, and informing all Mississippi healthcare providers about procedures for identifying and testing for coronavirus cases.
- **Information:** Providing guidance to business, education and other entities on how to respond to the possible spread of COVID-19 in the community.

Prevention and Preparation for Individuals and the Community

► [Preventive steps to take, recommendations, guidances and general information on COVID-19](#)

Subscribe to our free newsletter and health alerts:



Last reviewed on Mar 5,
2020

[error on this](#)

[email page](#)

[print](#)

Related resources

► [Local COVID-19 Testing Providers](#)

► [COVID-19 Guidance and Prevention for Individuals and the Community](#)

Updated May 19, 2020

More topics

- ▶ [\[Espanol, Tieng Viet, ASL \]](#)
- ▶ [Diagnostic Testing EUA](#)
- ▶ [Handouts and Posters](#)
- ▶ [Healthcare Professionals](#)
- ▶ [Interactive Map and Charts](#)
- ▶ [Prevention and Safety Guidance](#)
- ▶ [Testing for COVID-19](#)



AGENCY

[About Us](#)

[Administration](#)

[Board of Health](#)

[County Offices](#)

[Institutional Review](#)

[Jobs](#)

[Locations](#)

[Public Health Laboratory](#)

[RFPs/Grants](#)

[More »](#)

[Intranet](#)

[OHIT+ER Service Center](#)

[Webmail](#)

INFORMATION

[Apps](#)

[Calendar of Events](#)

[Contact Us](#)

[Meetings](#)

[Health Resources](#)

[Hotlines](#)

[Locations](#)

[News](#)

[Newsletter](#)

[Phone Numbers](#)

[Español](#)

I NEED A ...

[Birth Certificate](#)

[Certificate of Need](#)

[Children's Health Insurance](#)

[Complaint Form](#)

[Criminal History Check](#)

[Death Certificate](#)

[Divorce Record](#)

[Food Permit](#)

[Immunization Record](#)

[J-1 Visa](#)

[License Verification](#)

[Marriage Record](#)

[Professional License](#)

[Public Records Request](#)

[Wastewater Application](#)

PUBLICATIONS

[Annual Report](#)

[CON Weekly Reports](#)

[Health Facilities Directory](#)

[Mississippi Morbidity Reports](#)

[Public Health Report](#)

[State Health Plan](#)

[Strategic Plan](#)

[More »](#)

Mississippi State Department of Health • 570 East Woodrow Wilson Dr • Jackson, MS 39216 • 866-HLTHY4U • [Contact and information](#)

