



## Coronavirus Disease 2019 (COVID-19)

*Updated May 29, 2020*



The national Centers for Disease Control and Prevention (CDC) and the Mississippi State Department of Health continue to closely monitor the outbreak of respiratory illnesses caused by the novel (new) coronavirus COVID-19, and are working to limit the spread of cases nationally and in Mississippi. MSDH is actively working with doctors and hospitals to quickly identify cases and respond effectively to limit this outbreak.



**If you are waiting for test results, it is essential to remain at home.** Do not go to work or leave home. Stay in a specific room at home and avoid contact with other family members as much as possible. These steps are important to prevent the possible spread of disease.

► [More important steps for you and your family](#)

### Healthcare Professionals

Guidances and more →

- [MSDH guidances](#)
- [Specimens](#)
- [Lab dropoff](#)
- [CDC guidances](#)
- [MS-HAN Alerts](#)

[ALL HEALTHCARE](#)

### Current Cases and Statistics

County and state data →

- [Total cases and deaths](#)
- [County tables](#)
- [Map and charts](#)
- [Lab testing](#)
- [Recoveries](#)

[ALL STATISTICS](#)

## Prevention, Safety and Testing

Personal and community →

- ▶ [Testing locations](#)
- ▶ [Personal protection](#)
- ▶ [Community prevention](#)
- ▶ [After you get tested](#)
- ▶ [General information](#)

### ALL PREVENTION

Mississippi Coronavirus Hotline (7 days a week, 7 a.m.–7 p.m.): **877-978-6453**  
Hard of hearing? Dial 711 for assistance.

Local COVID-19 testing: [Find COVID-19 testing near you »](#)

## COVID-19 in Mississippi

New Cases and Deaths as of May 28

### NEW CASES

**418**

New COVID-19 positive tests reported to MSDH as of 6 p.m. yesterday

### NEW DEATHS

**17**

New COVID-19 related deaths reported to MSDH as of 6 p.m. yesterday

Hinds	1
Jefferson	1
Jones	3
Lauderdale	1
Lee	1
Lincoln	3
Madison	1

Scott	1
Warren	1

\* **4** confirmed COVID-19 related deaths between May 11 and May 15 were identified through death certificate reports. The additional deaths are reported in the following counties:

Covington	1
Desoto	1
Neshoba	1
Rankin	1

## LTC OUTBREAKS

**130**

Current outbreaks in long-term care facilities. (One or more cases among staff or residents counts as an outbreak.)

**About our case counts:** We currently update our case totals each morning based on test results from the previous day. Outside laboratories also report positive test results to us, which are included in our totals.

County case numbers and deaths may change as investigation finds new or additional information.

## Cases and Deaths by County

Totals of all reported cases since March 11, including those in long-term care (LTC) facilities.

County	Total Cases	Total Deaths	Total LTC Facility Cases	Total LTC Facility Deaths
Adams	<b>192</b>	15	43	8
Alcorn	<b>16</b>	1	0	0
Amite	<b>59</b>	1	9	1
Attala	<b>287</b>	15	79	14
Benton	<b>15</b>	0	1	0
Bolivar	<b>156</b>	11	17	4
Calhoun	<b>63</b>	4	23	4
Carroll	<b>118</b>	11	46	9
Chickasaw	<b>132</b>	12	34	8
Choctaw	<b>39</b>	2	0	0
Claiborne	<b>72</b>	2	8	1
Clarke	<b>139</b>	18	17	7
Clay	<b>111</b>	4	0	0

County	Total Cases	Total Deaths	Total LTC Facility Cases	Total LTC Facility Deaths
Coahoma	120	4	0	0
Copiah	298	4	0	0
Covington	159	2	1	0
Desoto	520	7	19	2
Forrest	534	38	87	27
Franklin	28	2	2	1
George	21	1	0	0
Greene	11	1	0	0
Grenada	88	3	14	2
Hancock	87	11	9	3
Harrison	251	7	3	2
Hinds	971	25	80	13
Holmes	389	24	80	12
Humphreys	59	7	16	5
Itawamba	85	7	33	6
Jackson	302	13	40	4
Jasper	152	4	1	0
Jefferson	41	1	0	0
Jefferson Davis	77	2	4	1
Jones	576	25	81	13
Kemper	144	11	32	7
Lafayette	130	4	38	1
Lamar	235	5	5	2
Lauderdale	730	59	190	38
Lawrence	102	1	1	0
Leake	409	12	1	0
Lee	139	6	18	1
Leflore	255	30	84	17
Lincoln	250	27	86	21
Lowndes	200	9	19	5
Madison	709	23	101	12
Marion	114	9	14	2
Marshall	81	3	2	0

County	Total Cases	Total Deaths	Total LTC Facility Cases	Total LTC Facility Deaths
Monroe	254	25	92	22
Montgomery	81	1	0	0
Neshoba	606	38	67	21
Newton	263	4	4	0
Noxubee	179	6	14	3
Oktibbeha	233	11	42	7
Panola	66	3	0	0
Pearl River	207	31	45	11
Perry	50	3	0	0
Pike	202	11	15	6
Pontotoc	29	3	3	1
Prentiss	51	3	22	3
Quitman	25	0	0	0
Rankin	399	7	6	0
Scott	640	11	13	2
Sharkey	7	0	0	0
Simpson	95	0	5	0
Smith	148	11	30	7
Stone	30	0	0	0
Sunflower	79	3	0	0
Tallahatchie	26	1	0	0
Tate	81	1	2	0
Tippah	71	11	0	0
Tishomingo	30	0	1	0
Tunica	53	3	12	2
Union	81	5	20	4
Walthall	54	0	0	0
Warren	163	8	37	6
Washington	165	7	8	1
Wayne	171	0	2	0
Webster	64	1	18	0
Wilkinson	86	9	5	2
Winston	109	1	0	0
Yalobusha	87	5	27	5

County	Total Cases	Total Deaths	Total LTC Facility Cases	Total LTC Facility Deaths
Yazoo	239	4	11	2
<b>Total</b>	<b>14,790</b>	<b>710</b>	<b>1,839</b>	<b>358</b>

## Long-Term Care Facility Cases and Deaths by Race

Long-term care (LTC) facilities like nursing homes are considered high risk locations because their residents are older or in poor health. Even one case of COVID-19 in these facilities among residents or employees is considered an outbreak. We investigate residents, staff and close contacts of infected individuals for possible exposure. (Long-term care facilities include nursing homes, intermediate care facilities for individuals with intellectual disabilities, personal care homes, assisted living facilities, long-term acute care facilities, and psychiatric or chemical dependency residential treatment centers.)

► [View a table by county of Mississippi COVID-19 cases in long-term care facilities](#) PDF

## Mississippi Cases and Deaths Tables

- [Mississippi COVID-19 cases by county, race and ethnicity](#) PDF
- [Mississippi COVID-19 deaths by county, race and ethnicity](#) PDF
- [Mississippi counties ranked by weekly cases and incidence](#)

---

## Mississippi COVID-19 Map and Charts

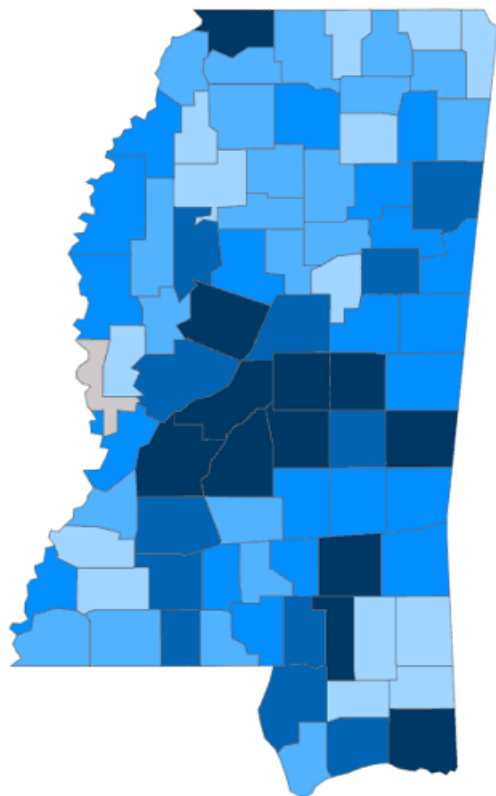
### Data Overviews as of May 28

Our state case map and other data charts are also available in interactive form.

- [View interactive map](#)
- [View interactive epidemiological trend and syndromic surveillance](#)
- [View interactive hospitalization chart](#)

The charts below are based on available data at the time of publication. Charts do **not** include cases where insufficient details of the case are known.

# Mississippi COVID-19 Cases and Deaths by Race with Ethnicity as of 6 pm CT, May 28, 2020



1 to 50 51 to 100 101 to 200 201 to 300 >300

Total Cases  
**14,790**

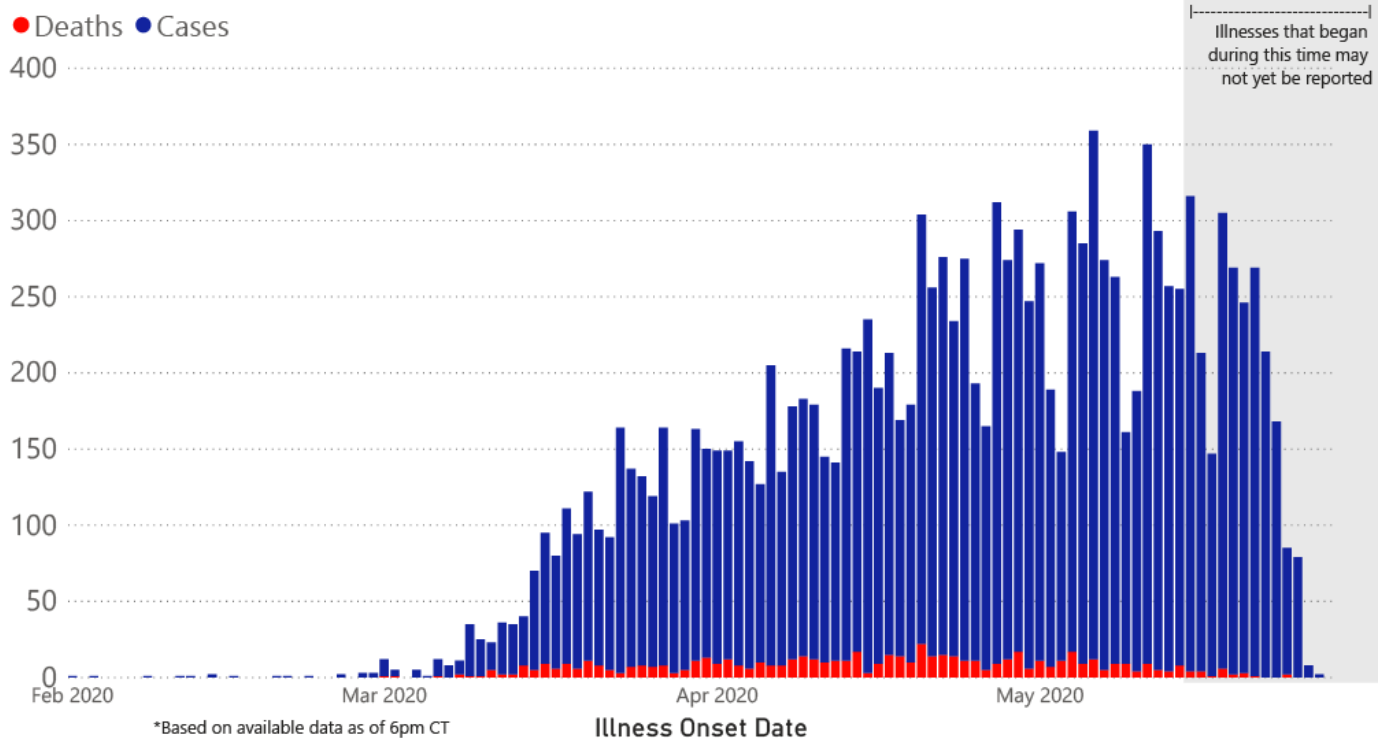
	American Indian or Alaska Native	Asian	Black	White	Other	Unknown
Non Hispanic	184	48	7390	3809	173	20
Hispanic	4	1	32	189	600	16
Unknown Ethnicity	428	5	591	422	267	611

Total Deaths  
**710**

	American Indian or Alaska Native	Asian	Black	White	Other	Unknown
Non Hispanic	21	0	352	294	1	0
Hispanic	1	0	0	3	5	0
Unknown Ethnicity	6	0	11	13	2	1

**Note:** In our charts by race, "Other" includes American Indian and Asian.

## COVID-19 Cases and Deaths by Date of Illness Onset through May 28, 2020\*, Mississippi



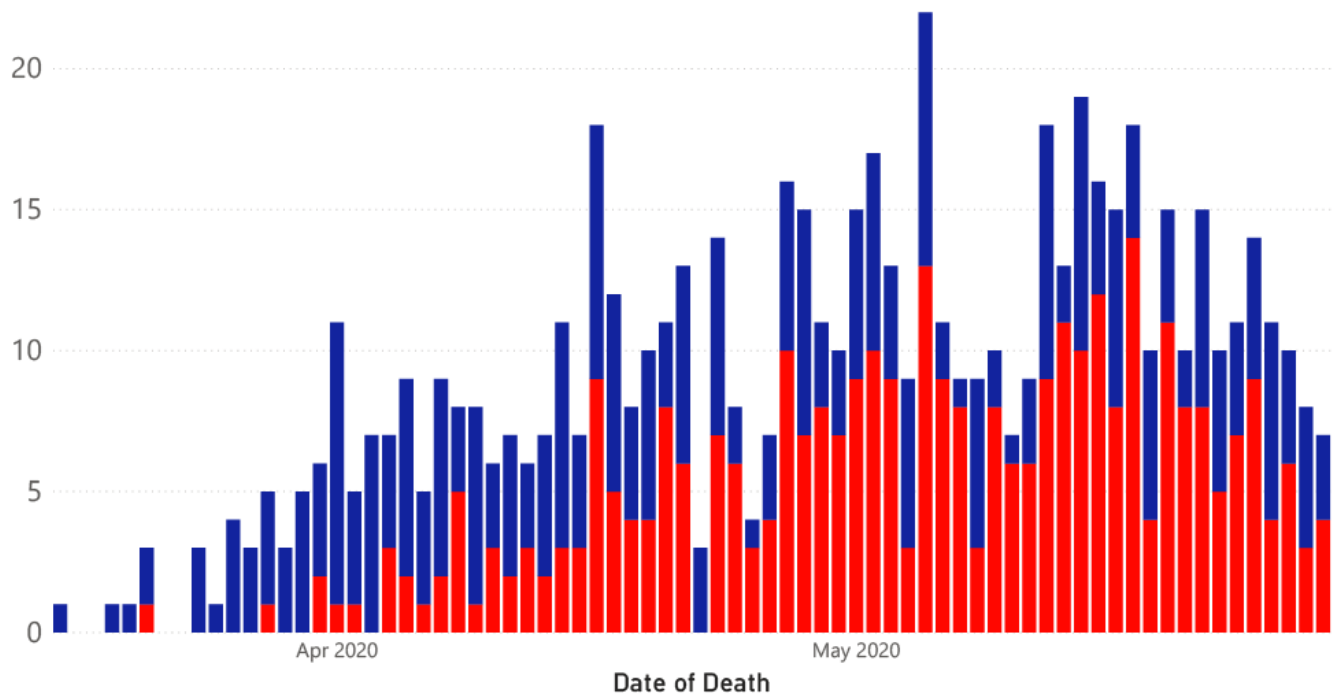
**Note:** Values up to two weeks in the past on the Date of Illness Onset chart above can change as we update it with new

information from disease investigation.

## COVID-19 LTCF and Non-LTCF Deaths by Date of Death through May 28, 2020\*, Mississippi

● Resident of LTCF Deaths ● Non-Resident of LTCF Deaths

\*based on available data as of 6pm CT; LTCF is Long Term Care Facility

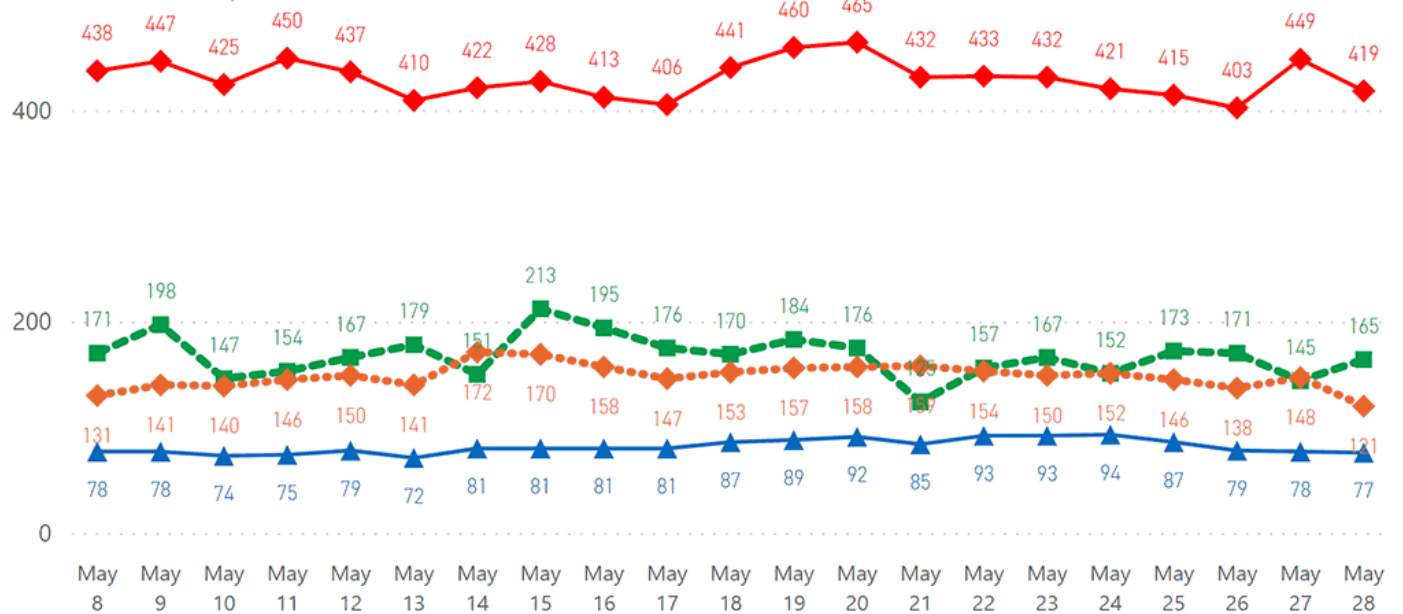


## COVID-19 Hospitalizations Reported by MS Hospitals, 5/8/20-5/28/20 \*, \*\*

◆ Patients with Confirmed Infection ■ Patients with Suspected Infection ◆ Patients in an ICU ▲ Patients on Ventilators

\*Patients in ICU and on ventilators are COVID-19 confirmed.

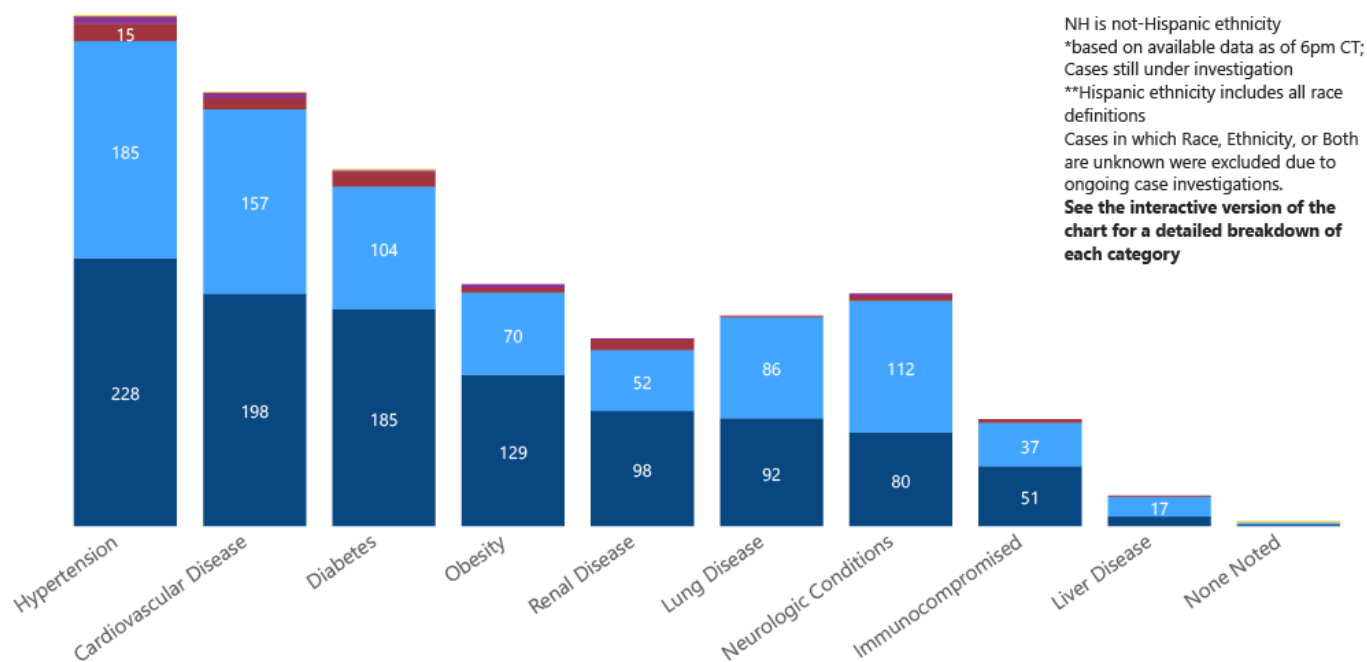
\*\*Data are incomplete for 5/26, 5/27, and 5/28.



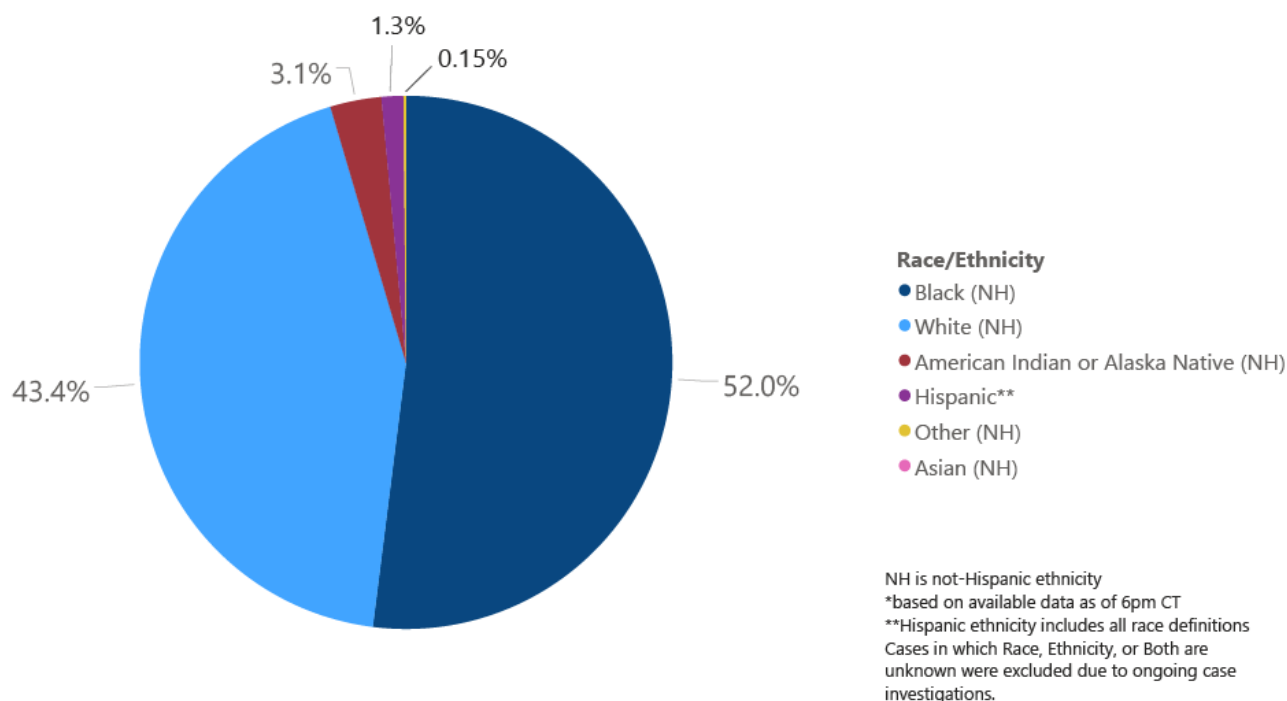


## COVID-19 Underlying Conditions in Deaths by Race/Ethnicity through May 28, 2020\*, Mississippi

**Race/Ethnicity** ● Black (NH) ● White (NH) ● American Indian or Alaska Native (NH) ● Hispanic\*\* ● Other (NH) ● Asian (NH)

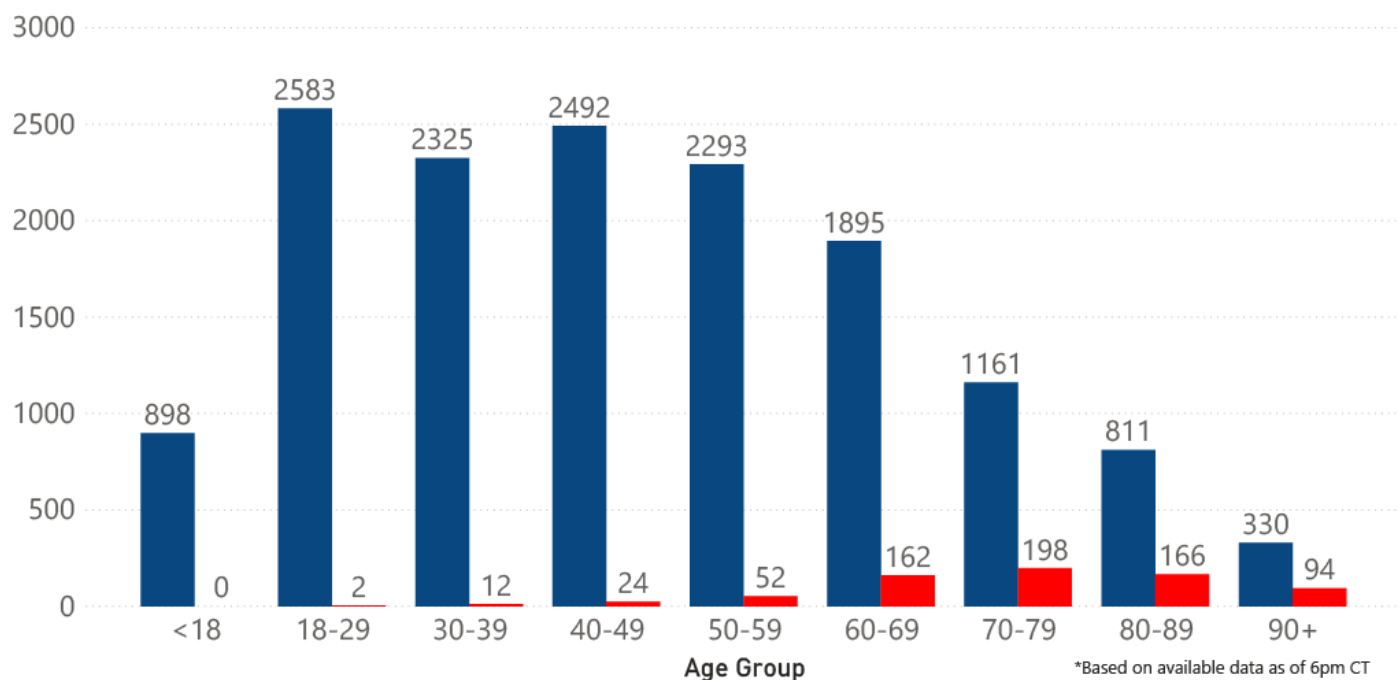


## COVID-19 Deaths by Race/Ethnicity through May 28, 2020\*, Mississippi

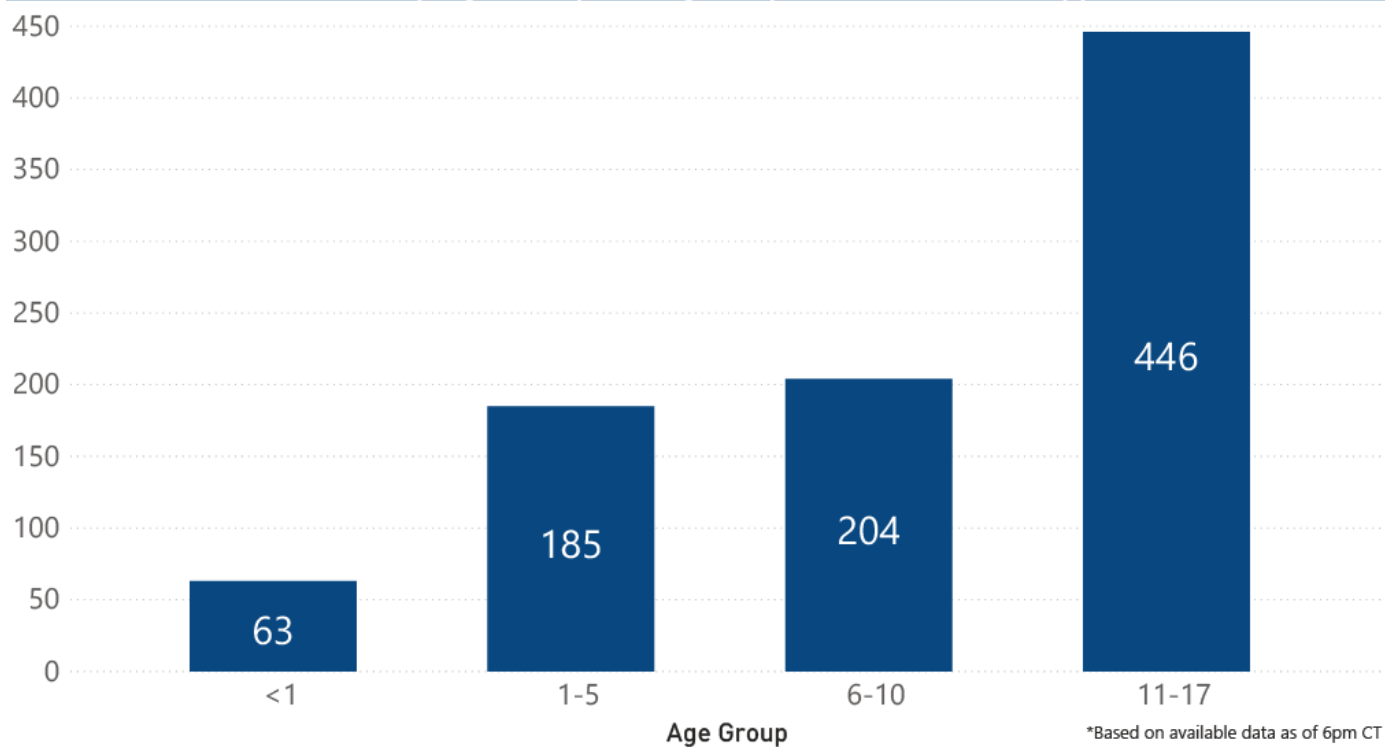


## COVID-19 Cases and Deaths by Age Group through May 28, 2020\*, Mississippi

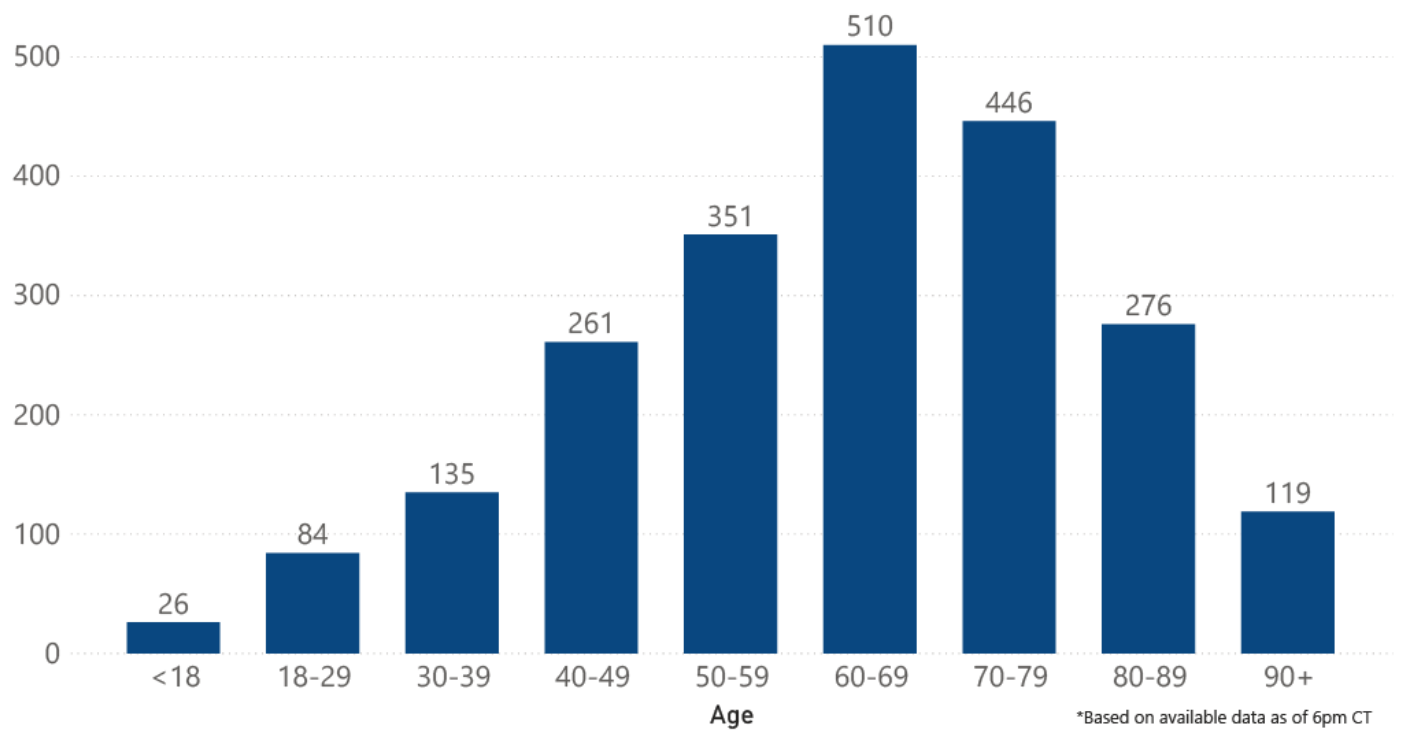
● Cases ● Deaths



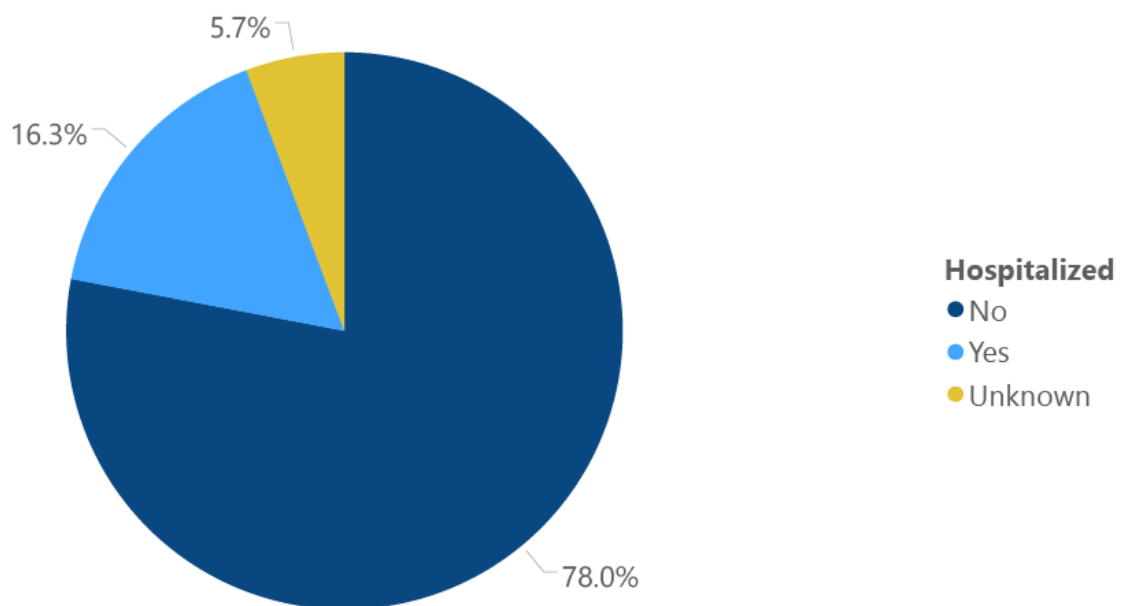
## COVID-19 Pediatric Cases by Age Group through May 28, 2020\*, Mississippi



## COVID-19 Hospitalized Cases by Age through May 28, 2020\*, Mississippi



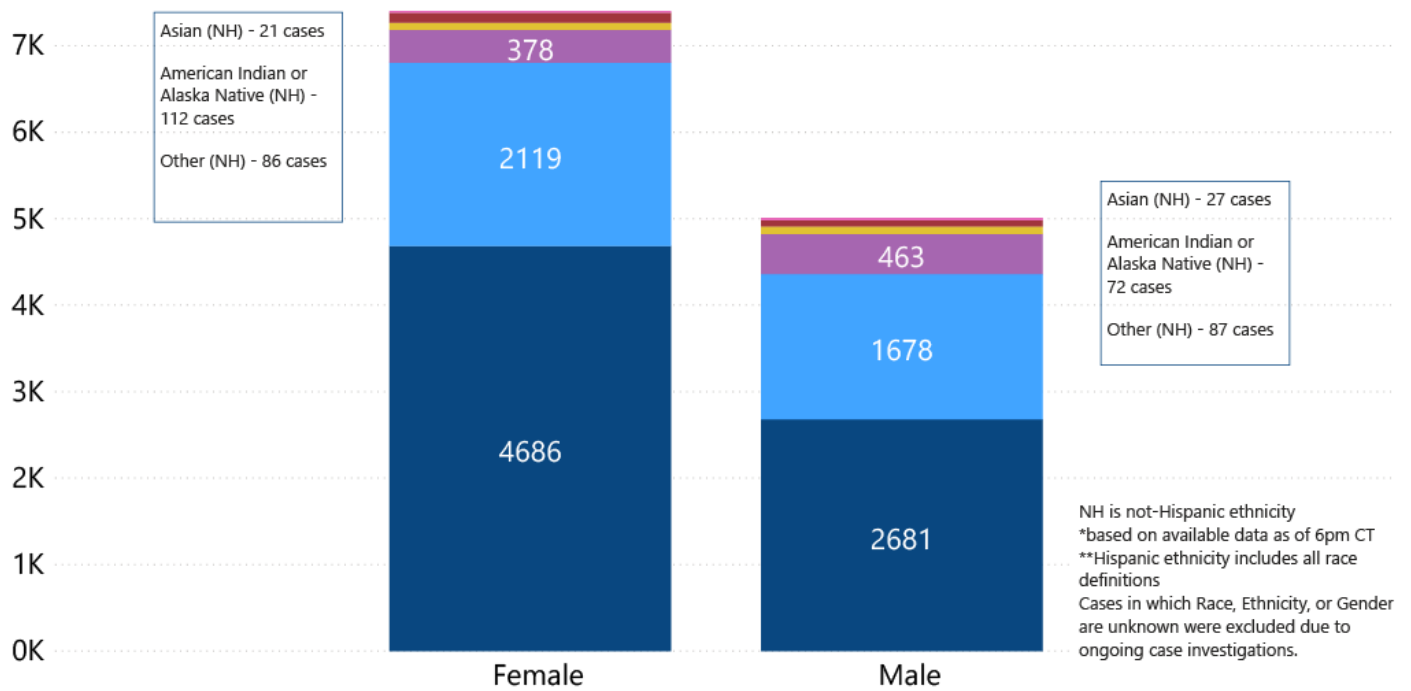
## COVID-19 Cumulative Hospitalizations-Investigated Cases May 28, 2020 \*



\* N=13,562, 1,228 cases excluded due to ongoing investigations, based on available data as of 6 pm CT

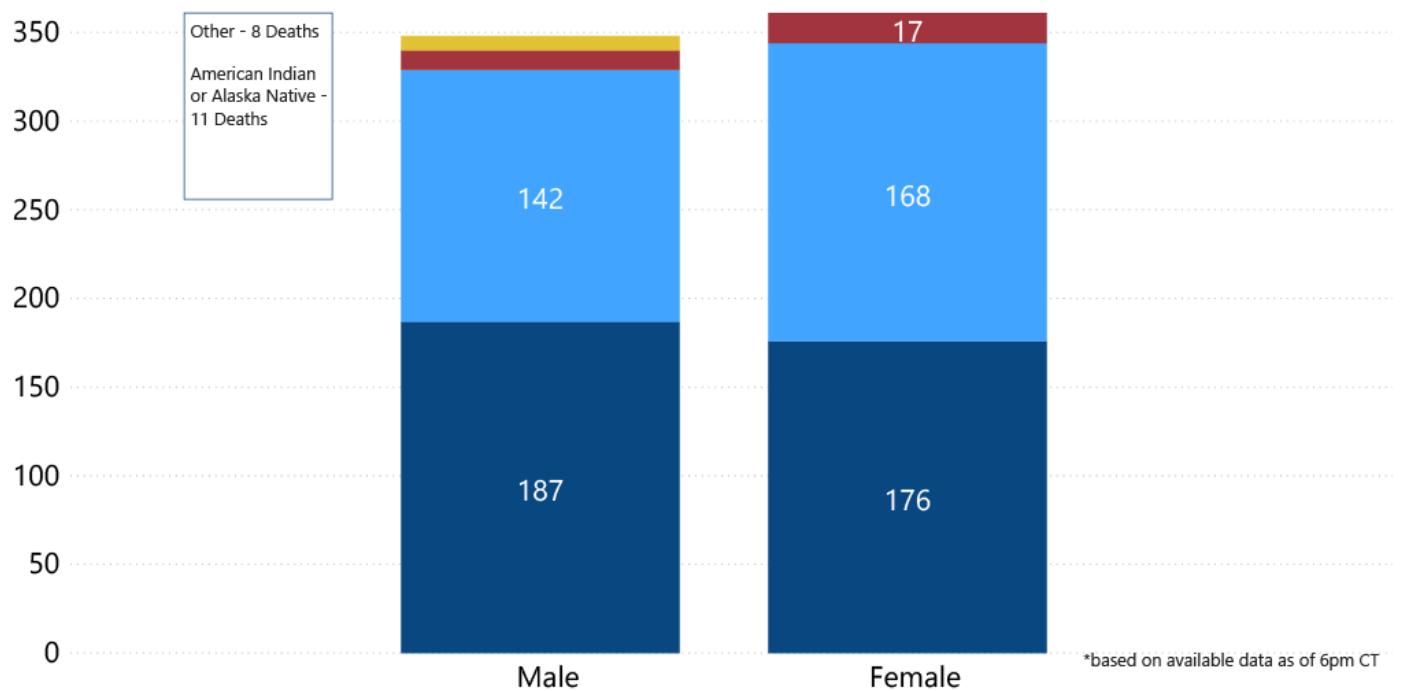
## COVID-19 Cases by Race/Ethnicity and Gender through May 28, 2020\*, Mississippi

**Race/Ethnicity** ● Black (NH) ● White (NH) ● Hispanic\*\* ● Other (NH) ● American Indian or Alaska Native (NH) ● Asian (NH)

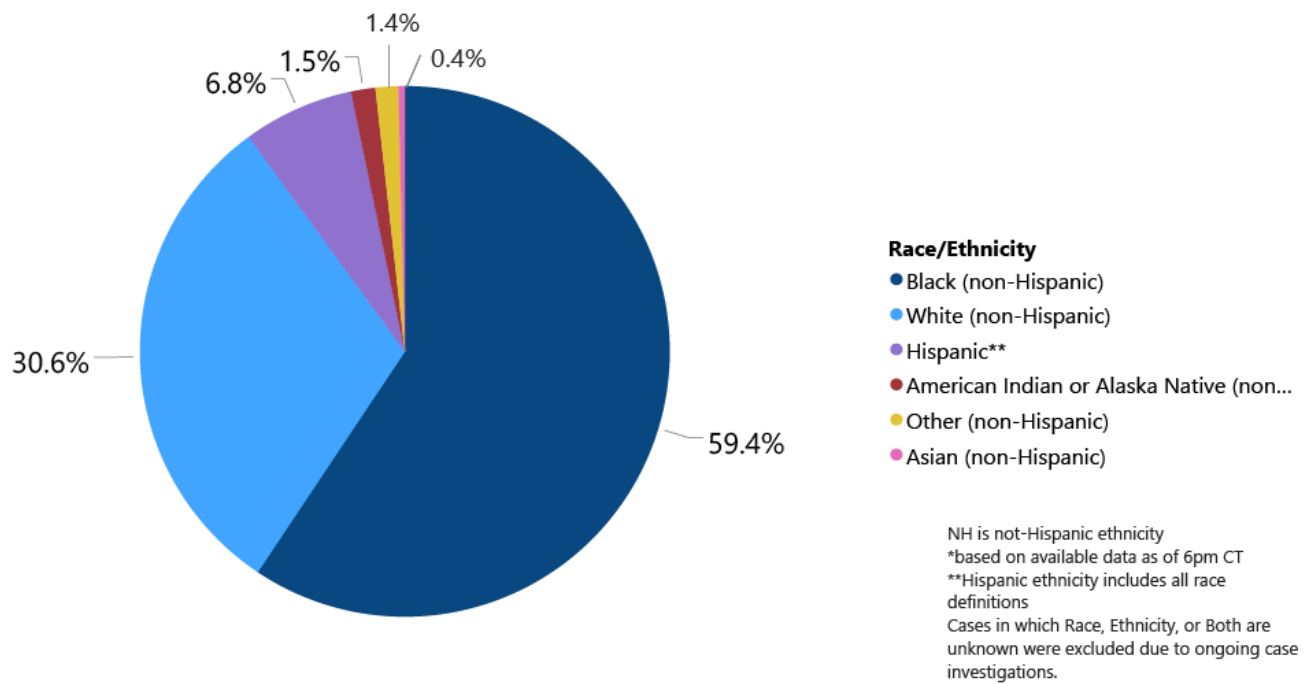


## COVID-19 Deaths by Race and Gender through May 28, 2020\*, Mississippi

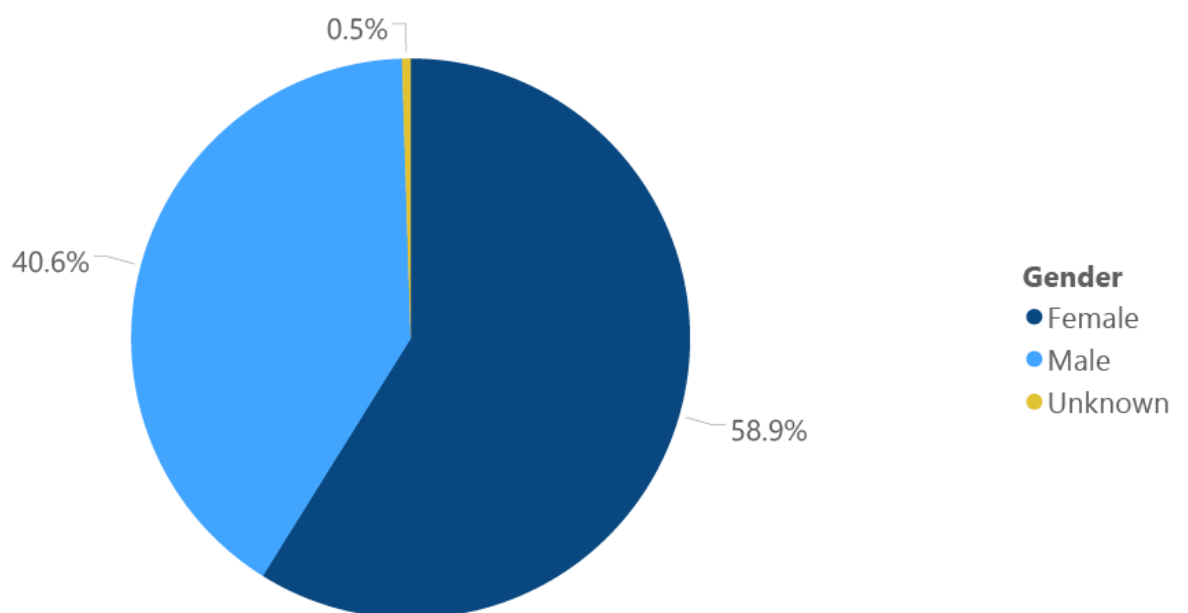
**Race** ● Black ● White ● American Indian or Alaska Native ● Other ● Asian



## COVID-19 Cases by Race/Ethnicity through May 28, 2020\*, Mississippi



## COVID-19 Cases by Gender through May 28, 2020\*, Mississippi



## Weekly High Case and High Incidence Counties

These weekly tables count cases based on the date of testing, not the date the test result was reported, and count only those cases where the date of testing is known.

They rank counties by weekly cases, and by incidence (cases proportional to population). A separate table ranking all counties is also available. **All tables updated weekly.**

### COVID-19 High Case MS Counties Over 1 Week Period (May 18- May 24, 2020\*)

County	Cases (May 18-May 24)	Cases per 100,000 (May 18-May 24)	Cases to Date	Cases per 100,000 Total	Percent Change
JONES	89	130.0	492	718.7	22%
HINDS	85	35.9	898	378.8	10%
WAYNE	59	290.7	125	615.8	89%
MADISON	49	46.4	653	618.2	8%
NESHOBA	46	157.9	514	1764.8	10%
LAUDERDALE	45	59.7	680	902.9	7%
RANKIN	45	29.2	356	231.3	14%
HOLMES	43	244.0	369	2094.0	13%
COPIAH	37	129.6	284	995.0	15%
FORREST	37	49.3	486	647.7	8%
DESOTO	36	19.8	474	260.4	8%
LEFLORE	34	117.6	241	833.4	16%

\*based on available data as of 6pm CT

Cases based on test date. Cases without test date excluded due to ongoing investigations.

Table will be updated weekly.

### COVID-19 High Incidence MS Counties Over 1 Week Period (May 18-May 24, 2020\*)

County	Cases (May 18-May 24)	Cases per 100,000 (May 18-May 24)	Cases to Date	Cases per 100,000 Total	Percent Change
WAYNE	59	290.7	125	615.8	89%
HOLMES	43	244.0	369	2094.0	13%
NOXUBEE	18	170.9	165	1566.2	12%
NESHOBA	46	157.9	514	1764.8	10%
JONES	89	130.0	492	718.7	22%
COPIAH	37	129.6	284	995.0	15%
KEMPER	12	119.7	127	1266.6	10%
LEFLORE	34	117.6	241	833.4	16%
LAWRENCE	14	112.4	94	754.7	18%
JASPER	18	109.6	145	882.6	14%
PERRY	11	92.2	49	410.7	29%
COAHOMA	16	70.7	106	468.4	18%

\*based on available data as of 6pm CT

Cases based on test date. Cases without test date excluded due to ongoing investigations.

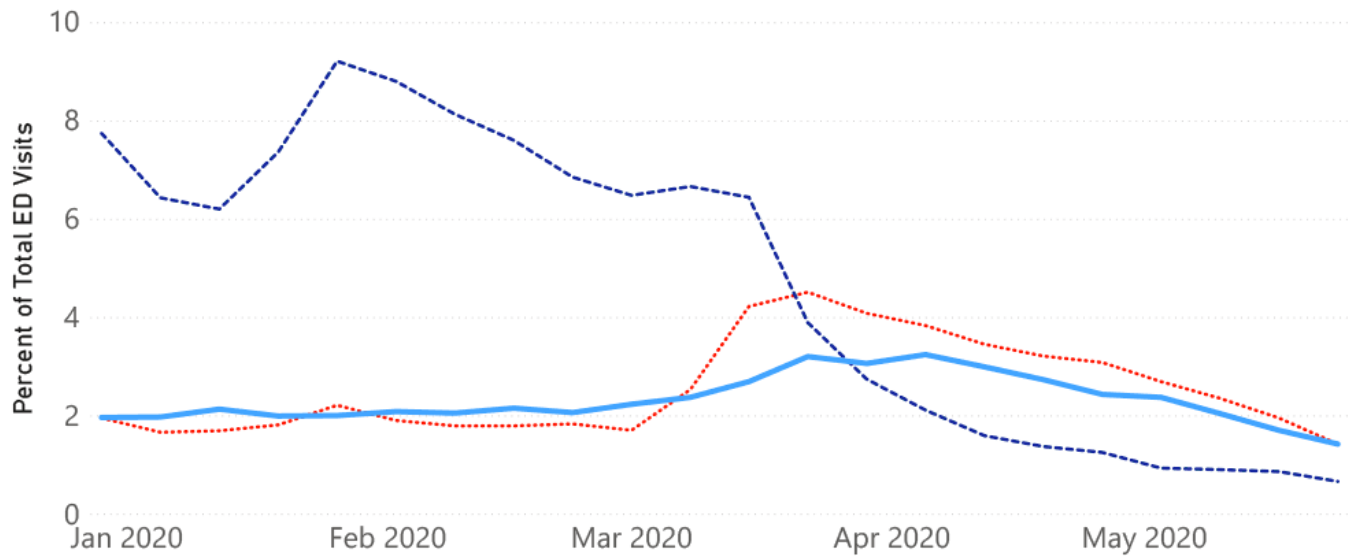
Table will be updated weekly.

## Syndromic Surveillance

Emergency department visits by those with symptoms characteristic of COVID-19, influenza and pneumonia, updated weekly.

## Percentage of Emergency Department visits for CLI, ILI, and Pneumonia Cases Weekly Statewide Summary, December 29, 2019 - May 24, 2020

..... COVID-19-Like Illness (CLI)    - - - Influenza-Like Illness (ILI)    — Pneumonia



\*The graph represents syndromic surveillance data from emergency department visits, reported electronically by hospitals throughout the state, that are consistent with COVID-19-Like Illness (CLI), Influenza-Like Illness (ILI), and Pneumonia. Based on available data as of 6pm CT. Graph will be updated weekly.

## Estimated Recoveries

Presumed COVID-19 cases recovered, estimated weekly (does not include cases still under investigation).

### COVID-19 Presumed Recovered Cases through May 24, 2020, Mississippi

**9,401**  
Presumed Recovered\*

\*Reflects Provisional Estimates. Presumed Recovered if:

- 1) It has been 14 days or more since the case tested positive, if they were not hospitalized
- 2) It has been 21 days or more since the case tested positive, if they were hospitalized or hospitalization was unknown.

All deaths excluded. Presumed recovered counts will be updated weekly.

## U.S. and World Cases

- ▶ [COVID-19 cases in the United States \(CDC\)](#)
- ▶ [U.S. COVID-19 Tracker \(CDC\)](#)
- ▶ [COVID-19 Global Case Map \(Johns Hopkins University\)](#)

---

## COVID-19 Testing

### Statewide Combined Testing as of May 28

COVID-19 testing providers around the state include commercial laboratories as well as hospital labs. Combined with testing done by the MSDH Public Health Laboratory, the figures provide a complete picture of all Mississippi testing.

**PCR** testing detects current, active COVID-19 infection in an individual.

**Antibody** (serology) testing identifies individuals with past COVID-19 infection based on antibodies they develop one to three weeks after infection.

	Total tests	PCR	Antibody
MSDH Public Health Laboratory	28,477	28,477	0
Other providers	137,831	130,496	7,335
Total tests for COVID-19 statewide	<b>166,308</b>	<b>158,973</b>	<b>7,335</b>

### MSDH Individuals Tested as of May 28

MSDH Public Health Laboratory (MPHL) testing totals as of 6 p.m. These totals are for tests performed at the MPHL only.

- Total individuals tested by the MPHL: **26,974**
- Total positive individuals from MPHL tests: **2,639**

### Getting Tested for COVID-19

The MSDH Public Health Laboratory, its partners, and private providers are testing statewide for COVID-19.

Anyone with symptoms of fever, severe cough or severe chest pains – especially those who are older or in poor health – should make arrangements for testing with their doctor or one of the many healthcare providers now performing testing. Healthcare providers can assess your health history and symptoms, and perform testing for COVID-19 as needed. MSDH is also helping conduct free drive-up testing sites in many parts of the state. **Always call ahead to the testing provider for instructions on safely being examined before you visit for your test.**

- ▶ [Find a COVID-19 testing provider near you](#)

- ▶ [Video: A tour through COVID-19 testing at the MSDH Public Health Lab](#)



---

## What MSDH Is Doing

The Mississippi State Department of Health is aggressively responding to the rapidly evolving COVID-19 situation. With other state agencies, it has activated emergency operations in order to slow the spread of COVID-19 in Mississippi.

Other steps that MSDH is taking include:

- **Surveillance:** Increasing surveillance (monitoring) activities to identify cases of COVID-19 as quickly as possible and to limit person-to-person transmission.
- **Testing:** Making COVID-19 testing available for healthcare providers through the MSDH Public Health Laboratory.
- **Planning:** Working directly with hospitals and healthcare providers across the state to plan for possible cases of COVID-19, preparing them to identify and safely treat cases.
- **Readiness:** Assessing statewide hospital capacities, ensuring the capacity of the MSDH Public Health Laboratory for COVID-19 testing, and informing all Mississippi healthcare providers about procedures for identifying and testing for coronavirus cases.
- **Information:** Providing guidance to business, education and other entities on how to respond to the possible spread of COVID-19 in the community.

---

## Prevention and Preparation for Individuals and the Community

► [Preventive steps to take, recommendations, guidances and general information on COVID-19](#)

Our free newsletter includes monthly disease updates:



Last reviewed on Mar 5,  
2020

[error on this](#)

[email page](#)

[print](#)

### *Related resources*

► [Local COVID-19 Testing Providers](#)

► [COVID-19 Guidance and Prevention for Individuals and the Community](#)

Updated May 26, 2020

### *More topics*

- [\[ Espanol, Tieng Viet, ASL \]](#)
- [Diagnostic Testing EUA](#)
- [Handouts and Posters](#)
- [Healthcare Professionals](#)
- [Interactive Map and Charts](#)
- [Prevention and Safety Guidance](#)
- [Testing for COVID-19](#)



Find us on Twitter:

@msdh

[CHECK US OUT >](#)

#### AGENCY

[About Us](#)

[Administration](#)

[Board of Health](#)

[County Offices](#)

[Institutional Review](#)

[Jobs](#)

[Locations](#)

[Public Health Laboratory](#)

[RFPs/Grants](#)

[More »](#)

[Intranet](#)

[OHIT+ER Service Center](#)

[Webmail](#)

#### INFORMATION

[Apps](#)

[Calendar of Events](#)

[Contact Us](#)

[Meetings](#)

[Health Resources](#)

[Hotlines](#)

[Locations](#)

[News](#)

[Newsletter](#)

[Phone Numbers](#)

[Español](#)

#### I NEED A ...

[Birth Certificate](#)

[Certificate of Need](#)

[Children's Health Insurance](#)

[Complaint Form](#)

[Criminal History Check](#)  
[Death Certificate](#)  
[Divorce Record](#)  
[Food Permit](#)  
[Immunization Record](#)  
[J-1 Visa](#)  
[License Verification](#)  
[Marriage Record](#)  
[Professional License](#)  
[Public Records Request](#)  
[Wastewater Application](#)

#### **PUBLICATIONS**

---

[Annual Report](#)  
[CON Weekly Reports](#)  
[Health Facilities Directory](#)  
[Mississippi Morbidity Reports](#)  
[Public Health Report](#)  
[State Health Plan](#)  
[Strategic Plan](#)

[More »](#)

Mississippi State Department of Health • 570 East Woodrow Wilson Dr • Jackson, MS 39216 • 866-HLTHY4U • [Contact and information](#)

