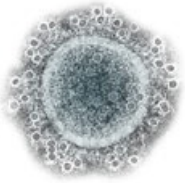




Coronavirus Disease 2019 (COVID-19)

Updated May 31, 2020



The national Centers for Disease Control and Prevention (CDC) and the Mississippi State Department of Health continue to closely monitor the outbreak of respiratory illnesses caused by the novel (new) coronavirus COVID-19, and are working to limit the spread of cases nationally and in Mississippi. MSDH is actively working with doctors and hospitals to quickly identify cases and respond effectively to limit this outbreak.



If you are waiting for test results, it is essential to remain at home. Do not go to work or leave home. Stay in a specific room at home and avoid contact with other family members as much as possible. These steps are important to prevent the possible spread of disease.

► [More important steps for you and your family](#)

Healthcare Professionals

Guidances and more →

- [MSDH guidances](#)
- [Specimens](#)
- [Lab dropoff](#)
- [CDC guidances](#)
- [MS-HAN Alerts](#)

[ALL HEALTHCARE](#)

Current Cases and Statistics

County and state data →

- [Total cases and deaths](#)
- [County tables](#)
- [Map and charts](#)
- [Lab testing](#)
- [Recoveries](#)

[ALL STATISTICS](#)

Prevention, Safety and Testing

Personal and community →

- ▶ [Testing locations](#)
- ▶ [Personal protection](#)
- ▶ [Community prevention](#)
- ▶ [After you get tested](#)
- ▶ [General information](#)

ALL PREVENTION

Mississippi Coronavirus Hotline (7 days a week, 7 a.m.–7 p.m.): 877-978-6453
Hard of hearing? Dial 711 for assistance.

Local COVID-19 testing: [Find COVID-19 testing near you »](#)

COVID-19 in Mississippi

New Cases and Deaths as of May 30

NEW CASES

272

New COVID-19 positive tests reported to MSDH as of 6 p.m. yesterday

NEW DEATHS

11

New COVID-19 related deaths reported to MSDH as of 6 p.m. yesterday

Attala	1
Jefferson Davis	1
Jones	3
Lauderdale	1
Lincoln	1
Neshoba	1
Rankin	1

Warren	1
Webster	1

LTC OUTBREAKS

137

Current outbreaks in long-term care facilities. (One or more cases among staff or residents counts as an outbreak.)

About our case counts: We currently update our case totals each morning based on test results from the previous day. Outside laboratories also report positive test results to us, which are included in our totals.

County case numbers and deaths may change as investigation finds new or additional information.

Cases and Deaths by County

Totals of all reported cases since March 11, including those in long-term care (LTC) facilities.

County	Total Cases	Total Deaths	Total LTC Facility Cases	Total LTC Facility Deaths
Adams	199	15	43	8
Alcorn	17	1	0	0
Amite	64	1	12	1
Attala	298	17	80	14
Benton	14	0	1	0
Bolivar	162	11	17	4
Calhoun	65	4	23	4
Carroll	117	11	46	9
Chickasaw	135	12	34	8
Choctaw	43	2	0	0
Claiborne	110	2	8	1
Clarke	144	18	17	7
Clay	112	4	0	0
Coahoma	125	4	0	0
Copiah	312	4	0	0
Covington	164	2	1	0
Desoto	542	7	19	2
Forrest	564	38	88	27

County	Total Cases	Total Deaths	Total LTC Facility Cases	Total LTC Facility Deaths
Franklin	29	2	3	1
George	25	1	0	0
Greene	13	1	0	0
Grenada	94	3	14	2
Hancock	91	11	9	3
Harrison	258	7	3	2
Hinds	1006	25	81	13
Holmes	429	28	81	14
Humphreys	59	7	16	5
Itawamba	86	7	34	6
Jackson	308	13	40	4
Jasper	163	4	1	0
Jefferson	42	1	0	0
Jefferson Davis	77	3	4	1
Jones	629	28	88	15
Kemper	144	11	32	7
Lafayette	136	4	38	1
Lamar	238	5	5	2
Lauderdale	738	62	195	41
Lawrence	102	1	1	0
Leake	427	12	2	0
Lee	153	6	21	1
Leflore	264	31	90	18
Lincoln	263	29	86	22
Lowndes	211	9	19	5
Madison	724	23	101	12
Marion	114	9	15	2
Marshall	81	3	2	0
Monroe	257	25	92	22
Montgomery	85	1	0	0
Neshoba	646	39	69	21
Newton	270	4	5	0
Noxubee	186	6	14	3

County	Total Cases	Total Deaths	Total LTC Facility Cases	Total LTC Facility Deaths
Oktibbeha	239	12	47	9
Panola	71	3	0	0
Pearl River	209	31	45	11
Perry	50	3	0	0
Pike	203	11	15	6
Pontotoc	35	3	3	1
Prentiss	53	3	22	3
Quitman	33	0	0	0
Rankin	439	8	7	0
Scott	644	12	13	2
Sharkey	7	0	0	0
Simpson	98	0	5	0
Smith	152	11	33	7
Stone	30	0	0	0
Sunflower	84	3	0	0
Tallahatchie	27	1	0	0
Tate	94	1	2	0
Tippah	73	11	0	0
Tishomingo	32	0	1	0
Tunica	55	3	12	2
Union	82	5	20	4
Walthall	56	0	0	0
Warren	173	10	37	7
Washington	178	7	8	1
Wayne	204	1	2	0
Webster	69	2	18	1
Wilkinson	85	9	5	2
Winston	117	1	0	0
Yalobusha	93	5	27	5
Yazoo	281	4	11	2
Total	15,501	734	1,883	371

Long-Term Care Facility Cases and Deaths by Race

Long-term care (LTC) facilities like nursing homes are considered high risk locations because their residents are older or in

poor health. Even one case of COVID-19 in these facilities among residents or employees is considered an outbreak. We investigate residents, staff and close contacts of infected individuals for possible exposure. (Long-term care facilities include nursing homes, intermediate care facilities for individuals with intellectual disabilities, personal care homes, assisted living facilities, long-term acute care facilities, and psychiatric or chemical dependency residential treatment centers.)

► [View a table by county of Mississippi COVID-19 cases in long-term care facilities](#) PDF

Mississippi Cases and Deaths Tables

- [Mississippi COVID-19 cases by county, race and ethnicity](#) PDF
- [Mississippi COVID-19 deaths by county, race and ethnicity](#) PDF
- [Mississippi counties ranked by weekly cases and incidence](#)

Mississippi COVID-19 Map and Charts

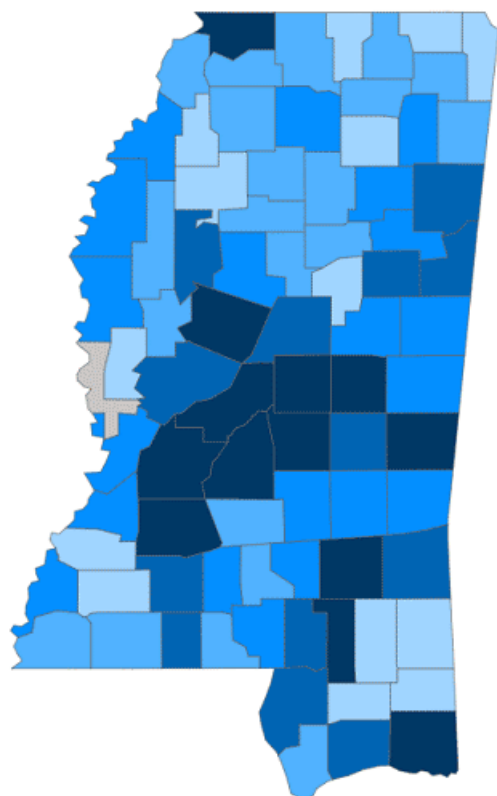
Data Overviews as of May 30

Our state case map and other data charts are also available in interactive form.

- [View interactive map](#)
- [View interactive epidemiological trend and syndromic surveillance](#)
- [View interactive hospitalization chart](#)

The charts below are based on available data at the time of publication. Charts do not include cases where insufficient details of the case are known.

Mississippi COVID-19 Cases and Deaths by Race with Ethnicity as of 6 pm CT, May 30, 2020



Total Cases

15,501

	American Indian or Alaska Native	Asian	Black	White	Other	Unknown
Non Hispanic	193	51	7699	3956	180	21
Hispanic	5	1	33	191	630	18
Unknown Ethnicity	471	5	664	436	354	593

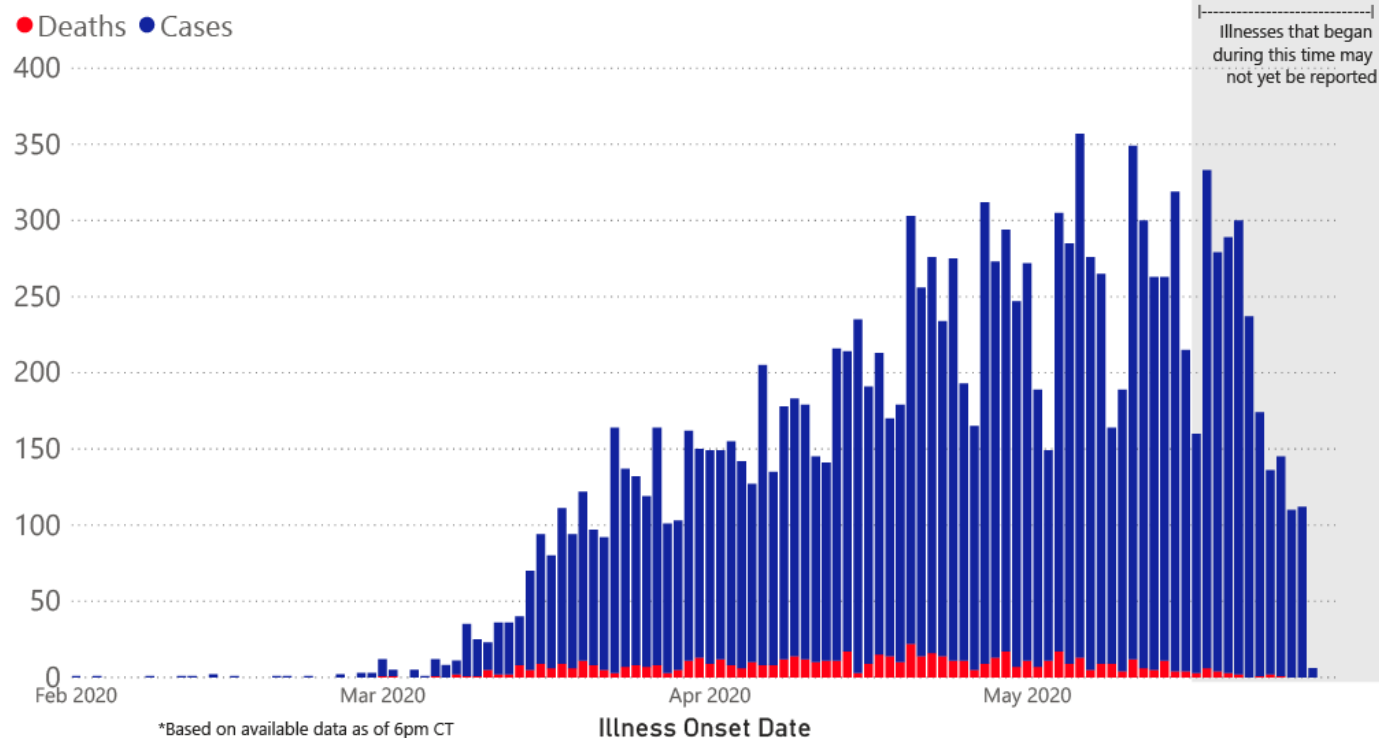
Total Deaths

734

	American Indian or Alaska Native	Asian	Black	White	Other	Unknown
Non Hispanic	22	0	364	302	1	0
Hispanic	1	0	0	4	5	0
Unknown Ethnicity	6	0	10	14	3	2

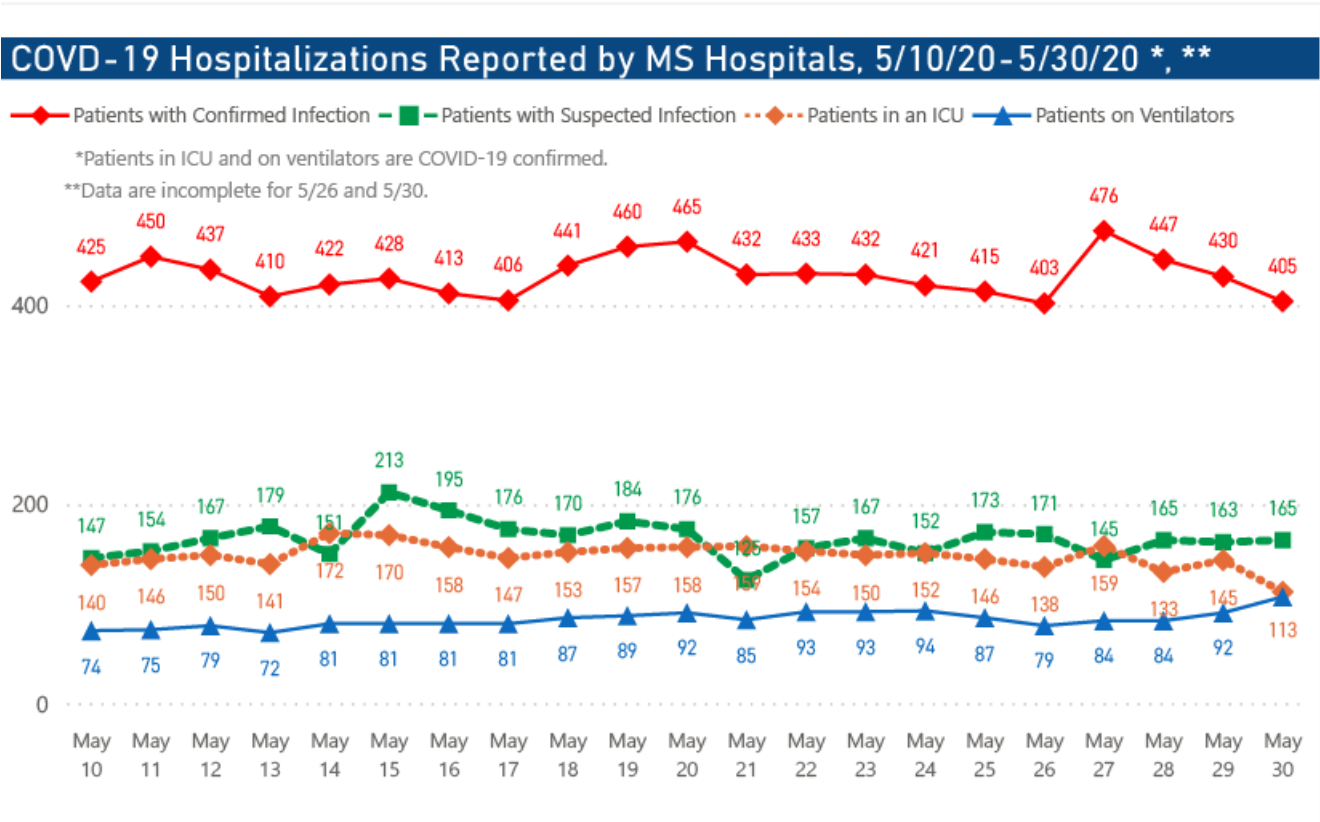
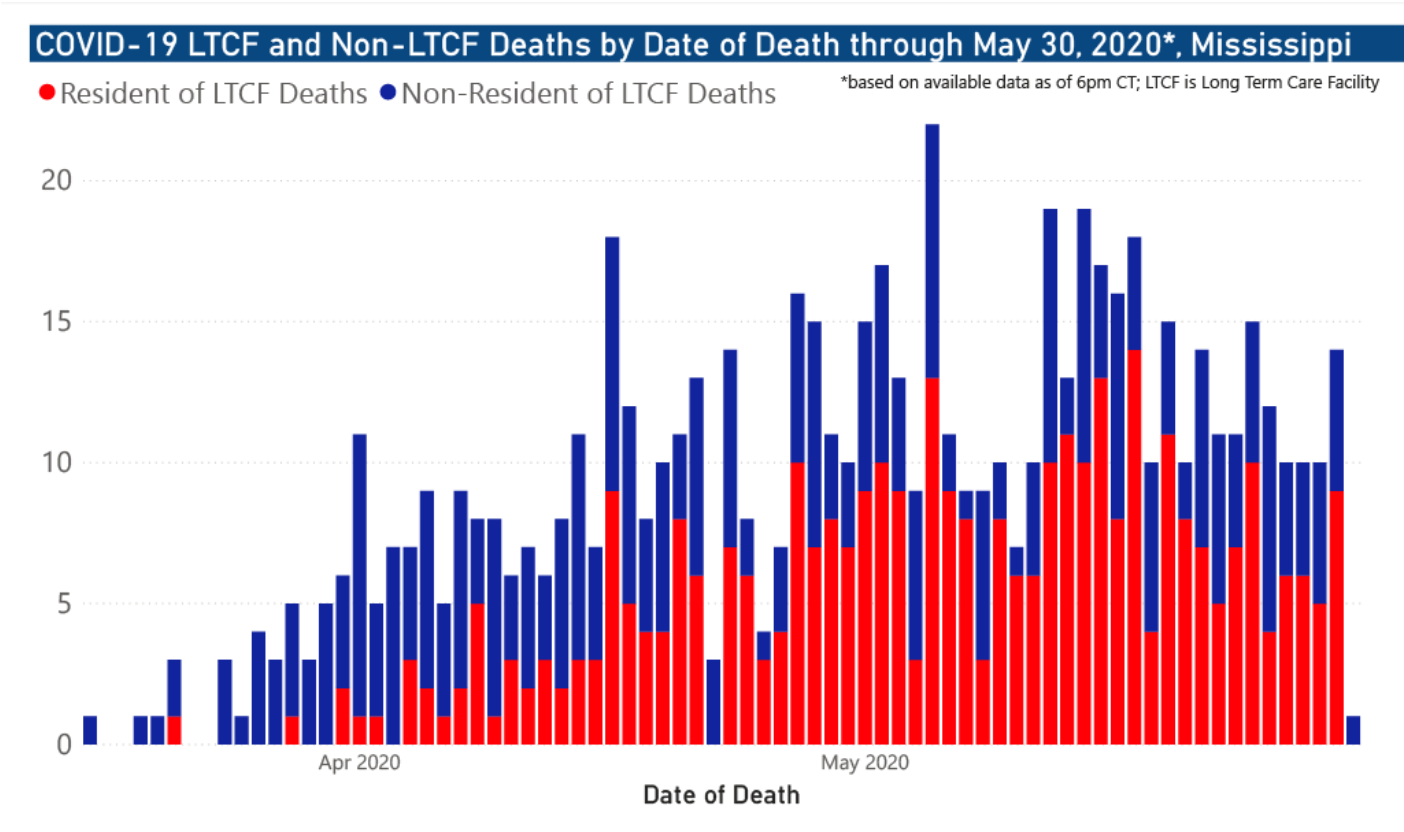
Note: In our charts by race, "Other" includes American Indian and Asian.

COVID-19 Cases and Deaths by Date of Illness Onset through May 30, 2020*, Mississippi



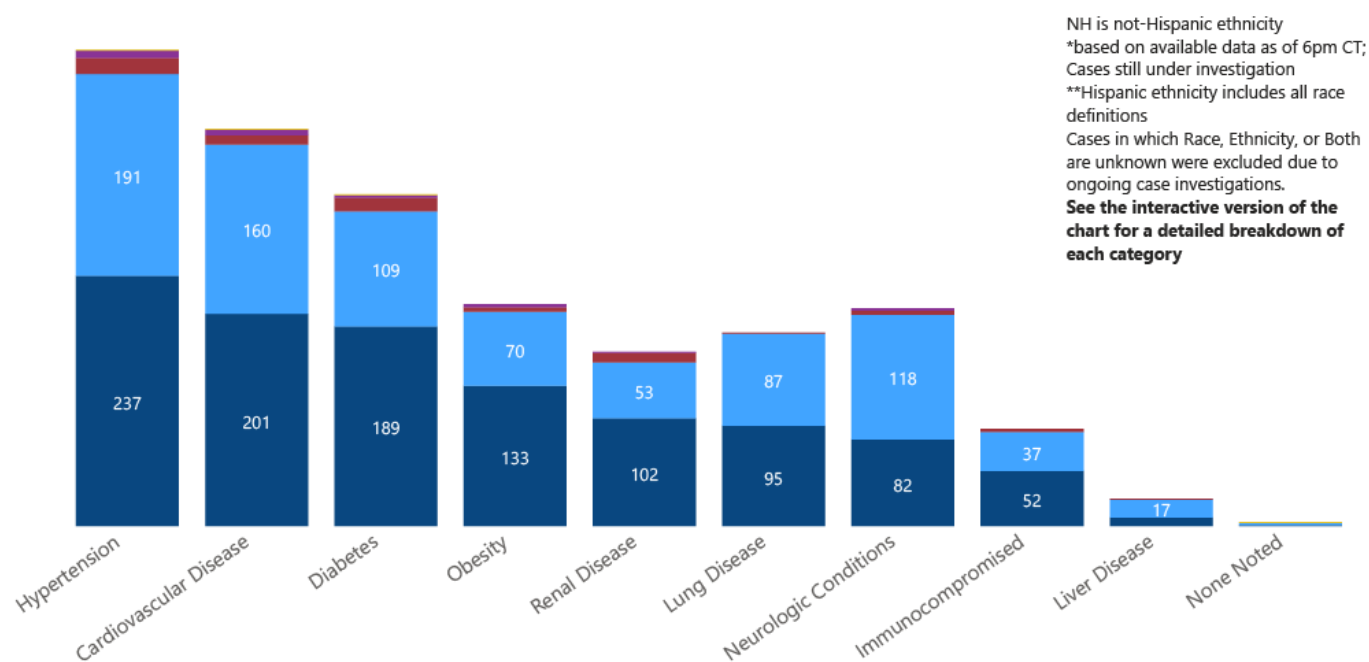
Note: Values up to two weeks in the past on the Date of Illness Onset chart above can change as we update it with new

information from disease investigation.

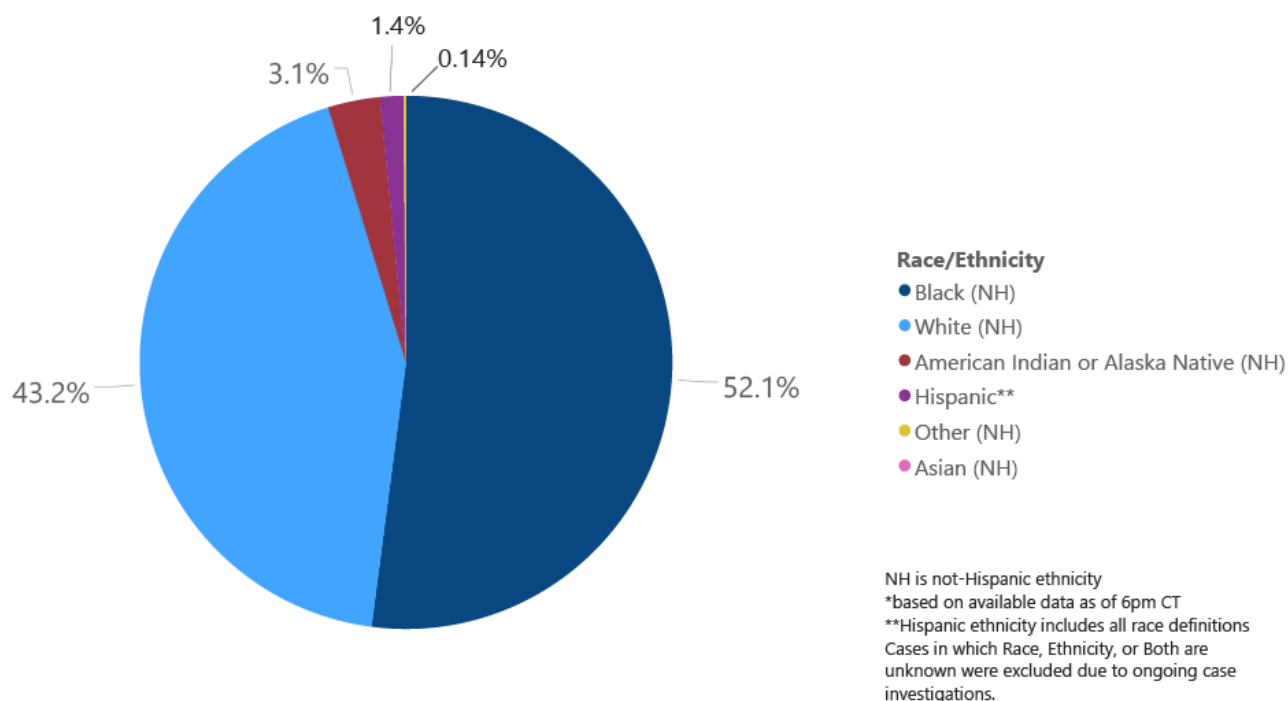


COVID-19 Underlying Conditions in Deaths by Race/Ethnicity through May 30, 2020*, Mississippi

Race/Ethnicity ● Black (NH) ● White (NH) ● American Indian or Alaska Native (NH) ● Hispanic** ● Other (NH) ● Asian (NH)

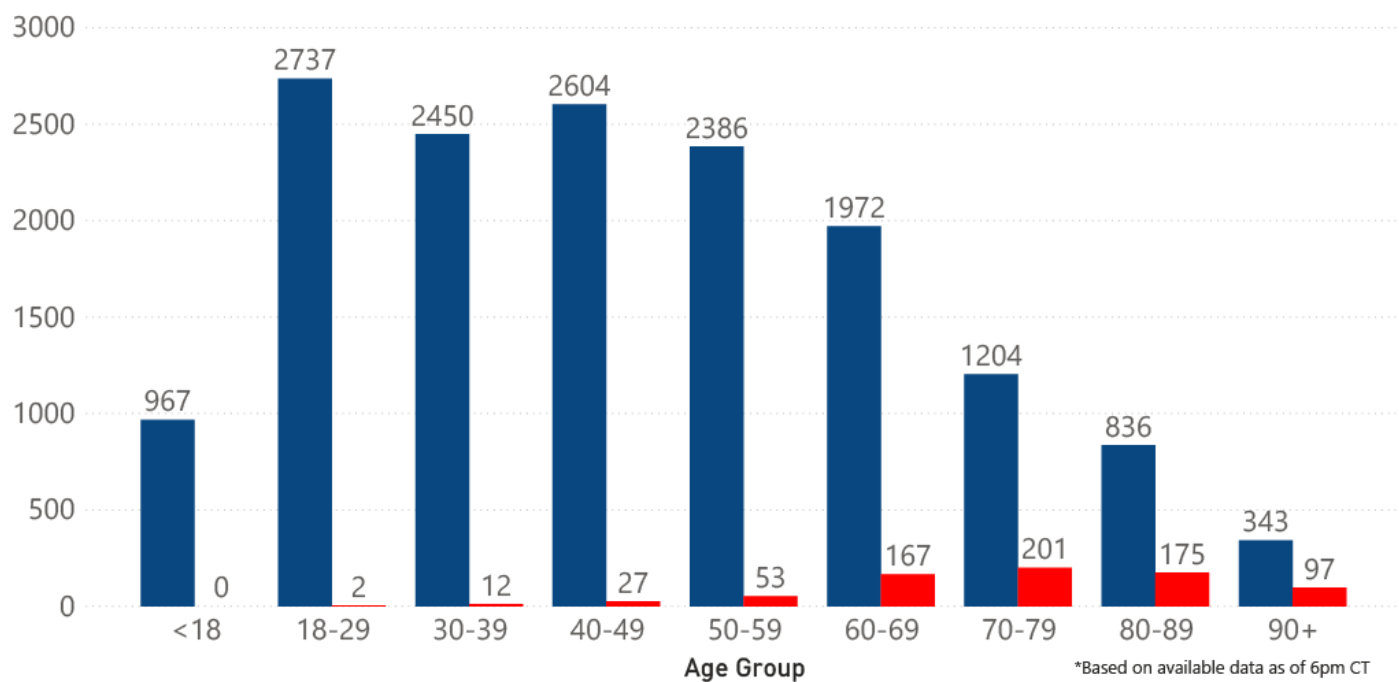


COVID-19 Deaths by Race/Ethnicity through May 30, 2020*, Mississippi

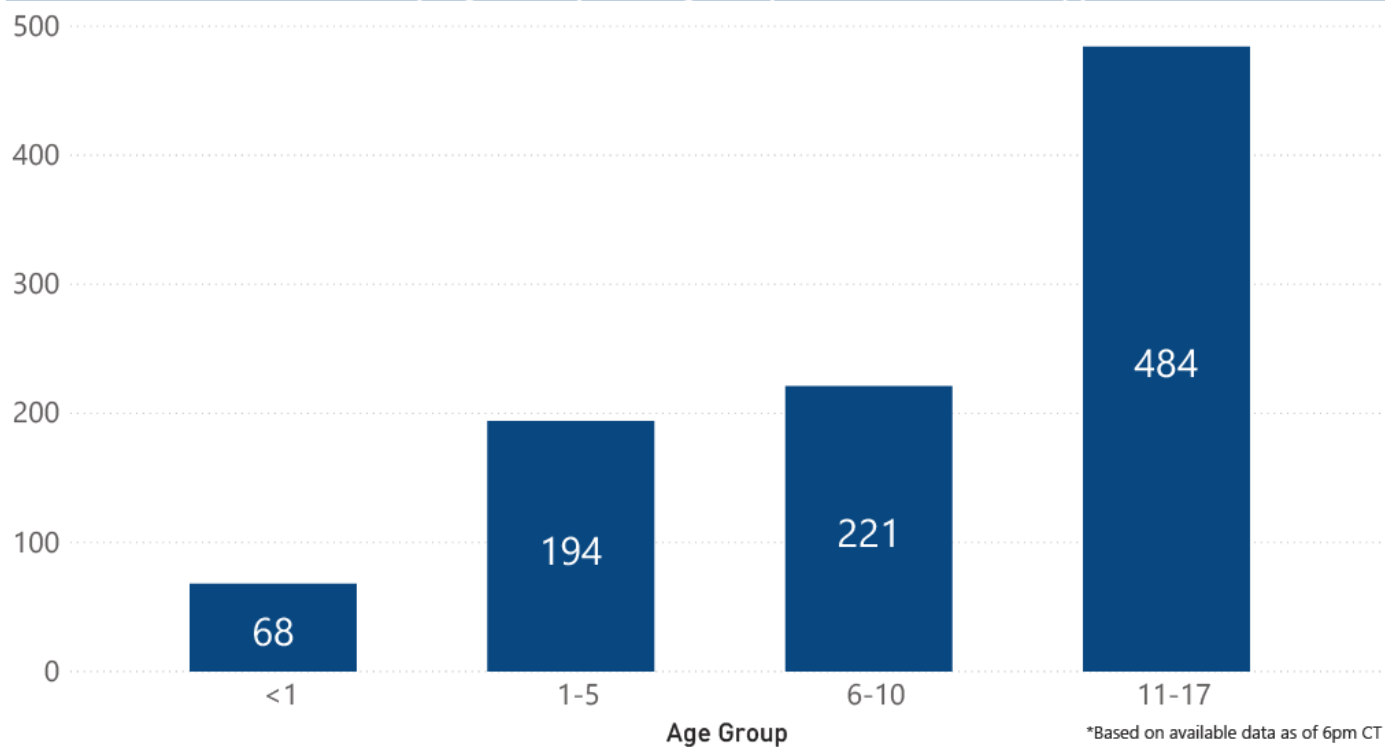


COVID-19 Cases and Deaths by Age Group through May 30, 2020*, Mississippi

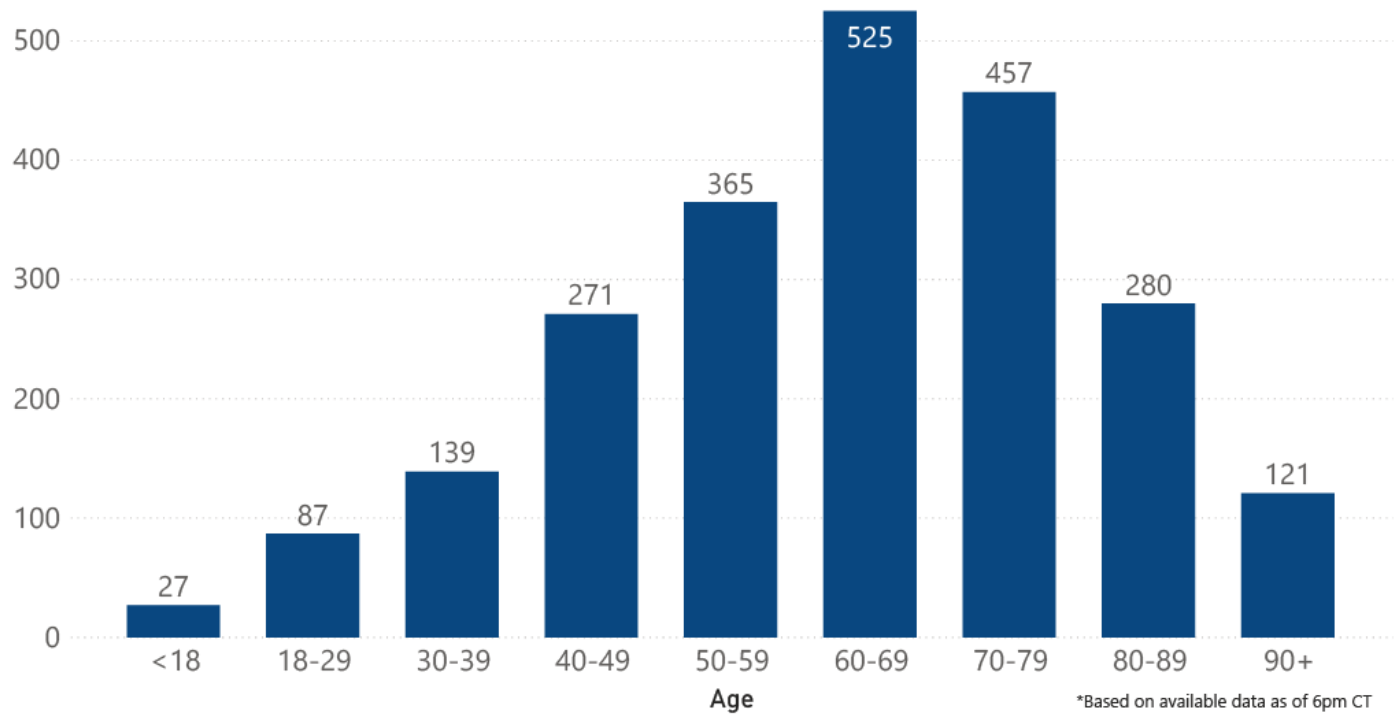
● Cases ● Deaths



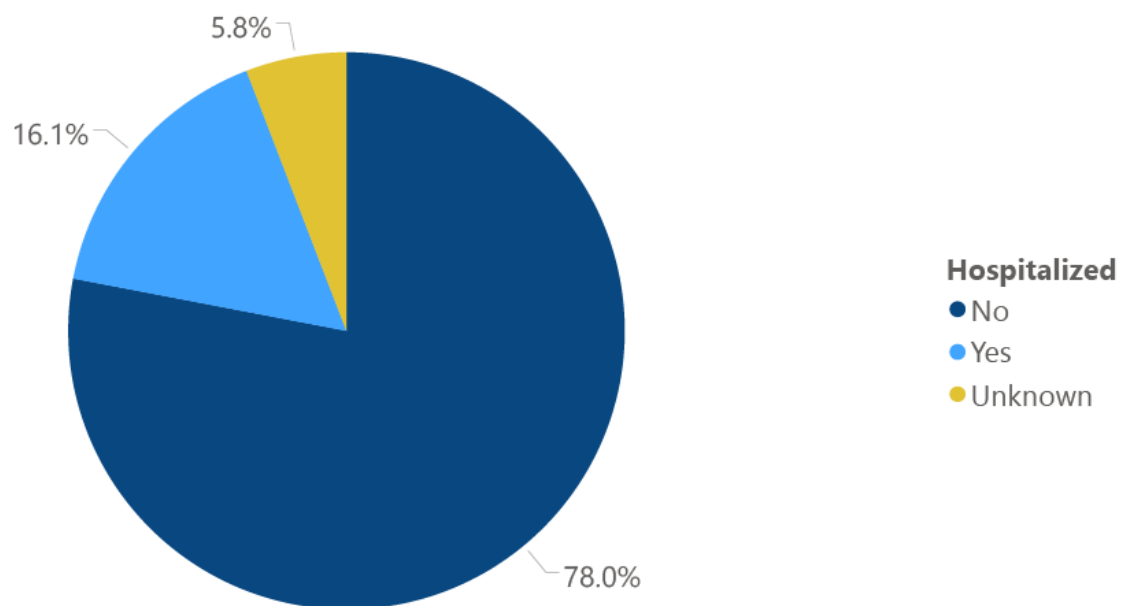
COVID-19 Pediatric Cases by Age Group through May 30, 2020*, Mississippi



COVID-19 Hospitalized Cases by Age through May 30, 2020*, Mississippi



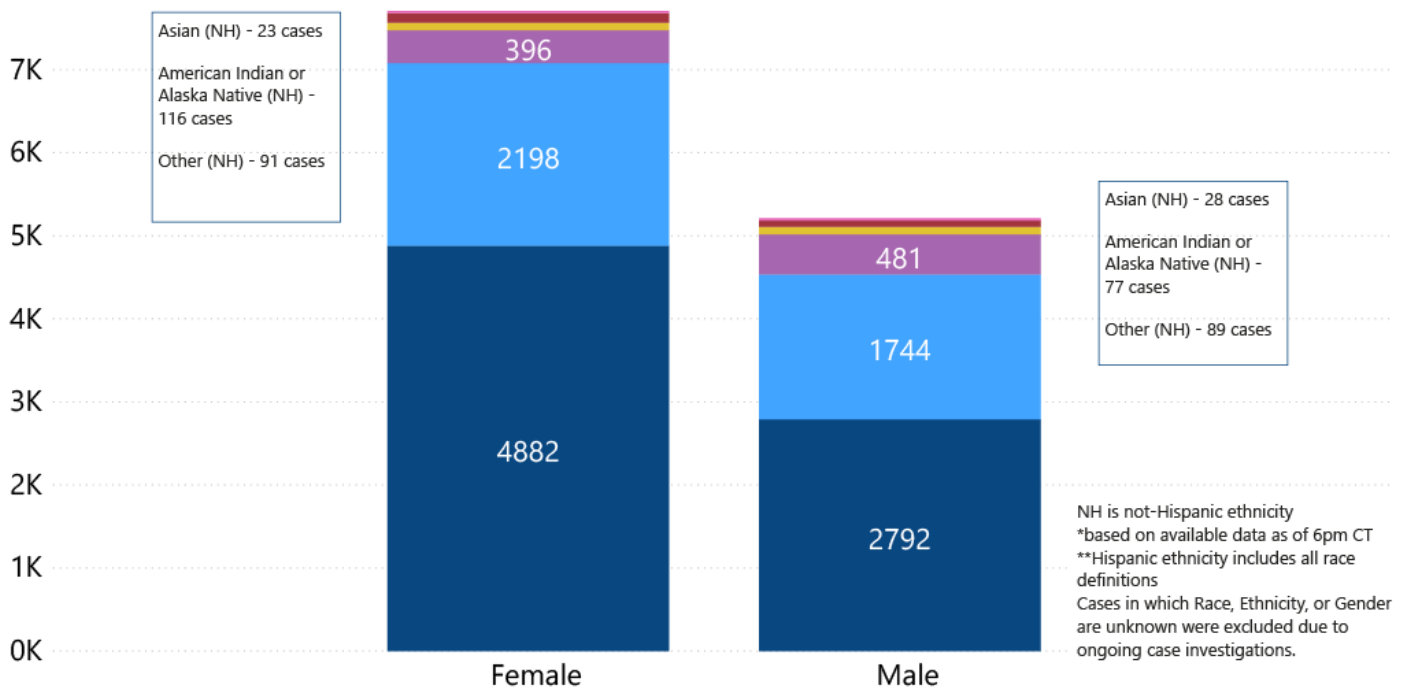
COVID-19 Cumulative Hospitalizations-Investigated Cases May 30, 2020 *



* N=14,074, 1,427 cases excluded due to ongoing investigations, based on available data as of 6 pm CT

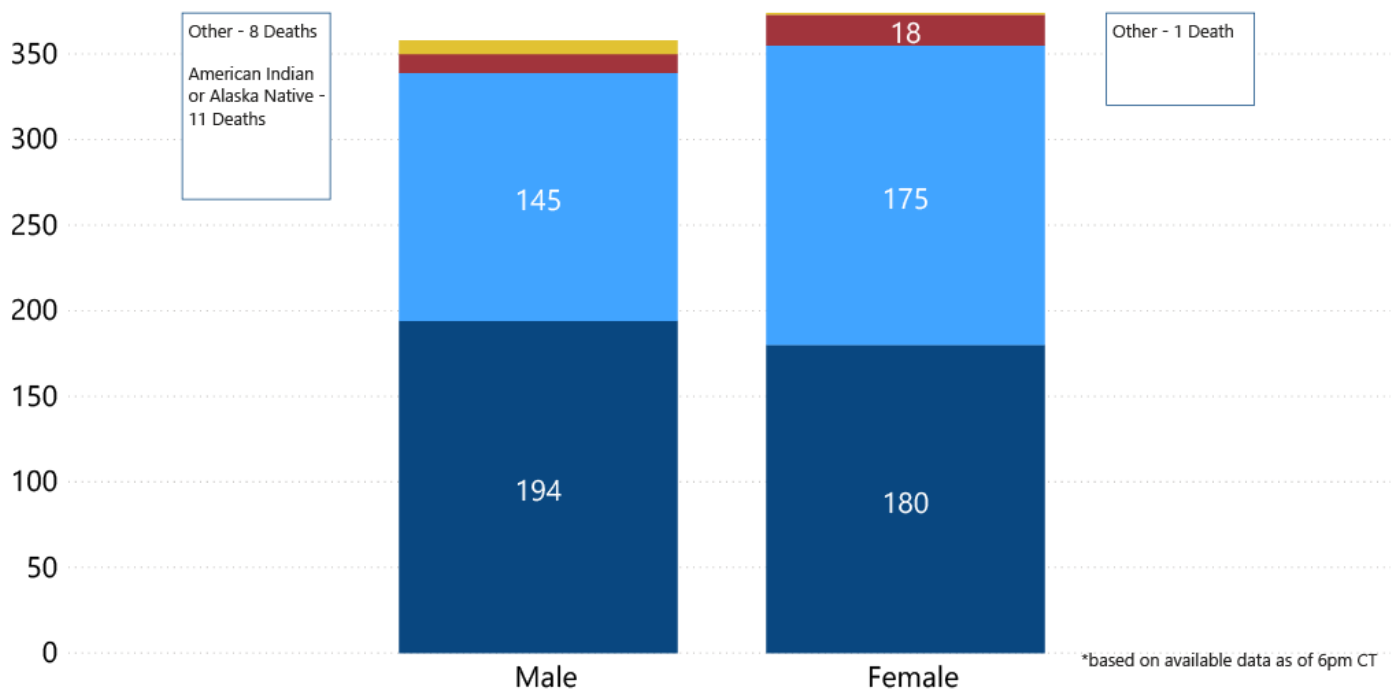
COVID-19 Cases by Race/Ethnicity and Gender through May 30, 2020*, Mississippi

Race/Ethnicity ● Black (NH) ● White (NH) ● Hispanic** ● Other (NH) ● American Indian or Alaska Native (NH) ● Asian (NH)

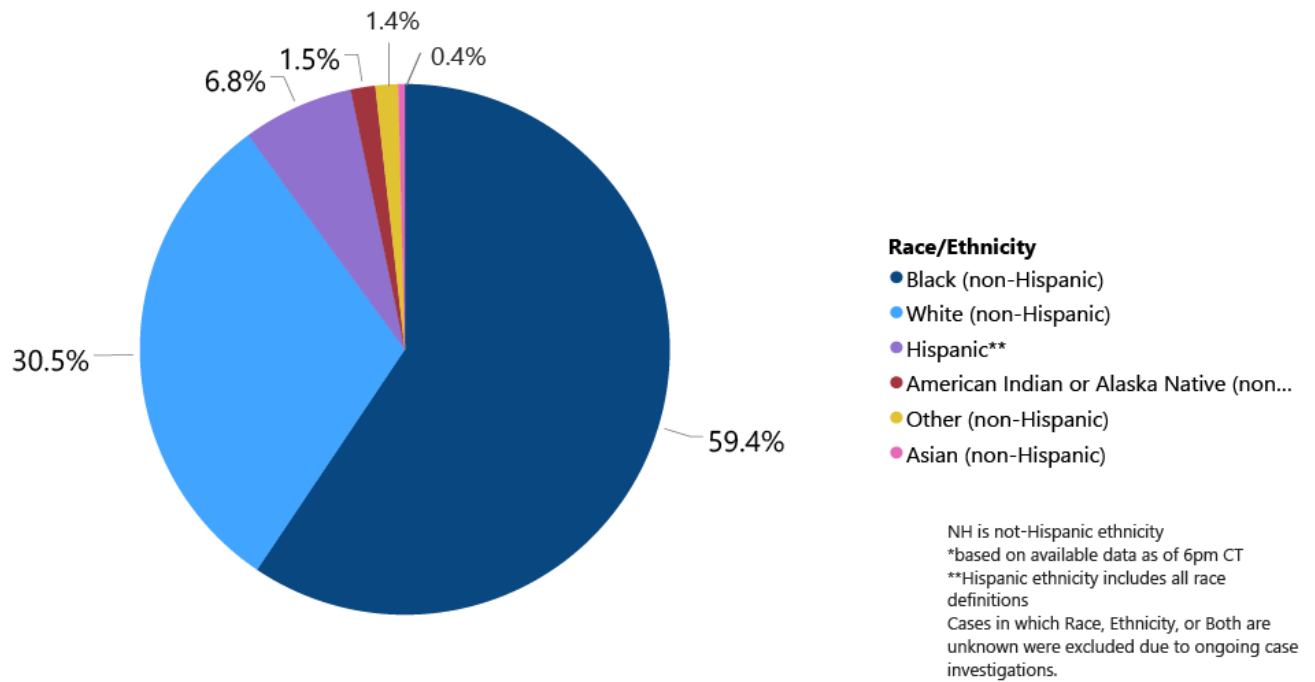


COVID-19 Deaths by Race and Gender through May 30, 2020*, Mississippi

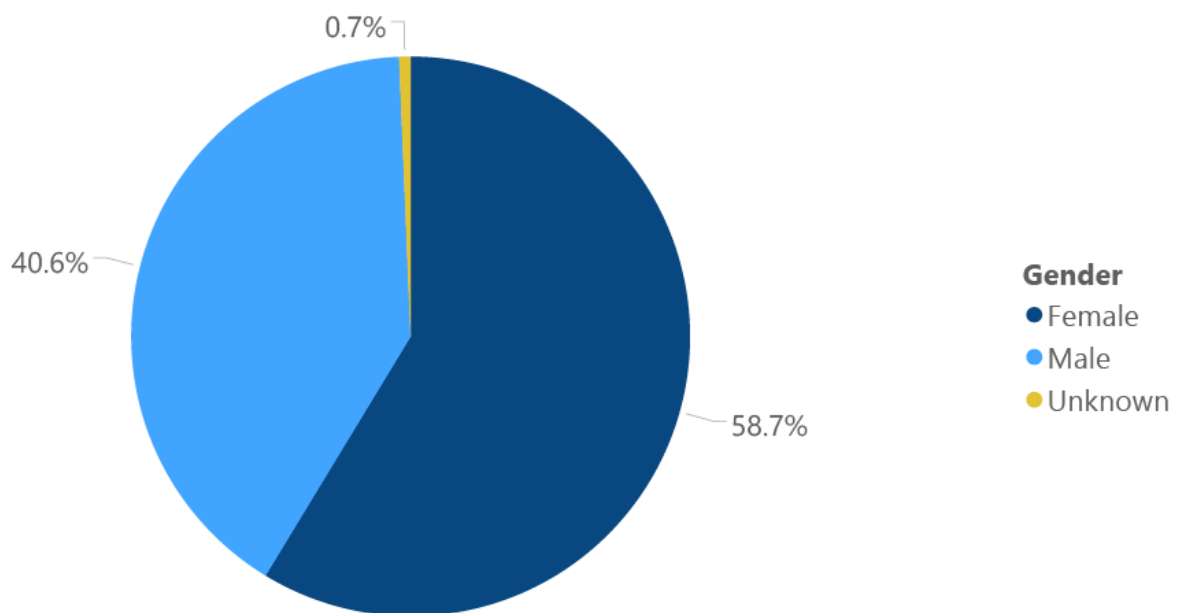
Race ● Black ● White ● American Indian or Alaska Native ● Other ● Asian



COVID-19 Cases by Race/Ethnicity through May 30, 2020*, Mississippi



COVID-19 Cases by Gender through May 30, 2020*, Mississippi



*Based on available data as of 6pm CT

Weekly High Case and High Incidence Counties

These weekly tables count cases based on the date of testing, not the date the test result was reported, and count only those cases where the date of testing is known.

They rank counties by weekly cases, and by incidence (cases proportional to population). A separate table ranking all counties is also available. All tables updated weekly.

COVID-19 High Case MS Counties Over 1 Week Period (May 18- May 24, 2020*)

County	Cases (May 18-May 24)	Cases per 100,000 (May 18-May 24)	Cases to Date	Cases per 100,000 Total	Percent Change
JONES	89	130.0	492	718.7	22%
HINDS	85	35.9	898	378.8	10%
WAYNE	59	290.7	125	615.8	89%
MADISON	49	46.4	653	618.2	8%
NESHOBA	46	157.9	514	1764.8	10%
LAUDERDALE	45	59.7	680	902.9	7%
RANKIN	45	29.2	356	231.3	14%
HOLMES	43	244.0	369	2094.0	13%
COPIAH	37	129.6	284	995.0	15%
FORREST	37	49.3	486	647.7	8%
DESOTO	36	19.8	474	260.4	8%
LEFLORE	34	117.6	241	833.4	16%

*based on available data as of 6pm CT

Cases based on test date. Cases without test date excluded due to ongoing investigations.

Table will be updated weekly.

COVID-19 High Incidence MS Counties Over 1 Week Period (May 18-May 24, 2020*)

County	Cases (May 18-May 24)	Cases per 100,000 (May 18-May 24)	Cases to Date	Cases per 100,000 Total	Percent Change
WAYNE	59	290.7	125	615.8	89%
HOLMES	43	244.0	369	2094.0	13%
NOXUBEE	18	170.9	165	1566.2	12%
NESHOBA	46	157.9	514	1764.8	10%
JONES	89	130.0	492	718.7	22%
COPIAH	37	129.6	284	995.0	15%
KEMPER	12	119.7	127	1266.6	10%
LEFLORE	34	117.6	241	833.4	16%
LAWRENCE	14	112.4	94	754.7	18%
JASPER	18	109.6	145	882.6	14%
PERRY	11	92.2	49	410.7	29%
COAHOMA	16	70.7	106	468.4	18%

*based on available data as of 6pm CT

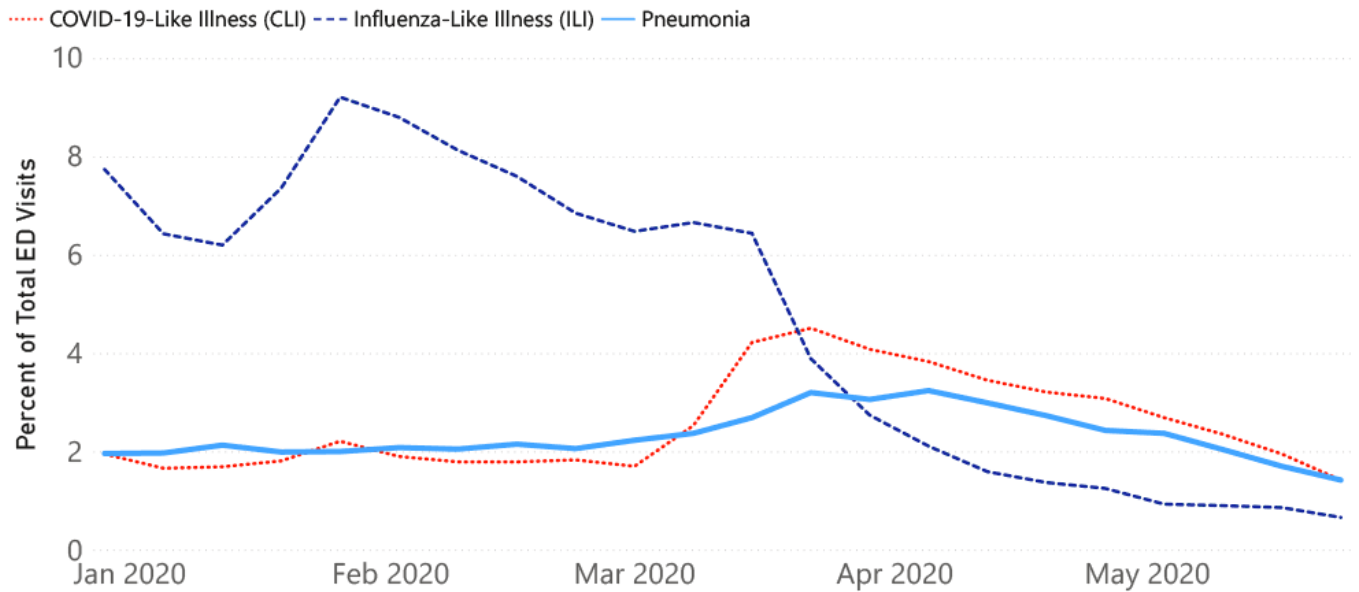
Cases based on test date. Cases without test date excluded due to ongoing investigations.

Table will be updated weekly.

Syndromic Surveillance

Emergency department visits by those with symptoms characteristic of COVID-19, influenza and pneumonia, updated weekly.

Percentage of Emergency Department visits for CLI, ILI, and Pneumonia Cases Weekly Statewide Summary, December 29, 2019 - May 24, 2020



*The graph represents syndromic surveillance data from emergency department visits, reported electronically by hospitals throughout the state, that are consistent with COVID-19-Like Illness (CLI), Influenza-Like Illness (ILI), and Pneumonia. Based on available data as of 6pm CT. Graph will be updated weekly.

Estimated Recoveries

Presumed COVID-19 cases recovered, estimated weekly (does not include cases still under investigation).

COVID-19 Presumed Recovered Cases through May 24, 2020, Mississippi

9,401
Presumed Recovered*

*Reflects Provisional Estimates. Presumed Recovered if:

- 1) It has been 14 days or more since the case tested positive, if they were not hospitalized
- 2) It has been 21 days or more since the case tested positive, if they were hospitalized or hospitalization was unknown.

All deaths excluded. Presumed recovered counts will be updated weekly.

U.S. and World Cases

- ▶ [COVID-19 cases in the United States \(CDC\)](#)
- ▶ [U.S. COVID-19 Tracker \(CDC\)](#)
- ▶ [COVID-19 Global Case Map \(Johns Hopkins University\)](#)

COVID-19 Testing

Statewide Combined Testing as of May 30

COVID-19 testing providers around the state include commercial laboratories as well as hospital labs. Combined with testing done by the MSDH Public Health Laboratory, the figures provide a complete picture of all Mississippi testing.

PCR testing detects current, active COVID-19 infection in an individual.

Antibody (serology) testing identifies individuals with past COVID-19 infection based on antibodies they develop one to three weeks after infection.

	Total tests	PCR	Antibody
MSDH Public Health Laboratory	32,589	32,589	0
Other providers	146,877	139,248	7,629
Total tests for COVID-19 statewide	179,466	171,837	7,629

MSDH Individuals Tested as of May 30

MSDH Public Health Laboratory (MPHL) testing totals as of 6 p.m. These totals are for tests performed at the MPHL only.

- Total individuals tested by the MPHL: 30,808
- Total positive individuals from MPHL tests: 2,801

Getting Tested for COVID-19

The MSDH Public Health Laboratory, its partners, and private providers are testing statewide for COVID-19.

Anyone with symptoms of fever, severe cough or severe chest pains – especially those who are older or in poor health – should make arrangements for testing with their doctor or one of the many healthcare providers now performing testing. Healthcare providers can assess your health history and symptoms, and perform testing for COVID-19 as needed. MSDH is also helping conduct free drive-up testing sites in many parts of the state. Always call ahead to the testing provider for instructions on safely being examined before you visit for your test.

- ▶ [Find a COVID-19 testing provider near you](#)

- ▶ [Video: A tour through COVID-19 testing at the MSDH Public Health Lab](#)

What MSDH Is Doing

The Mississippi State Department of Health is aggressively responding to the rapidly evolving COVID-19 situation. With other state agencies, it has activated emergency operations in order to slow the spread of COVID-19 in Mississippi.

Other steps that MSDH is taking include:

- Surveillance: Increasing surveillance (monitoring) activities to identify cases of COVID-19 as quickly as possible and to limit person-to-person transmission.
- Testing: Making COVID-19 testing available for healthcare providers through the MSDH Public Health Laboratory.
- Planning: Working directly with hospitals and healthcare providers across the state to plan for possible cases of COVID-19, preparing them to identify and safely treat cases.
- Readiness: Assessing statewide hospital capacities, ensuring the capacity of the MSDH Public Health Laboratory for COVID-19 testing, and informing all Mississippi healthcare providers about procedures for identifying and testing for coronavirus cases.
- Information: Providing guidance to business, education and other entities on how to respond to the possible spread of COVID-19 in the community.

Prevention and Preparation for Individuals and the Community

► [Preventive steps to take, recommendations, guidances and general information on COVID-19](#)

Get weekly restaurant inspections and more by e-mail:



Last reviewed on Mar 5,
2020

[error on this](#)

[email page](#)

[print](#)

Related resources

► [Local COVID-19 Testing Providers](#)

► [COVID-19 Guidance and Prevention for Individuals and the Community](#)

Updated May 26, 2020

More topics

► [\[Espanol, Tieng Viet, ASL \]](#)

► [Diagnostic Testing EUA](#)

► [Handouts and Posters](#)

► [Healthcare Professionals](#)

► [Interactive Map and Charts](#)

► [Prevention and Safety Guidance](#)

► [Testing for COVID-19](#)



Find us on Twitter:

@msdh

[CHECK US OUT >](#)

AGENCY

[About Us](#)

[Administration](#)

[Board of Health](#)

[County Offices](#)

[Institutional Review](#)

[Jobs](#)

[Locations](#)

[Public Health Laboratory](#)

[RFPs/Grants](#)

[More »](#)

[Intranet](#)

[OHIT+ER Service Center](#)

[Webmail](#)

INFORMATION

[Apps](#)

[Calendar of Events](#)

[Contact Us](#)

[Meetings](#)

[Health Resources](#)

[Hotlines](#)

[Locations](#)

[News](#)

[Newsletter](#)

[Phone Numbers](#)

[Español](#)

I NEED A ...

[Birth Certificate](#)

[Certificate of Need](#)

[Children's Health Insurance](#)

[Complaint Form](#)

[Criminal History Check](#)
[Death Certificate](#)
[Divorce Record](#)
[Food Permit](#)
[Immunization Record](#)
[J-1 Visa](#)
[License Verification](#)
[Marriage Record](#)
[Professional License](#)
[Public Records Request](#)
[Wastewater Application](#)

PUBLICATIONS

[Annual Report](#)
[CON Weekly Reports](#)
[Health Facilities Directory](#)
[Mississippi Morbidity Reports](#)
[Public Health Report](#)
[State Health Plan](#)
[Strategic Plan](#)

[More »](#)

Mississippi State Department of Health • 570 East Woodrow Wilson Dr • Jackson, MS 39216 • 866-HLTHY4U • [Contact and information](#)

