



## Coronavirus Disease 2019 (COVID-19)

*Updated June 2, 2020*



The national Centers for Disease Control and Prevention (CDC) and the Mississippi State Department of Health continue to closely monitor the outbreak of respiratory illnesses caused by the novel (new) coronavirus COVID-19, and are working to limit the spread of cases nationally and in Mississippi. MSDH is actively working with doctors and hospitals to quickly identify cases and respond effectively to limit this outbreak.



**If you are waiting for test results, it is essential to remain at home. Do not go to work or leave home. Stay in a specific room at home and avoid contact with other family members as much as possible.**

**These steps are important to prevent the possible spread of disease.**

▶ [More important steps for you and your family](#)

### Healthcare Professionals

Guidances and more →

- ▶ [MSDH guidances](#)
- ▶ [Specimens](#)
- ▶ [Lab dropoff](#)
- ▶ [CDC guidances](#)
- ▶ [MS-HAN Alerts](#)

#### [ALL HEALTHCARE](#)

### Current Cases and Statistics

County and state data →

- ▶ [Total cases and deaths](#)
- ▶ [County tables](#)
- ▶ [Map and charts](#)
- ▶ [Lab testing](#)
- ▶ [Recoveries](#)

#### [ALL STATISTICS](#)

## Prevention, Safety and Testing

Personal and community →

- ▶ [Testing locations](#)
- ▶ [Personal protection](#)
- ▶ [Community prevention](#)
- ▶ [After you get tested](#)
- ▶ [General information](#)

### ALL PREVENTION

Mississippi Coronavirus Hotline (7 days a week, 7 a.m.–7 p.m.): 877-978-6453  
Hard of hearing? Dial 711 for assistance.

Local COVID-19 testing: [Find COVID-19 testing near you »](#)

## COVID-19 in Mississippi

New Cases and Deaths as of June 1

### NEW CASES

268

New COVID-19 positive tests reported to MSDH as of 6 p.m. yesterday

### NEW DEATHS

28\*

New COVID-19 related deaths reported to MSDH as of 6 p.m. yesterday

Attala	1
Chickasaw	1
Desoto	1
Forrest	1
Jones	3
Lauderdale	3
Leflore	2

Madison	2
Neshoba	1
Wayne	1
Webster	1
Yalobusha	1

\* **10** confirmed COVID-19 related deaths between May 6 and May 27 were identified through death certificate reports. The additional deaths are reported in the following counties:

Chickasaw	1
Hancock	1
Lauderdale	3
Lee	1
Neshoba	2
Union	2

## LTC OUTBREAKS

127

Current outbreaks in long-term care facilities. (One or more cases among staff or residents counts as an outbreak.)

About our case counts: We currently update our case totals each morning based on test results from the previous day. Outside laboratories also report positive test results to us, which are included in our totals.

County case numbers and deaths may change as investigation finds new or additional information.

## Cases and Deaths by County

Totals of all reported cases since March 11, including those in long-term care (LTC) facilities.

County	Total Cases	Total Deaths	Total LTC Facility Cases	Total LTC Facility Deaths
Adams	200	15	43	8
Alcorn	18	1	0	0
Amite	64	1	12	1
Attala	303	18	80	15
Benton	14	0	1	0
Bolivar	165	11	17	4
Calhoun	67	4	23	4
Carroll	116	11	45	9
Chickasaw	137	14	34	9

County	Total Cases	Total Deaths	Total LTC Facility Cases	Total LTC Facility Deaths
Choctaw	47	2	0	0
Claiborne	112	2	8	1
Clarke	154	19	19	8
Clay	115	4	0	0
Coahoma	127	4	0	0
Copiah	315	4	0	0
Covington	173	2	1	0
Desoto	553	8	19	3
Forrest	594	39	89	28
Franklin	29	2	3	1
George	26	1	0	0
Greene	22	1	0	0
Grenada	99	3	14	2
Hancock	91	12	9	3
Harrison	263	7	3	2
Hinds	1035	26	82	13
Holmes	439	28	84	14
Humphreys	59	7	16	5
Itawamba	89	7	34	6
Jackson	308	13	40	4
Jasper	165	4	0	0
Jefferson	43	1	0	0
Jefferson Davis	80	3	4	1
Jones	663	31	94	17
Kemper	147	11	32	7
Lafayette	141	4	39	1
Lamar	248	5	4	2
Lauderdale	745	68	200	45
Lawrence	105	1	1	0
Leake	447	12	2	0
Lee	165	7	22	1
Leflore	273	34	92	21
Lincoln	270	29	86	22
Lowndes	230	9	19	5

County	Total Cases	Total Deaths	Total LTC Facility Cases	Total LTC Facility Deaths
Madison	745	25	101	14
Marion	115	9	15	2
Marshall	81	3	2	0
Monroe	265	25	92	22
Montgomery	85	1	0	0
Neshoba	707	42	70	23
Newton	282	4	4	0
Noxubee	191	6	14	3
Oktibbeha	253	14	72	11
Panola	84	3	0	0
Pearl River	211	31	45	11
Perry	51	3	0	0
Pike	204	11	15	6
Pontotoc	43	3	3	1
Prentiss	51	3	22	3
Quitman	30	0	0	0
Rankin	446	8	8	0
Scott	661	12	13	2
Sharkey	7	0	0	0
Simpson	102	0	5	0
Smith	153	11	42	7
Stone	31	0	0	0
Sunflower	85	3	0	0
Tallahatchie	29	1	0	0
Tate	89	1	2	0
Tippah	76	11	0	0
Tishomingo	34	0	1	0
Tunica	56	3	12	2
Union	85	7	20	6
Walthall	61	0	0	0
Warren	181	10	37	7
Washington	191	7	8	1
Wayne	224	2	1	0
Webster	67	3	18	2

County	Total Cases	Total Deaths	Total LTC Facility Cases	Total LTC Facility Deaths
Wilkinson	85	9	5	2
Winston	121	1	0	0
Yalobusha	96	6	26	6
Yazoo	286	4	11	2
<b>Total</b>	<b>16,020</b>	<b>767</b>	<b>1,935</b>	<b>395</b>

## Case Classifications

Mississippi investigates and reports both probable and confirmed cases and deaths according to the [CSTE case definition](#).

	Confirmed	Probable	Total
<b>Cases</b>	<b>15,910</b>	<b>110</b>	<b>16,020</b>
<b>Deaths</b>	<b>752</b>	<b>15</b>	<b>767</b>

Confirmed cases and deaths are generally determined by positive PCR tests, which detect the presence of ongoing coronavirus infection.

Probable cases are those who test positive by other testing methods such as antibody or antigen, and have recent symptoms consistent with COVID-19, indicating a recent infection.

Probable deaths are those individuals with a designation of COVID-19 as a cause of death on the death certificate, but where no confirmatory testing was performed.

## Long-Term Care Facility Cases and Deaths by Race

Long-term care (LTC) facilities like nursing homes are considered high risk locations because their residents are older or in poor health. Even one case of COVID-19 in these facilities among residents or employees is considered an outbreak. We investigate residents, staff and close contacts of infected individuals for possible exposure. (Long-term care facilities include nursing homes, intermediate care facilities for individuals with intellectual disabilities, personal care homes, assisted living facilities, long-term acute care facilities, and psychiatric or chemical dependency residential treatment centers.)

► [View a table by county of Mississippi COVID-19 cases in long-term care facilities](#) PDF

## Mississippi Cases and Deaths Tables

- [Mississippi COVID-19 cases by county, race and ethnicity](#) PDF
- [Mississippi COVID-19 deaths by county, race and ethnicity](#) PDF
- [Mississippi counties ranked by weekly cases and incidence](#)

## Mississippi COVID-19 Map and Charts

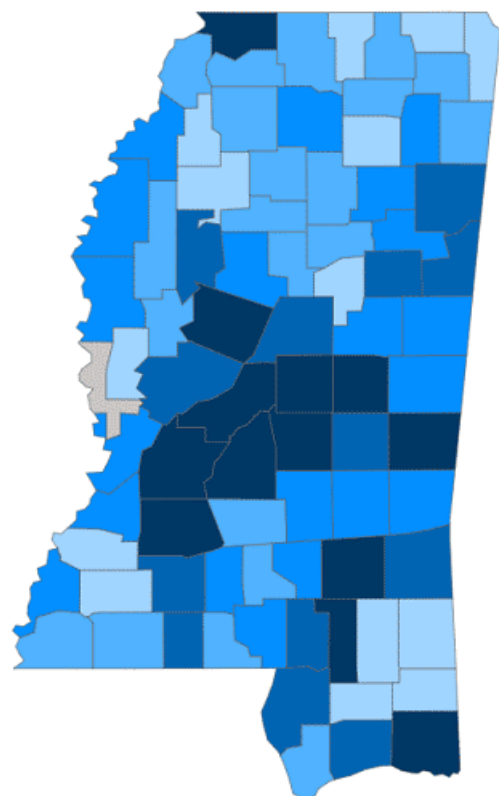
Data Overviews as of June 1

Our state case map and other data charts are also available in interactive form.

- ▶ [View interactive map](#)
- ▶ [View interactive epidemiological trend and syndromic surveillance](#)
- ▶ [View interactive hospitalization chart](#)

The charts below are based on available data at the time of publication. Charts do not include cases where insufficient details of the case are known.

Mississippi COVID-19  
Cases and Deaths by Race with Ethnicity  
as of 6 pm CT, May 31, 2020



● 1 to 50 ● 51 to 100 ● 101 to 200 ● 201 to 300 ● >300

Total Cases

15,752

	American Indian or Alaska Native	Asian	Black	White	Other	Unknown
Non Hispanic	208	51	7857	4019	186	21
Hispanic	5	1	34	196	641	17
Unknown Ethnicity	471	5	638	435	356	611

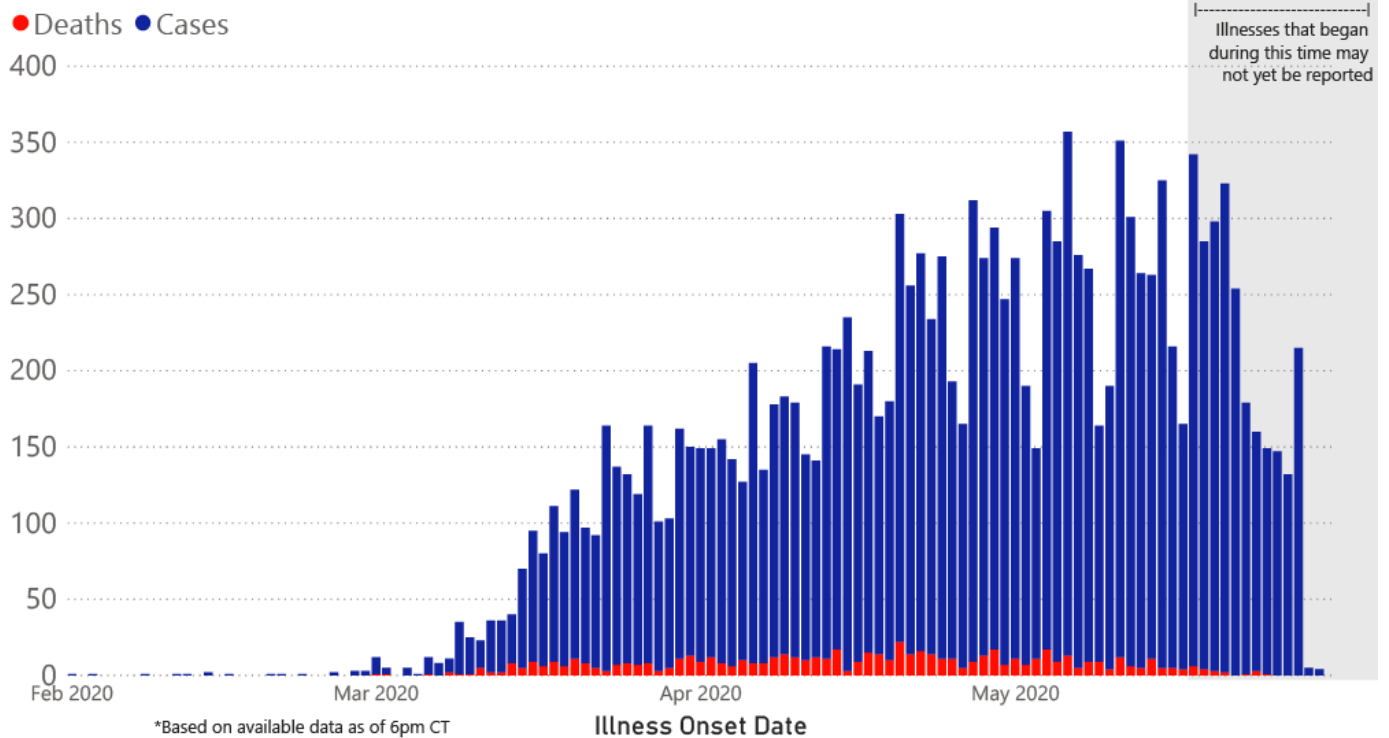
Total Deaths

739

	American Indian or Alaska Native	Asian	Black	White	Other	Unknown
Non Hispanic	22	0	368	304	1	0
Hispanic	1	0	0	4	5	0
Unknown Ethnicity	6	0	10	14	2	2

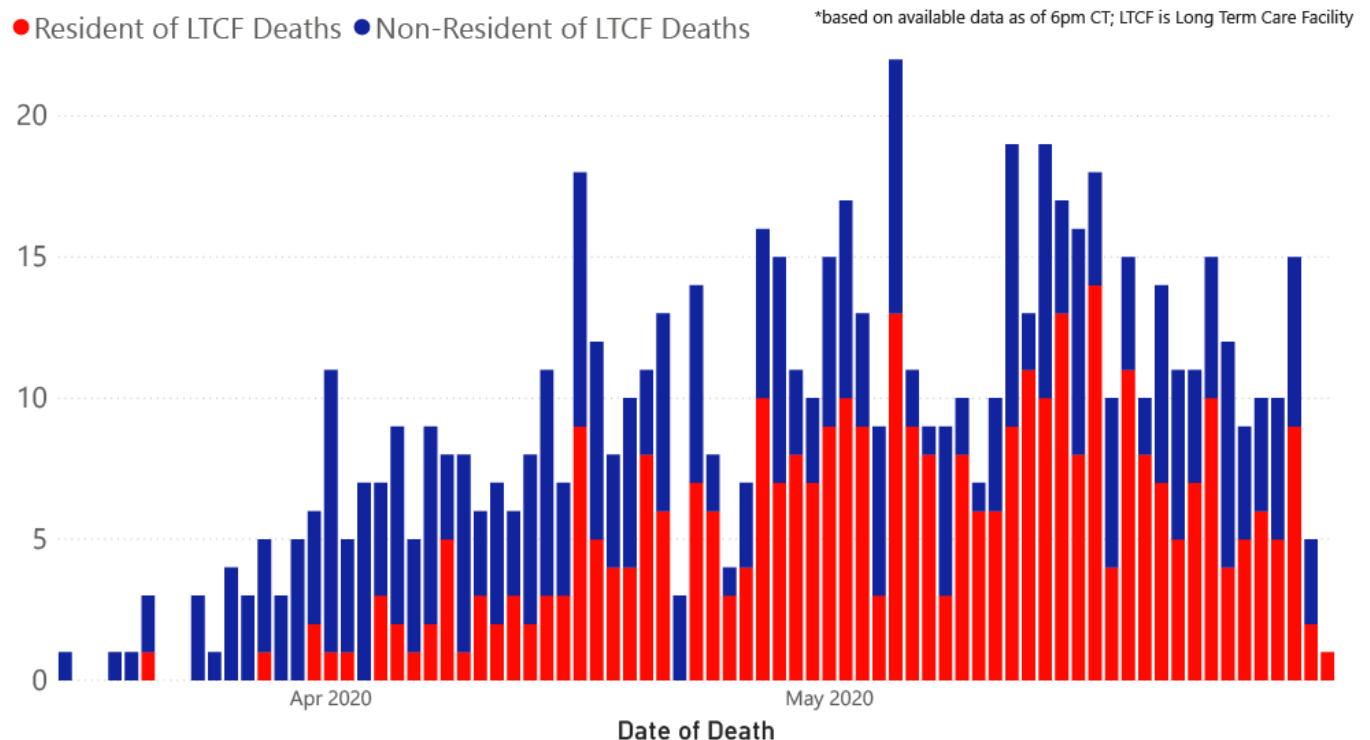
Note: In our charts by race, "Other" includes American Indian and Asian.

## COVID-19 Cases and Deaths by Date of Illness Onset through May 31, 2020\*, Mississippi



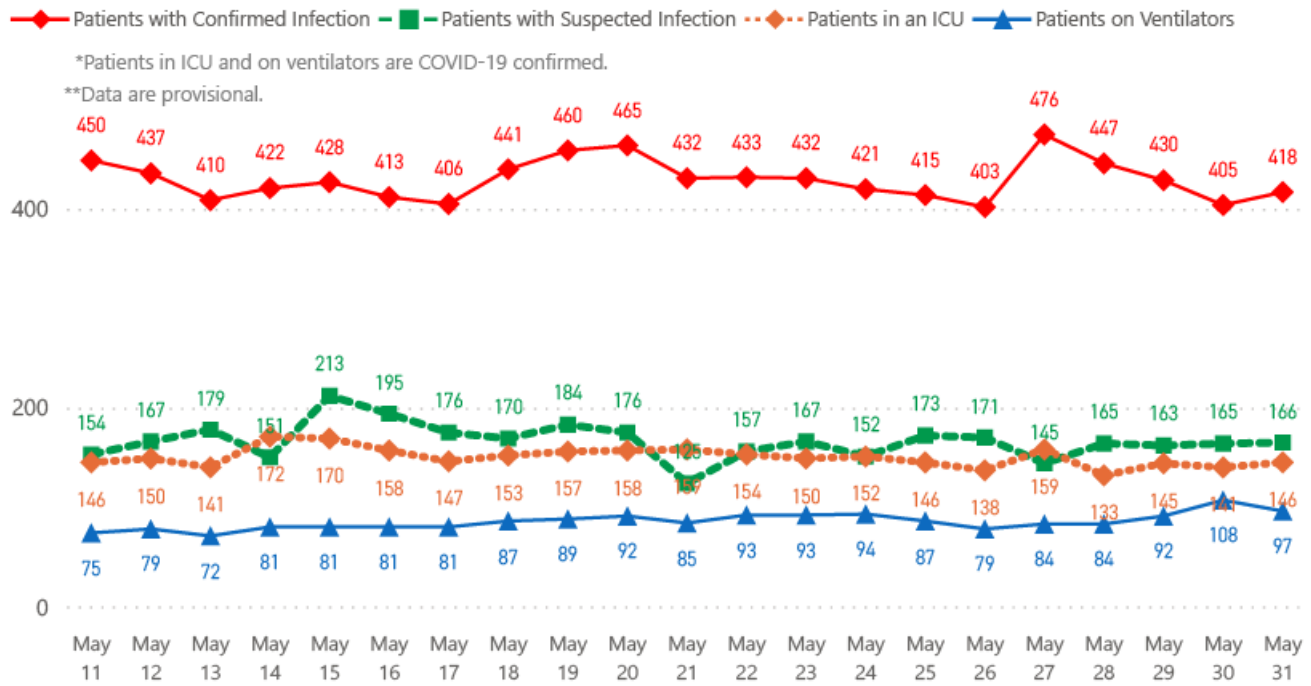
**Note:** Values up to two weeks in the past on the Date of Illness Onset chart above can change as we update it with new information from disease investigation.

## COVID-19 LTCF and Non-LTCF Deaths by Date of Death through May 31, 2020\*, Mississippi



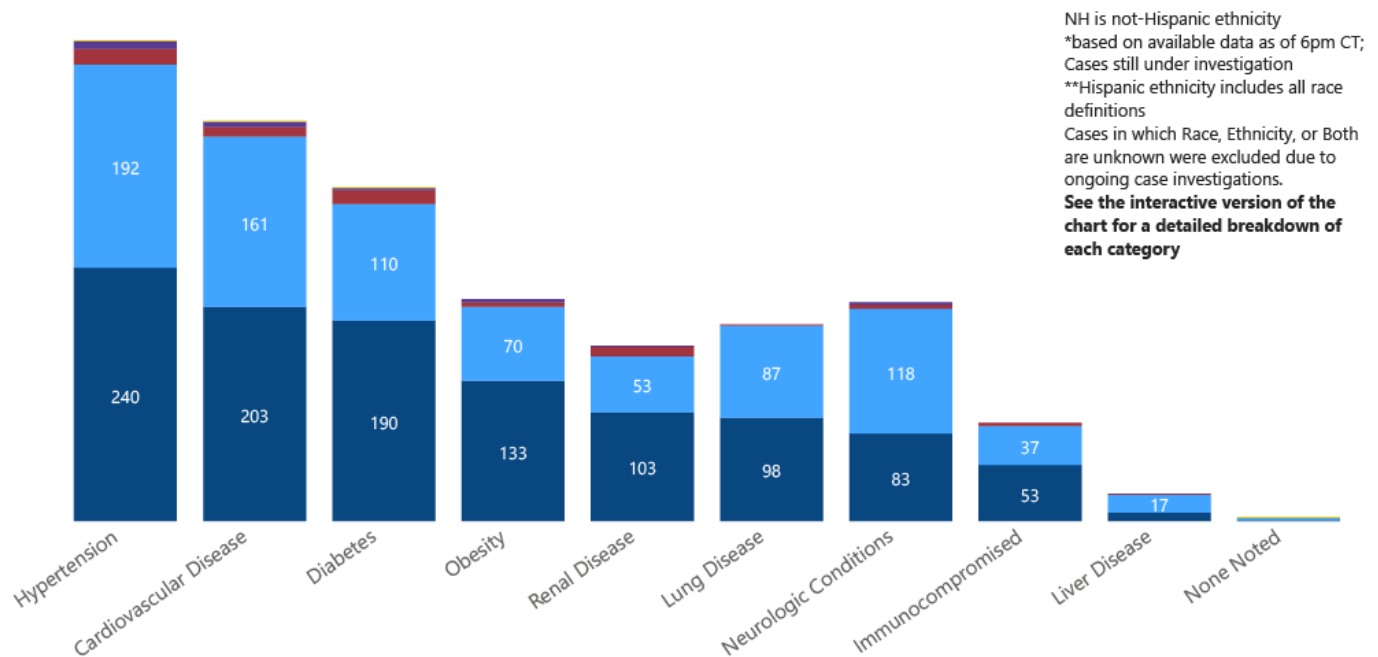


## COVID-19 Hospitalizations Reported by MS Hospitals, 5/11/20-5/31/20 \*, \*\*

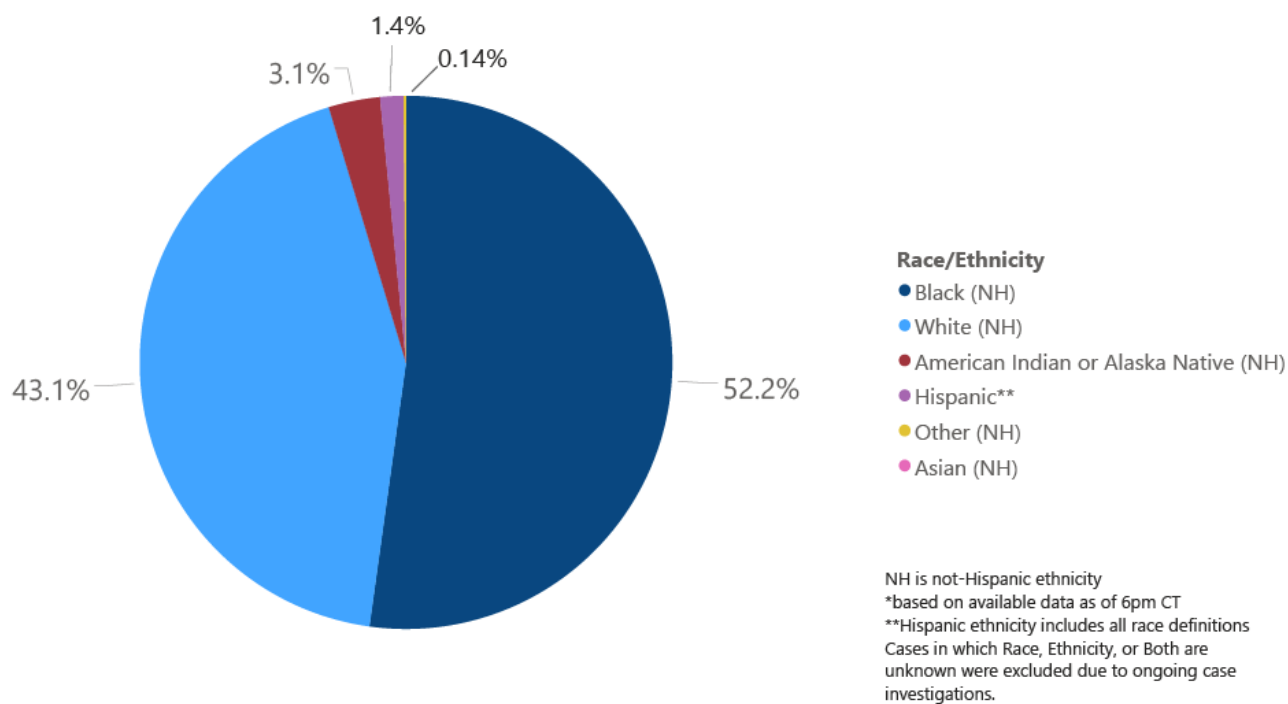


## COVID-19 Underlying Conditions in Deaths by Race/Ethnicity through May 31, 2020\*, Mississippi

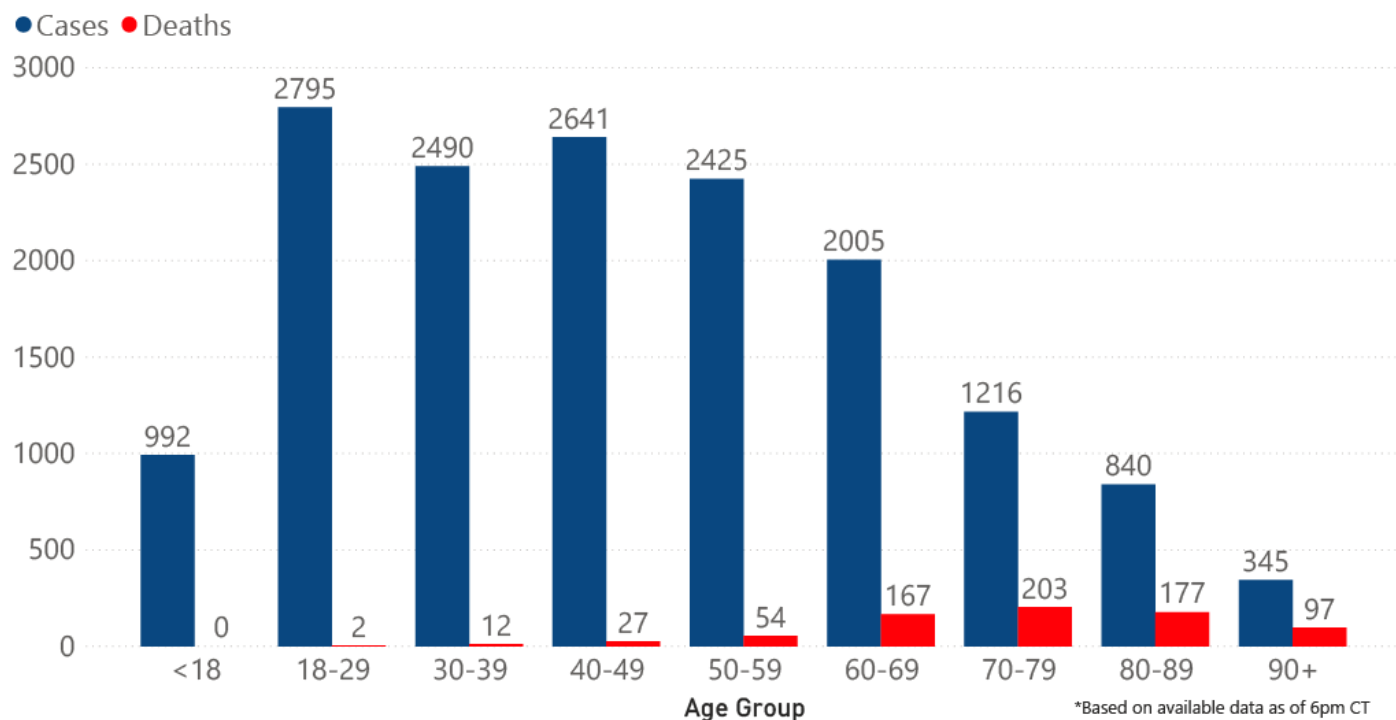
**Race/Ethnicity**
● Black (NH) 
 ● White (NH) 
 ● American Indian or Alaska Native (NH) 
 ● Hispanic\*\* 
 ● Other (NH) 
 ● Asian (NH)



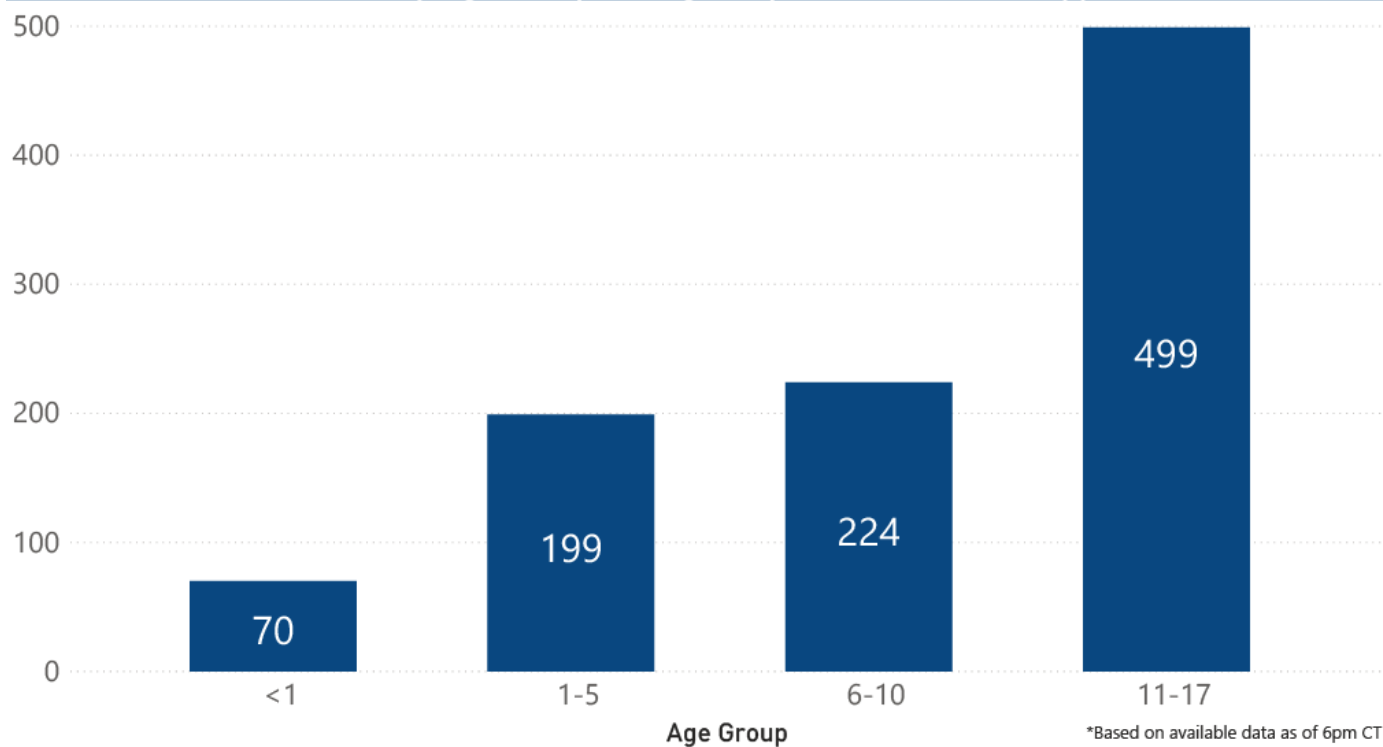
## COVID-19 Deaths by Race/Ethnicity through May 31, 2020\*, Mississippi



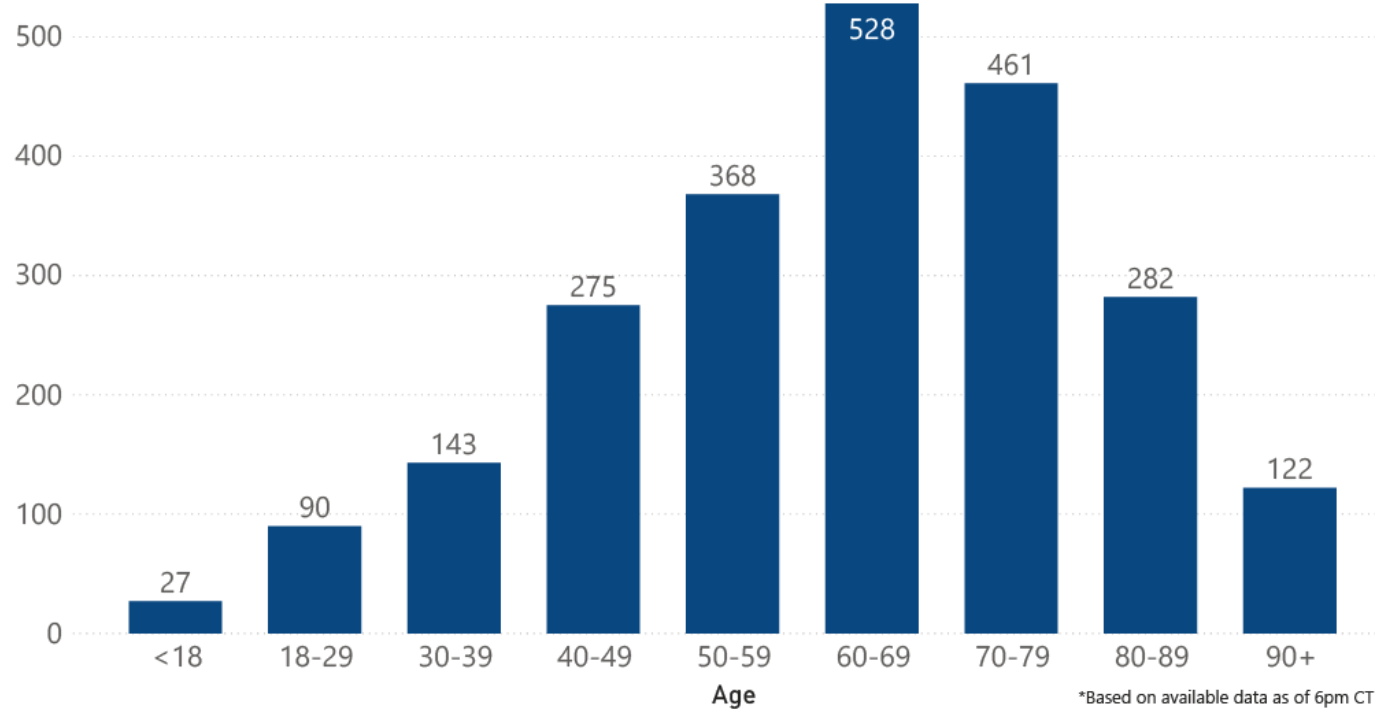
## COVID-19 Cases and Deaths by Age Group through May 31, 2020\*, Mississippi



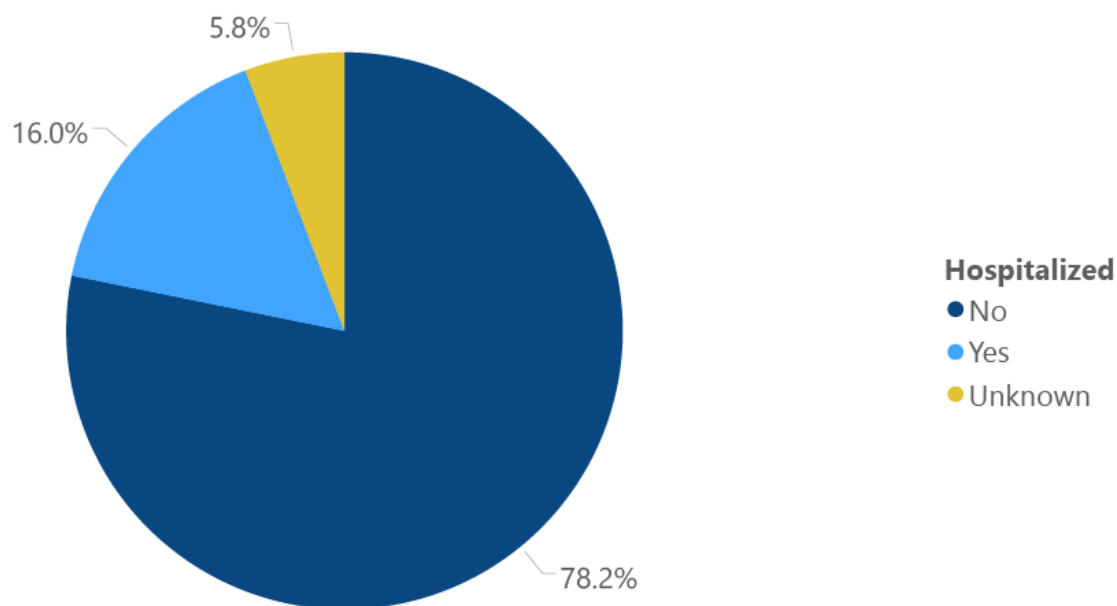
### COVID-19 Pediatric Cases by Age Group through May 31, 2020\*, Mississippi



### COVID-19 Hospitalized Cases by Age through May 31, 2020\*, Mississippi



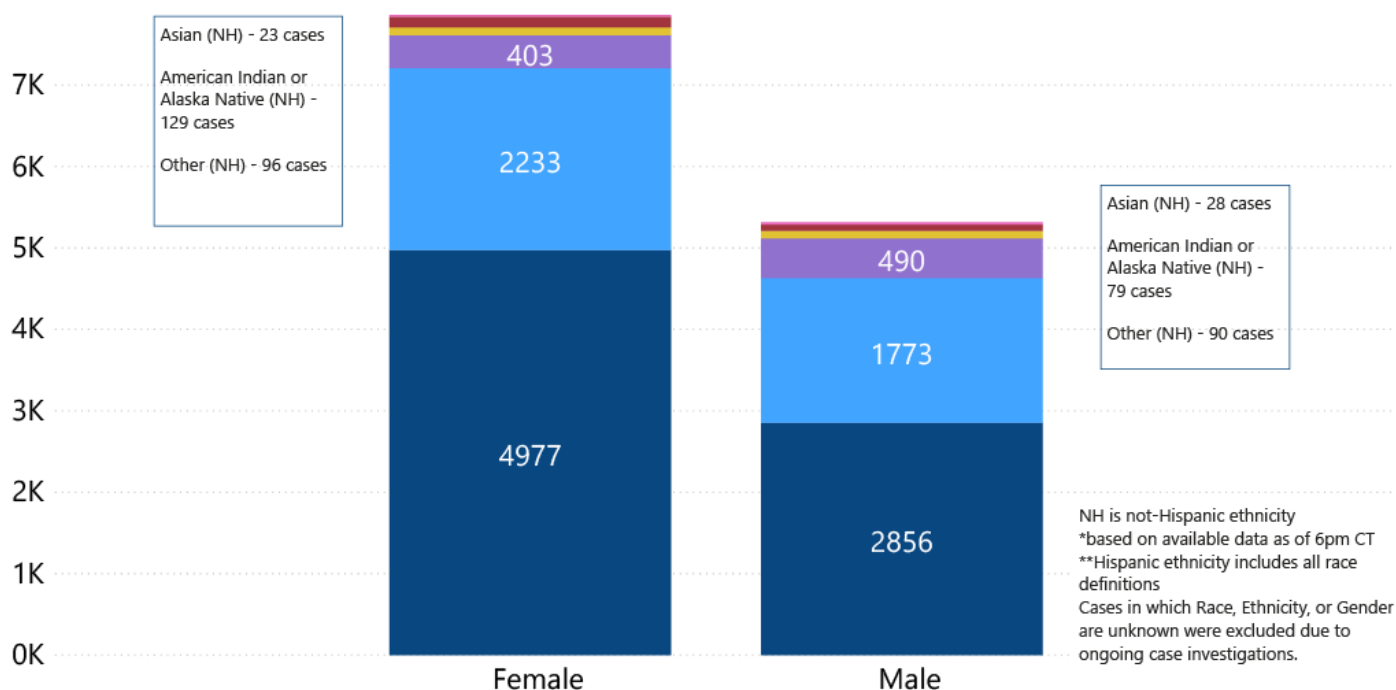
## COVID-19 Cumulative Hospitalizations-Investigated Cases May 31, 2020 \*



\* N=14,328, 1,424 cases excluded due to ongoing investigations, based on available data as of 6 pm CT

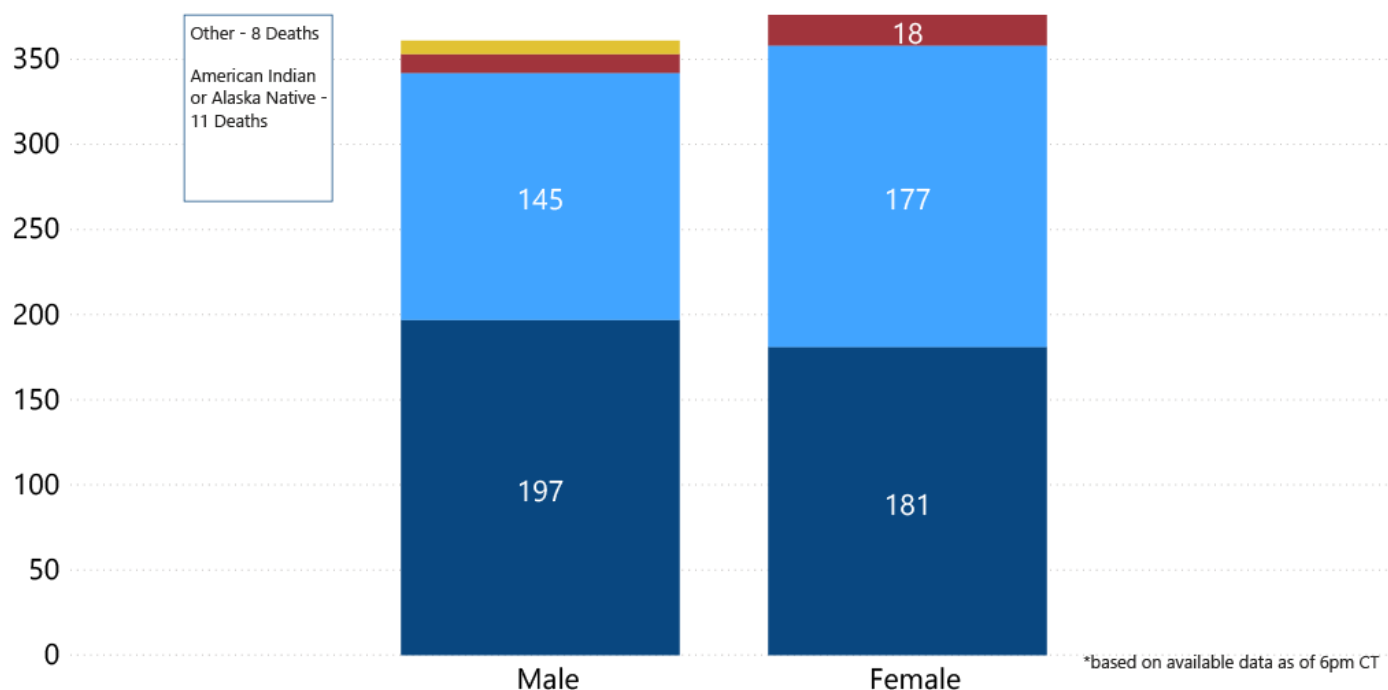
## COVID-19 Cases by Race/Ethnicity and Gender through May 31, 2020\*, Mississippi

**Race/Ethnicity** ● Black (NH) ● White (NH) ● Hispanic\*\* ● Other (NH) ● American Indian or Alaska Native (NH) ● Asian (NH)

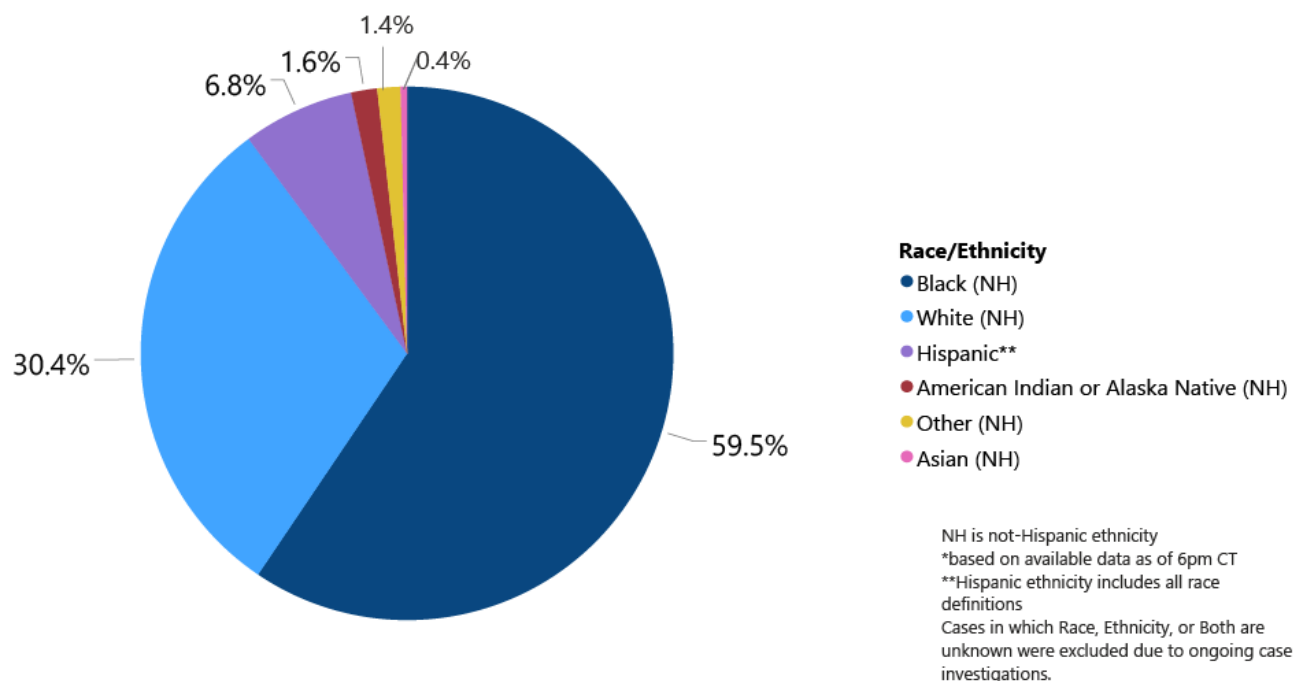


## COVID-19 Deaths by Race and Gender through May 31, 2020\*, Mississippi

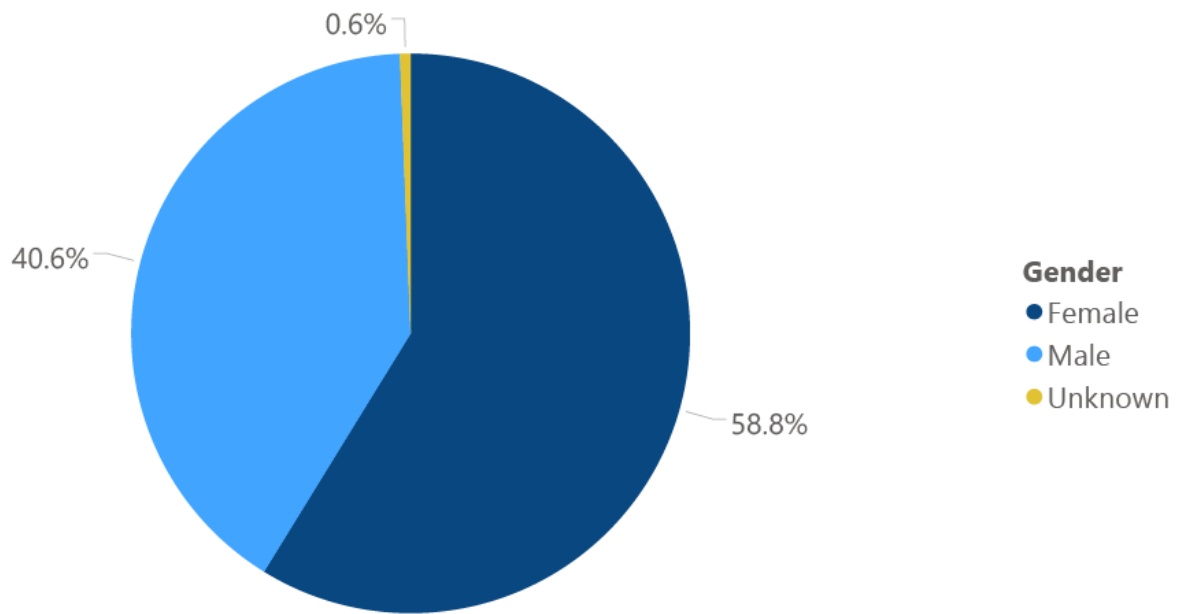
**Race** ● Black ● White ● American Indian or Alaska Native ● Other ● Asian



## COVID-19 Cases by Race/Ethnicity through May 31, 2020\*, Mississippi



## COVID-19 Cases by Gender through May 31, 2020\*, Mississippi



\*Based on available data as of 6pm CT

### Weekly High Case and High Incidence Counties

**These weekly tables count cases based on the date of testing, not the date the test result was reported, and count only those cases where the date of testing is known.**

**They rank counties by weekly cases, and by incidence (cases proportional to population). A separate table ranking all counties is also available. All tables updated weekly.**

► [Full tables of counties ranked by weekly incidence and cases](#) PDF

### COVID-19 High Case MS Counties Over 1 Week Period (May 25- May 31, 2020\*)

County	Cases (May 25-May 31)	Cases per 100,000 (May 25-May 31)	Cases to Date	Cases per 100,000 Total	Percent Change
JONES	86	125.6	652	952.4	15%
HINDS	82	34.6	1028	433.6	9%
NESHOBA	65	223.2	671	2303.9	11%
WAYNE	57	280.8	210	1034.6	37%
YAZOO	57	201.8	283	1001.8	25%
RANKIN	56	36.4	446	289.8	14%
HOLMES	54	306.4	434	2462.8	14%
FORREST	49	65.3	583	777.0	9%
DESOTO	42	23.1	550	302.2	8%
CLAIBORNE	40	444.3	110	1222.0	57%
MADISON	39	36.9	742	702.5	6%
COVINGTON	28	148.5	173	917.6	19%

\*based on available data as of 6pm CT

Cases based on test date. Cases without test date excluded due to ongoing investigations.

Table will be updated weekly.

### COVID-19 High Incidence MS Counties Over 1 Week Period (May 25-May 31, 2020\*)

County	Cases (May 25-May 31)	Cases per 100,000 (May 25-May 31)	Cases to Date	Cases per 100,000 Total	Percent Change
CLAIBORNE	40	444.3	110	1222.0	57%
HOLMES	54	306.4	434	2462.8	14%
WAYNE	57	280.8	210	1034.6	37%
NESHOBA	65	223.2	671	2303.9	11%
YAZOO	57	201.8	283	1001.8	25%
CHOCTAW	13	157.0	48	579.9	37%
COVINGTON	28	148.5	173	917.6	19%
NOXUBEE	15	142.4	187	1775.0	9%
JONES	86	125.6	652	952.4	15%
LEAKE	23	101.0	431	1893.4	6%
ATTALA	15	81.7	298	1622.7	5%
NEWTON	15	70.0	278	1296.5	6%

\*based on available data as of 6pm CT

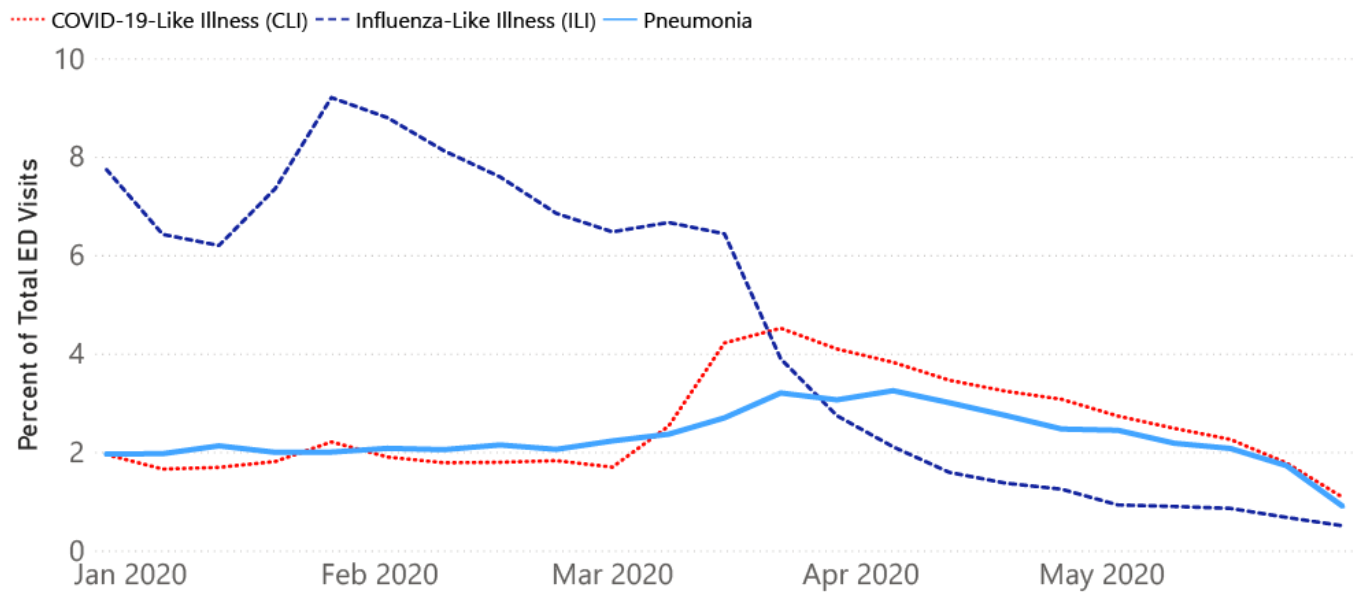
Cases based on test date. Cases without test date excluded due to ongoing investigations.

Table will be updated weekly.

## Syndromic Surveillance

**Emergency department visits by those with symptoms characteristic of COVID-19, influenza and pneumonia, updated weekly.**

## Percentage of Emergency Department visits for CLI, ILI, and Pneumonia Cases Weekly Statewide Summary, December 29, 2019 - May 31, 2020



\*The graph represents syndromic surveillance data from emergency department visits, reported electronically by hospitals throughout the state, that are consistent with COVID-19-Like Illness (CLI), Influenza-Like Illness (ILI), and Pneumonia. Based on available data as of 6pm CT. Graph will be updated weekly.

## Estimated Recoveries

**Presumed COVID-19 cases recovered, estimated weekly (does not include cases still under investigation).**

### COVID-19 Presumed Recovered Cases through May 31, 2020, Mississippi

**11,203**  
Presumed Recovered\*

\*Reflects Provisional Estimates. Presumed Recovered if:

- 1) It has been 14 days or more since the case tested positive, if they were not hospitalized
- 2) It has been 21 days or more since the case tested positive, if they were hospitalized or hospitalization was unknown.

All deaths excluded. Presumed recovered counts will be updated weekly.

## U.S. and World Cases



- ▶ [COVID-19 cases in the United States \(CDC\)](#)
- ▶ [U.S. COVID-19 Tracker \(CDC\)](#)
- ▶ [COVID-19 Global Case Map \(Johns Hopkins University\)](#)

---

## COVID-19 Testing

### Statewide Combined Testing as of June 1

**COVID-19 testing providers around the state include commercial laboratories as well as hospital labs. Combined with testing done by the MSDH Public Health Laboratory, the figures provide a complete picture of all Mississippi testing.**

**PCR testing detects current, active COVID-19 infection in an individual.**

**Antibody (serology) testing identifies individuals with past COVID-19 infection based on antibodies they develop one to three weeks after infection.**

	Total tests	PCR	Antibody
MSDH Public Health Laboratory	33,673	33,673	0
Other providers	153,597	145,715	7,882
Total tests for COVID-19 statewide	187,270	179,388	7,882

### MSDH Individuals Tested as of June 1

**MSDH Public Health Laboratory (MPHL) testing totals as of 6 p.m. These totals are for tests performed at the MPHL only.**

- Total individuals tested by the MPHL: 31,806
- Total positive individuals from MPHL tests: 2,833

### Getting Tested for COVID-19

**The MSDH Public Health Laboratory, its partners, and private providers are testing statewide for COVID-19.**

**Anyone with symptoms of fever, severe cough or severe chest pains – especially those who are older or in poor health – should make arrangements for testing with their doctor or one of the many healthcare providers now performing testing. Healthcare providers can assess your health history and symptoms, and perform testing for COVID-19 as needed. MSDH is also helping conduct free drive-up testing sites in many parts of the state. Always call ahead to the testing provider for instructions on safely being examined before you visit for your test.**

- ▶ [Find a COVID-19 testing provider near you](#)

- ▶ [Video: A tour through COVID-19 testing at the MSDH Public Health Lab](#)

---

## What MSDH Is Doing

The Mississippi State Department of Health is aggressively responding to the rapidly evolving COVID-19 situation. With other state agencies, it has activated emergency operations in order to slow the spread of COVID-19 in Mississippi.

Other steps that MSDH is taking include:

- **Surveillance:** Increasing surveillance (monitoring) activities to identify cases of COVID-19 as quickly as possible and to limit person-to-person transmission.
- **Testing:** Making COVID-19 testing available for healthcare providers through the MSDH Public Health Laboratory.
- **Planning:** Working directly with hospitals and healthcare providers across the state to plan for possible cases of COVID-19, preparing them to identify and safely treat cases.
- **Readiness:** Assessing statewide hospital capacities, ensuring the capacity of the MSDH Public Health Laboratory for COVID-19 testing, and informing all Mississippi healthcare providers about procedures for identifying and testing for coronavirus cases.
- **Information:** Providing guidance to business, education and other entities on how to respond to the possible spread of COVID-19 in the community.

---

## Prevention and Preparation for Individuals and the Community

► [Preventive steps to take, recommendations, guidances and general information on COVID-19](#)

Get health alerts and our free newsletter by e-mail:



Last reviewed on Mar 5,  
2020

[error on this page?](#)

[email page](#)

[print](#)

### *Related resources*

► [Local COVID-19 Testing Providers](#)

► [COVID-19 Guidance and Prevention for Individuals and the Community](#)  
Updated June 1, 2020


### *More topics*

- [\[ Espanol, Tieng Viet, ASL \]](#)
- [Diagnostic Testing EUA](#)
- [Handouts and Posters](#)
- [Healthcare Professionals](#)
- [Interactive Map and Charts](#)
- [Prevention and Safety Guidance](#)
- [Testing for COVID-19](#)

Over 65?

**Stay Home.  
Stay Safe.  
Stay Healthy.**

LEARN MORE



#### AGENCY

[About Us](#)

[Administration](#)

[Board of Health](#)

[County Offices](#)

[Institutional Review](#)

[Jobs](#)

[Locations](#)

[Public Health Laboratory](#)

[RFPs/Grants](#)

[More »](#)

#### Intranet

[OHIT+ER Service Center](#)

[Webmail](#)

#### INFORMATION

[Apps](#)

[Calendar of Events](#)

[Contact Us](#)

[Meetings](#)

[Health Resources](#)

[Hotlines](#)

[Locations](#)

[News](#)

[Newsletter](#)

[Phone Numbers](#)

[Español](#)

#### I NEED A ...

[Birth Certificate](#)

[Certificate of Need](#)

[Children's Health Insurance](#)

[Complaint Form](#)

[Criminal History Check](#)

[Death Certificate](#)

[Divorce Record](#)

[Food Permit](#)

[Immunization Record](#)

[J-1 Visa](#)

[License Verification](#)

[Marriage Record](#)

[Professional License](#)

[Public Records Request](#)

[Wastewater Application](#)

#### PUBLICATIONS

[Annual Report](#)

[CON Weekly Reports](#)

[Health Facilities Directory](#)

[Mississippi Morbidity Reports](#)

[Public Health Report](#)

[State Health Plan](#)

[Strategic Plan](#)

[More »](#)

Mississippi State Department of Health • 570 East Woodrow Wilson Dr • Jackson, MS 39216 • 866-HLTHY4U • [Contact and information](#)

