

Coronavirus Disease 2019 (COVID-19)

Updated June 8, 2020.



The national Centers for Disease Control and Prevention (CDC) and the Mississippi State Department of Health continue to closely monitor the outbreak of respiratory illnesses caused by the novel (new) coronavirus COVID-19, and are working to limit the spread of cases nationally and in Mississippi. MSDH is actively working with doctors and hospitals to quickly identify cases and respond effectively to limit this outbreak.



If you are waiting for test results, it is essential to remain at home if you have symptoms of COVID-19.

Do not go to work or leave home. Stay in a specific room at home and avoid contact with other family members as much as possible.

If you are awaiting results from a **routine screening** test, but have no symptoms, you may return to work under the guidance of your employer (unless otherwise directed by the Mississippi State Department of Health).

► [More important steps for you and your family](#)

Healthcare Professionals

Guidances and more →

- [MSDH guidances](#)
- [Specimens](#)
- [Lab dropoff](#)
- [CDC guidances](#)
- [MS-HAN Alerts](#)

[ALL HEALTHCARE](#)

Current Cases and Statistics

County and state data →

- [Current cases and deaths](#)
- [Map and charts](#)
- [Long-term care facilities](#)
- [Lab testing](#)
- [Recoveries](#)

[ALL STATISTICS](#)

Prevention, Safety and Testing

Personal and community →

- ▶ [Find COVID-19 testing](#)
- ▶ [Personal protection](#)
- ▶ [Community prevention](#)
- ▶ [After you get tested](#)
- ▶ [General information](#)

[ALL PREVENTION](#)

Mississippi Coronavirus Hotline (7 days a week, 7 a.m.–7 p.m.): **877-978-6453**

Hard of hearing? Dial 711 for assistance.

COVID-19 in Mississippi

New Cases and Deaths as of June 7

NEW CASES

498

New COVID-19 positive tests reported to MSDH as of 6 p.m. yesterday

NEW DEATHS

20 *

New COVID-19 related deaths reported to MSDH as of 6 p.m. yesterday

Adams	1
Amite	1
Claiborne	1
Forrest	1
Jones	2
Lee	1
Leflore	1

Warren	1
Webster	1
Yazoo	1

* **9** confirmed COVID-19 related deaths between May 13 and June 1 were identified through death certificate reports. The additional deaths are reported in the following counties:

Chickasaw	1
Clarke	2
Jackson	1
Leflore	1
Neshoba	2
Newton	1
Wayne	1

LTC OUTBREAKS

106

Current outbreaks in long-term care facilities only. (One or more cases among staff or residents counts as an outbreak.)

About our case counts: We currently update our case totals each morning based on test results from the previous day. Outside laboratories also report positive test results to us, which are included in our totals.

County case numbers and deaths may change as investigation finds new or additional information.

Cases and Deaths by County

Totals of all reported cases since March 11, including those in long-term care (LTC) facilities.

County	Total Cases	Total Deaths	Total LTC Facility Cases	Total LTC Facility Deaths
Adams	222	17	43	10
Alcorn	22	1	0	0
Amite	66	2	12	2
Attala	317	20	89	17
Benton	16	0	1	0
Bolivar	176	11	19	4
Calhoun	72	4	23	4
Carroll	120	11	45	9
Chickasaw	153	15	35	10
Choctaw	58	2	0	0

County	Total Cases	Total Deaths	Total LTC Facility Cases	Total LTC Facility Deaths
Claiborne	127	7	42	6
Clarke	163	21	17	9
Clay	134	4	0	0
Coahoma	139	4	0	0
Copiah	357	4	1	0
Covington	190	2	1	0
Desoto	633	11	18	4
Forrest	635	40	92	28
Franklin	29	2	3	1
George	31	2	1	0
Greene	47	1	15	0
Grenada	127	4	17	2
Hancock	93	12	8	3
Harrison	288	7	3	2
Hinds	1164	26	85	13
Holmes	461	31	96	15
Humphreys	74	7	17	5
Issaquena	0	0	0	0
Itawamba	92	8	33	7
Jackson	329	16	38	5
Jasper	184	4	0	0
Jefferson	50	1	0	0
Jefferson Davis	85	3	4	1
Jones	777	36	107	21
Kemper	163	11	37	8
Lafayette	157	4	40	1
Lamar	262	5	3	2
Lauderdale	785	70	177	45
Lawrence	109	1	0	0
Leake	466	12	2	0
Lee	237	9	35	3
Leflore	309	42	96	28
Lincoln	300	32	92	25

County	Total Cases	Total Deaths	Total LTC Facility Cases	Total LTC Facility Deaths
Lowndes	274	9	19	5
Madison	807	29	100	15
Marion	127	9	15	2
Marshall	93	3	0	0
Monroe	280	25	93	22
Montgomery	86	1	0	0
Neshoba	772	47	69	22
Newton	301	5	4	0
Noxubee	204	6	15	3
Oktibbeha	300	16	93	13
Panola	102	3	0	0
Pearl River	217	31	46	11
Perry	52	3	0	0
Pike	211	11	14	6
Pontotoc	60	3	3	1
Prentiss	57	3	21	3
Quitman	32	0	0	0
Rankin	485	9	3	0
Scott	673	12	13	2
Sharkey	7	0	0	0
Simpson	108	0	2	0
Smith	168	11	51	8
Stone	34	0	0	0
Sunflower	103	3	0	0
Tallahatchie	35	1	0	0
Tate	103	1	2	0
Tippah	84	11	0	0
Tishomingo	41	0	1	0
Tunica	58	3	12	2
Union	92	7	19	6
Walthall	76	0	0	0
Warren	214	12	38	8
Washington	215	8	7	1
Wayne	328	4	1	0

County	Total Cases	Total Deaths	Total LTC Facility Cases	Total LTC Facility Deaths
Webster	98	6	19	4
Wilkinson	85	9	5	2
Winston	136	1	0	0
Yalobusha	121	7	35	7
Yazoo	310	6	18	2
Total	17,768	837	2,065	435

Case Classifications

Mississippi investigates and reports both probable and confirmed cases and deaths according to the [CSTE case definition](#).

	Confirmed	Probable	Total
Cases	17,645	123	17,768
Deaths	821	16	837

Confirmed cases and deaths are generally determined by positive PCR tests, which detect the presence of ongoing coronavirus infection.

Probable cases are those who test positive by other testing methods such as antibody or antigen, and have recent symptoms consistent with COVID-19, indicating a recent infection.

Probable deaths are those individuals with a designation of COVID-19 as a cause of death on the death certificate, but where no confirmatory testing was performed.

Long-Term Care Facility Cases and Outbreaks

Long-term care (LTC) facilities like nursing homes are considered high risk locations because their residents are older or in poor health. Even one case of COVID-19 in these facilities among residents or employees is considered an outbreak. We investigate residents, staff and close contacts of infected individuals for possible exposure. Residential care facilities also represent group living facilities where COVID-19 can be easily spread.

► [Mississippi COVID-19 cases and deaths in long-term care facilities](#) PDF

Long-term care facilities include nursing homes, personal care homes, assisted living homes, and intermediate care facilities for individuals with intellectual disability (ICF-IID)

► [Mississippi COVID-19 cases and deaths in residential care facilities](#) PDF

Residential care facilities include psychiatric or chemical dependency residential treatment centers and long-term acute care facilities.

Active Outbreaks

The table of active outbreaks lists all facilities that have a current COVID-19 outbreak. Resident and employee totals are for those cases associated with the current outbreak **only**. The reported deaths are those which have occurred only among the cases in the current outbreak. Updated weekly.

► [Mississippi long-term care facilities with active COVID-19 outbreaks](#) PDF

Mississippi Cases and Deaths Tables

- ▶ [Mississippi COVID-19 cases by county, race and ethnicity](#) PDF
- ▶ [Mississippi COVID-19 deaths by county, race and ethnicity](#) PDF
- ▶ [Mississippi counties ranked by weekly cases and incidence](#)

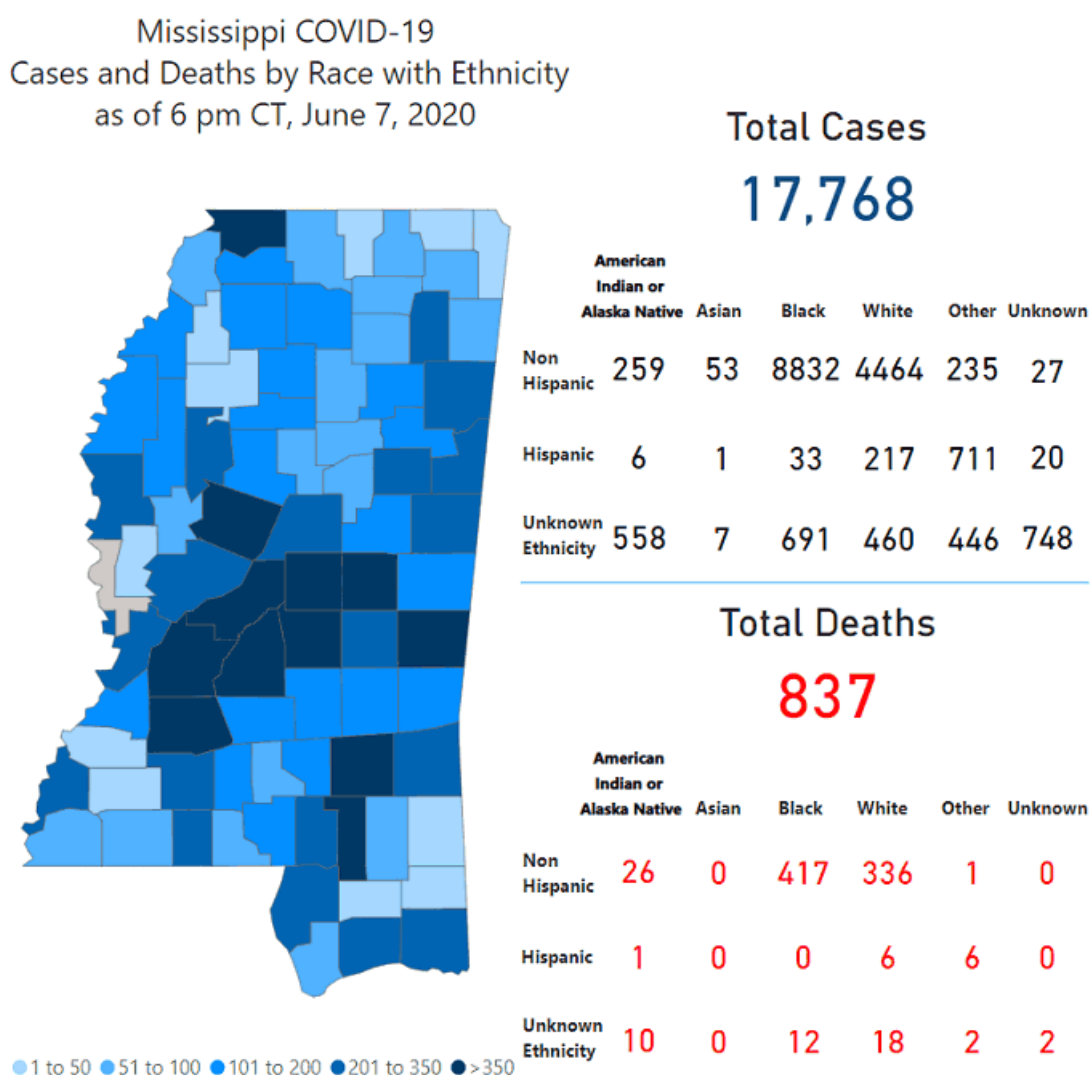
Mississippi COVID-19 Map and Charts

Data Overviews as of June 7

Our state case map and other data charts are also available in interactive form.

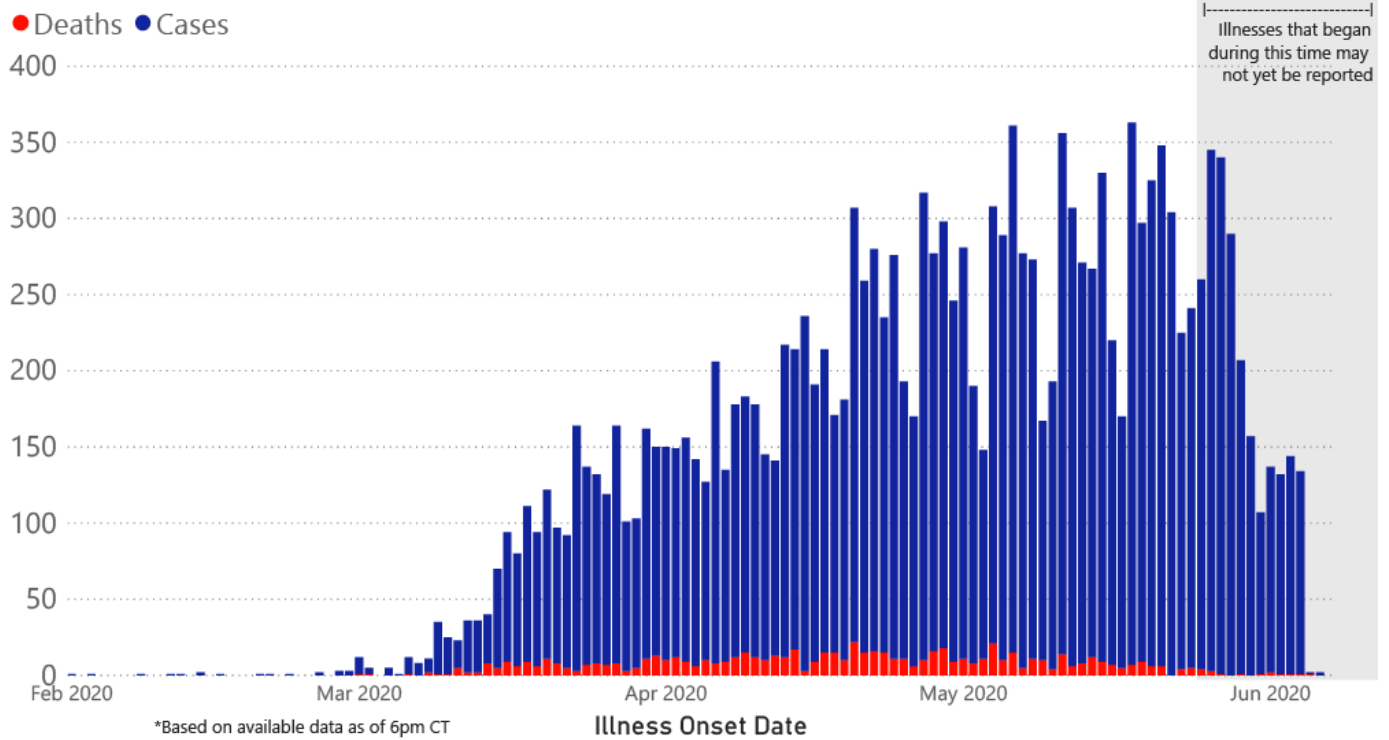
- ▶ [View interactive map](#)
- ▶ [View interactive epidemiological trend and syndromic surveillance](#)
- ▶ [View interactive hospitalization chart](#)

The charts below are based on available data at the time of publication. Charts do **not** include cases where insufficient details of the case are known.



Note: In our charts by race, "Other" includes American Indian and Asian.

COVID-19 Cases and Deaths by Date of Illness Onset through June 7, 2020*, Mississippi



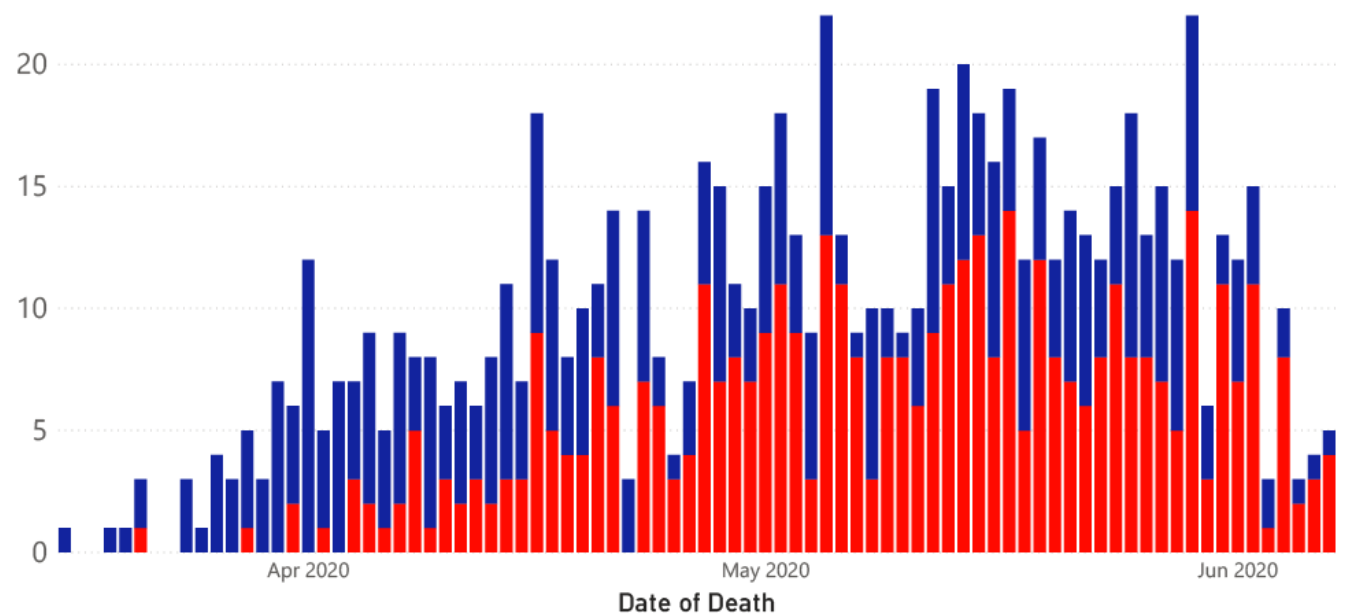
Note: Values up to two weeks in the past on the Date of Illness Onset chart above can change as we update it with new information from disease investigation.

COVID-19 LTCF* and Non-LTCF Deaths by Date of Death through June 7, 2020**, Mississippi

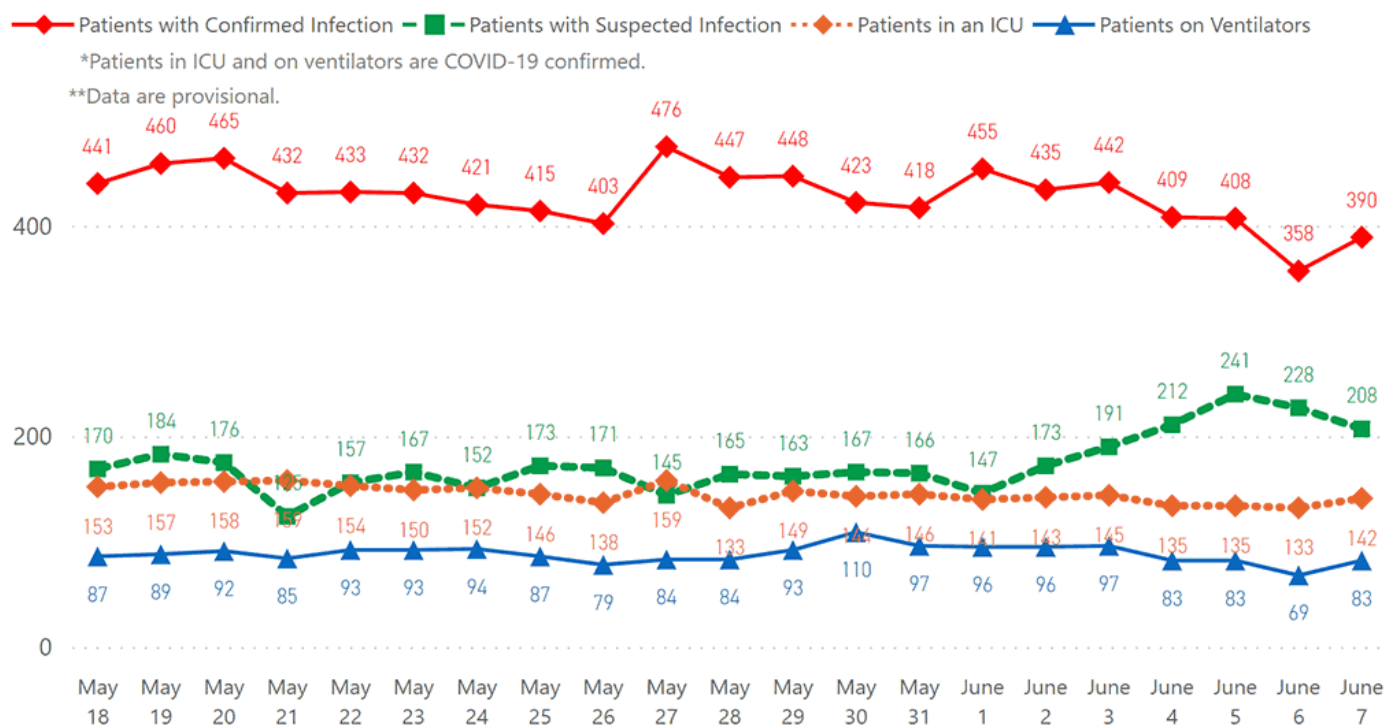
● Resident of LTCF Deaths ● Non-Resident of LTCF Deaths

25 *LTCF is Long Term Care Facility and includes Nursing Homes, ICF-IID, Assisted Living, and Personal Care Homes

**based on available data as of 6pm CT

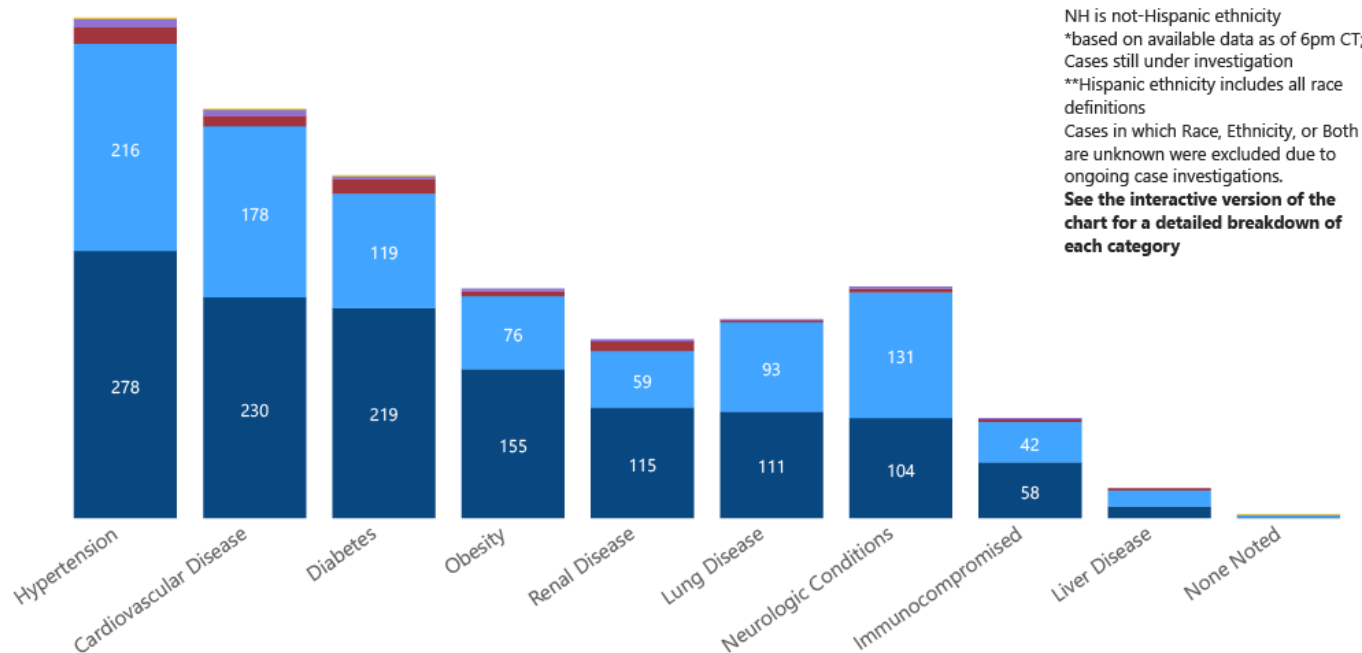


COVID-19 Hospitalizations Reported by MS Hospitals, 5/18/20-6/7/20 *, **

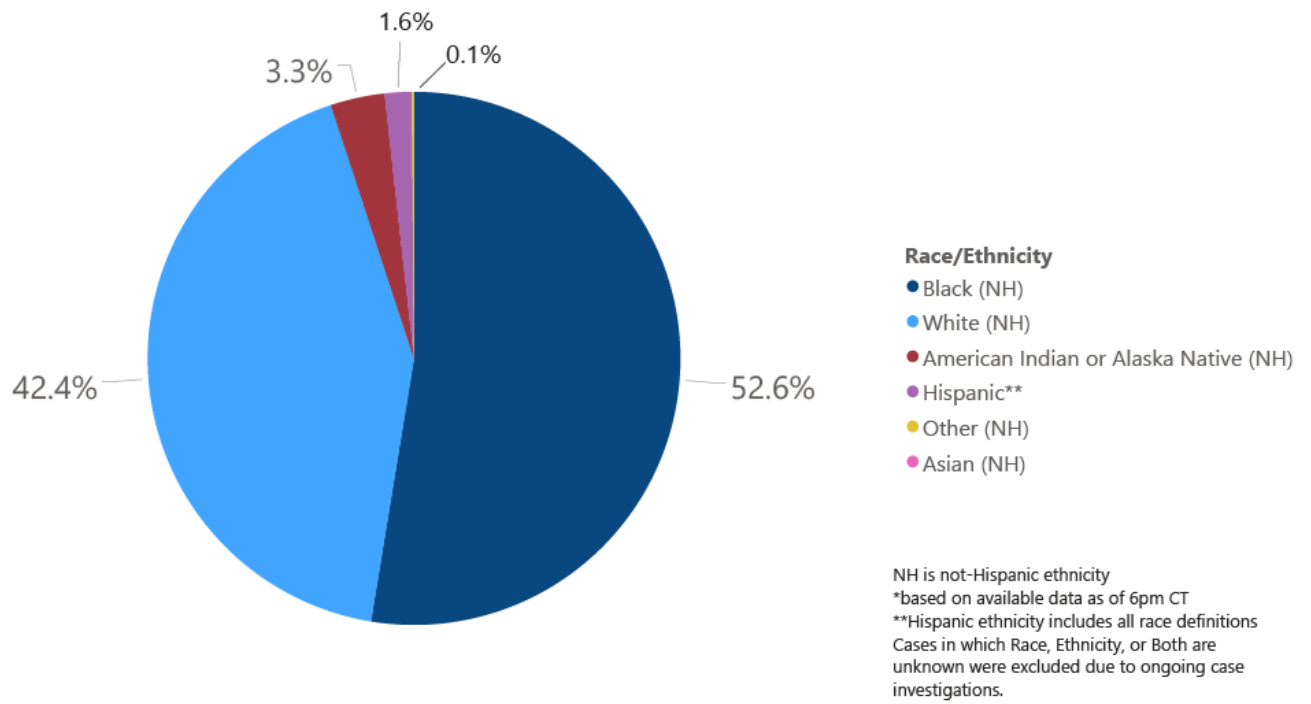


COVID-19 Underlying Conditions in Deaths by Race/Ethnicity through June 7, 2020*, Mississippi

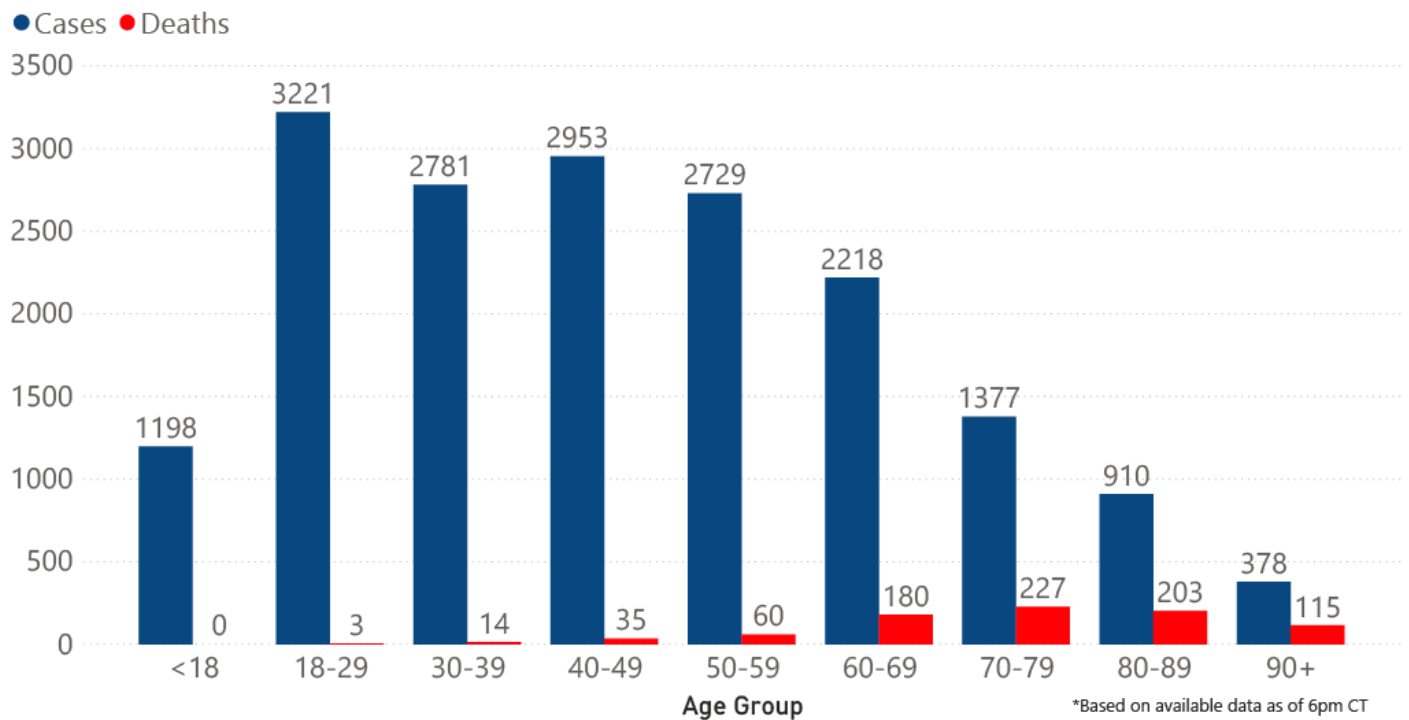
Race/Ethnicity
 ● Black (NH)
 ● White (NH)
 ● American Indian or Alaska Native (NH)
 ● Hispanic**
 ● Other (NH)
 ● Asian (NH)



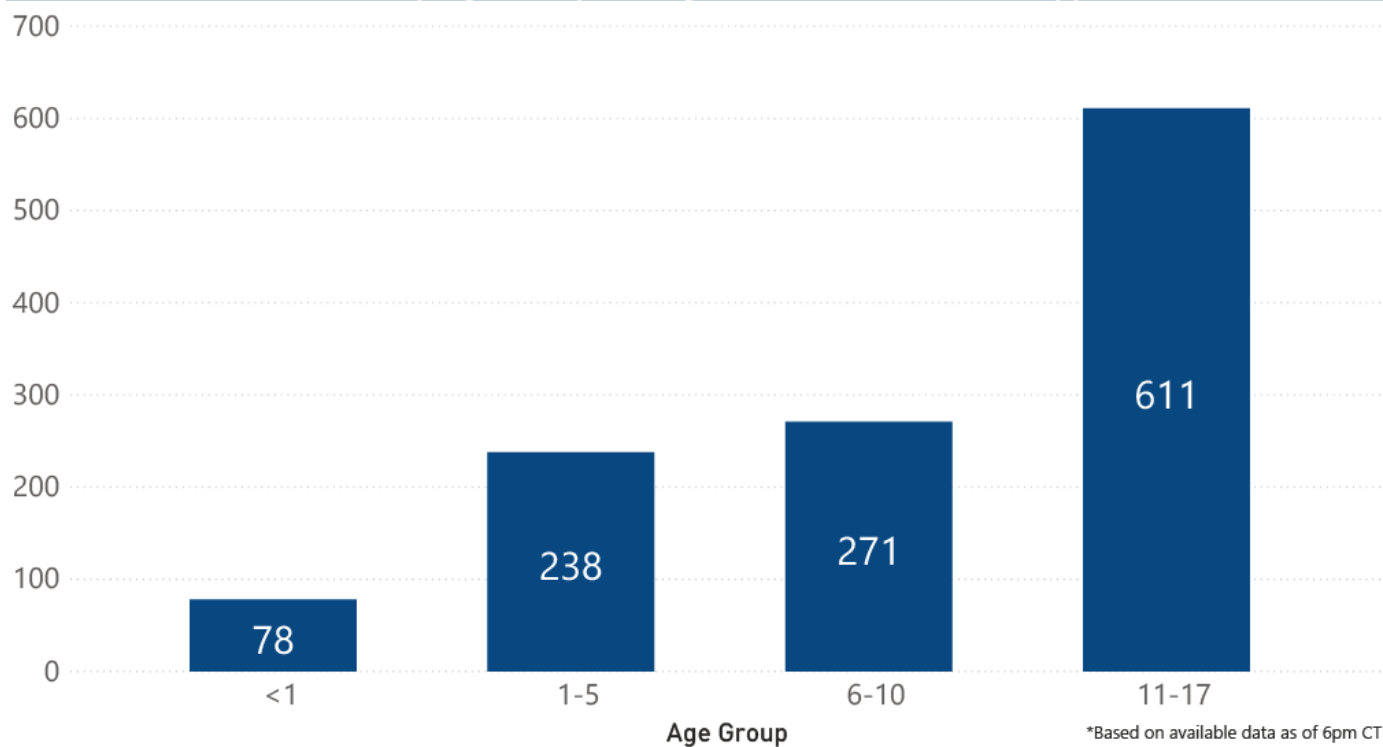
COVID-19 Deaths by Race/Ethnicity through June 7, 2020*, Mississippi



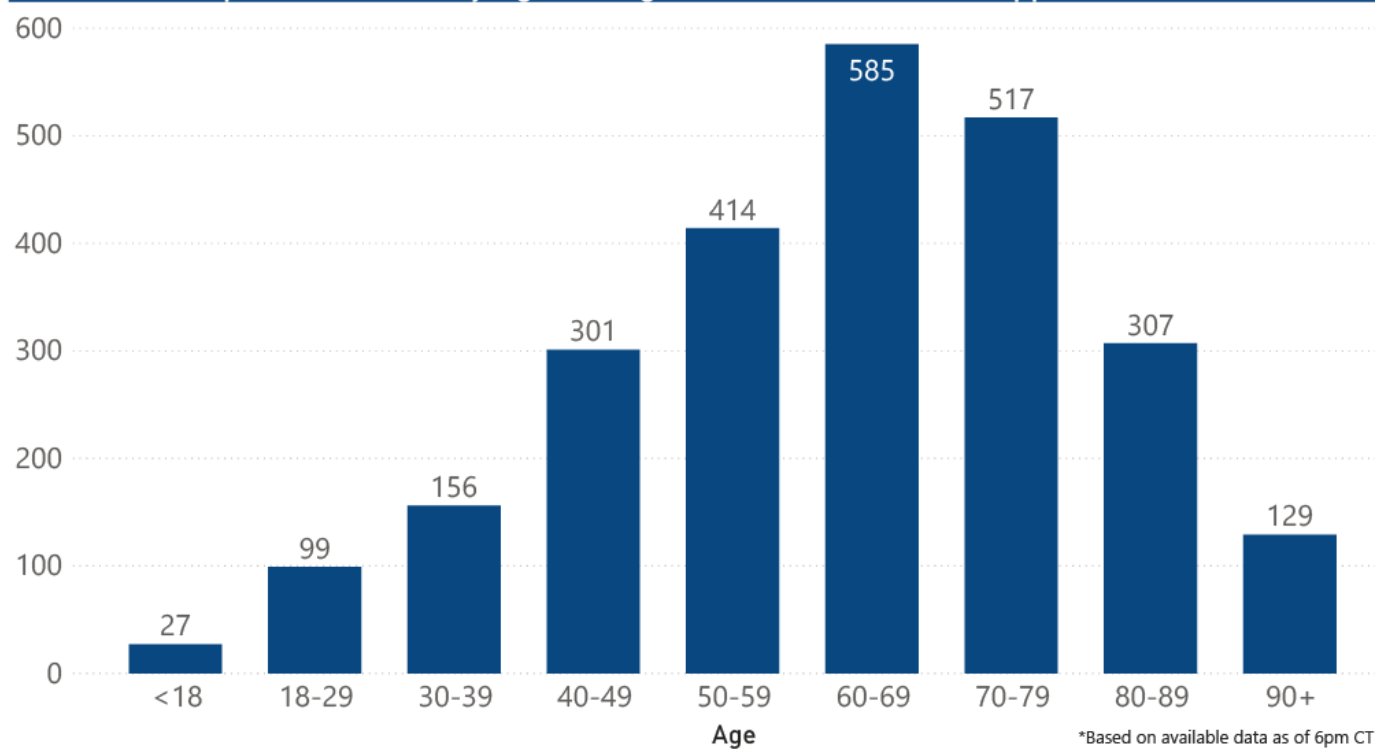
COVID-19 Cases and Deaths by Age Group through June 7, 2020*, Mississippi



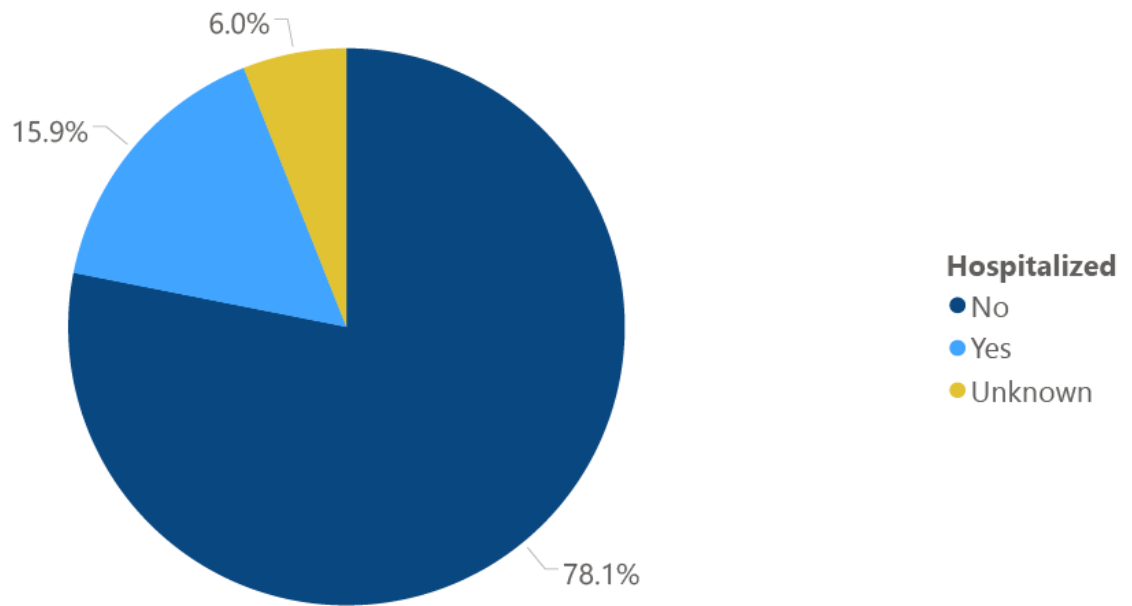
COVID-19 Pediatric Cases by Age Group through June 7, 2020*, Mississippi



COVID-19 Hospitalized Cases by Age through June 7, 2020*, Mississippi

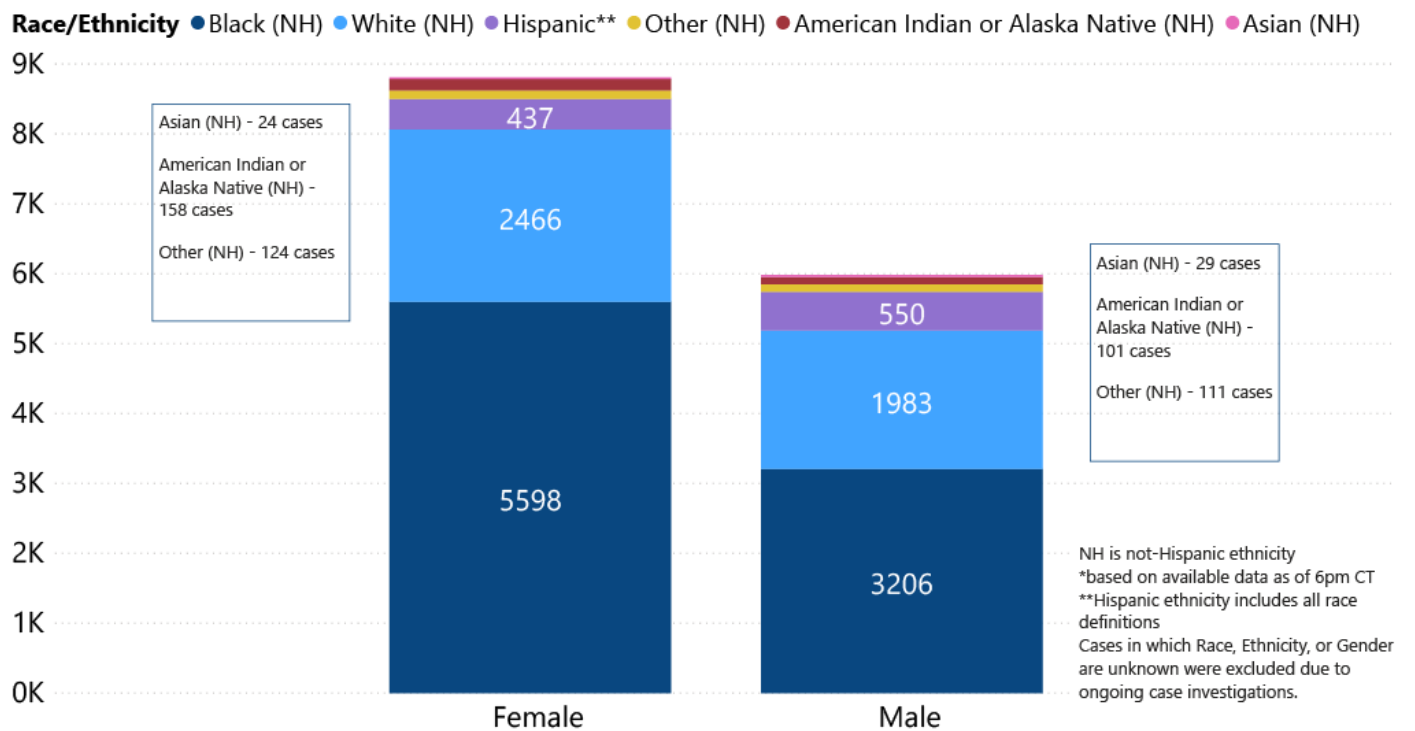


COVID-19 Cumulative Hospitalizations-Investigated Cases June 7, 2020 *



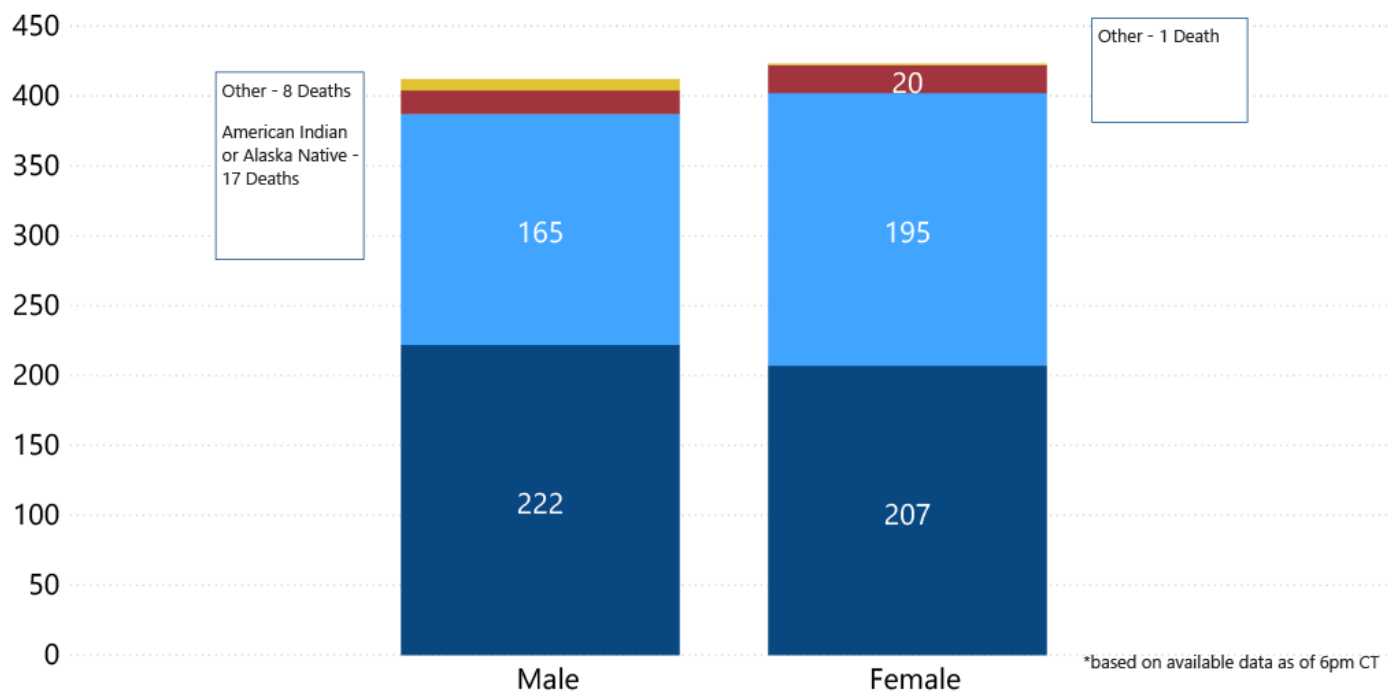
* N=15,974, 1,794 cases excluded due to ongoing investigations, based on available data as of 6 pm CT

COVID-19 Cases by Race/Ethnicity and Gender through June 7, 2020*, Mississippi

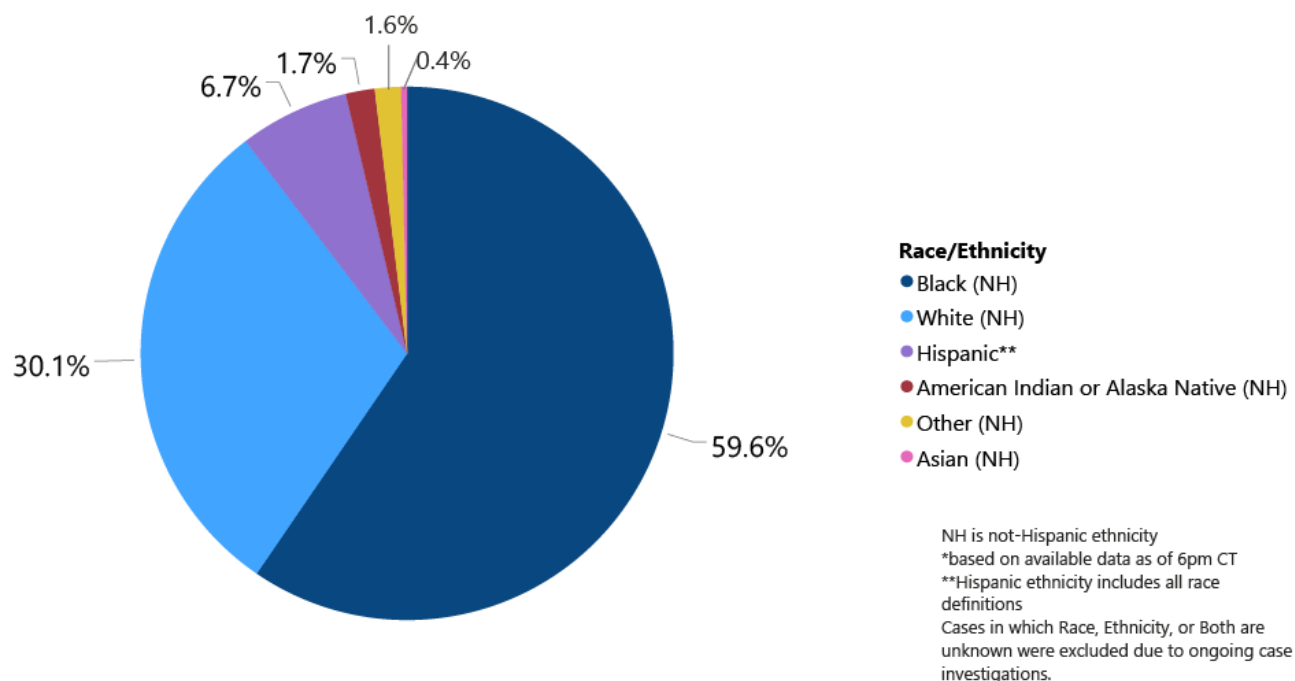


COVID-19 Deaths by Race and Gender through June 7, 2020*, Mississippi

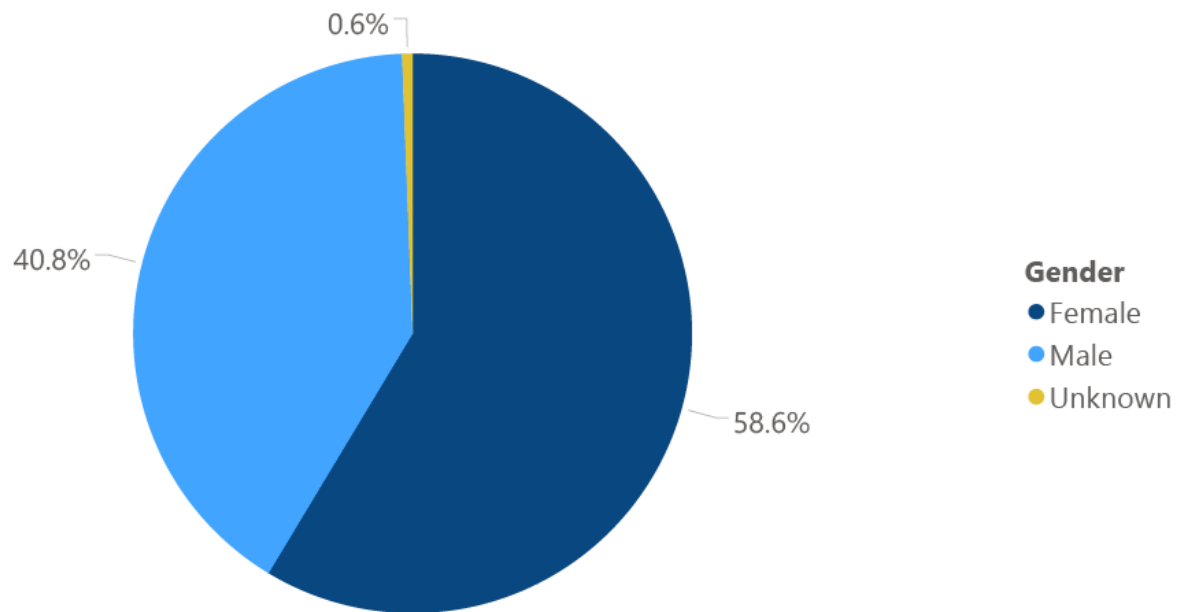
Race ● Black ● White ● American Indian or Alaska Native ● Other ● Asian



COVID-19 Cases by Race/Ethnicity through June 7, 2020*, Mississippi



COVID-19 Cases by Gender through June 7, 2020*, Mississippi



*Based on available data as of 6pm CT

Weekly High Case and High Incidence Counties

These weekly tables count cases based on the date of testing, not the date the test result was reported, and count only those cases where the date of testing is known.

They rank counties by weekly cases, and by incidence (cases proportional to population). A separate table ranking all counties is also available. **All tables updated weekly.**

► [Full tables of counties ranked by weekly incidence and cases](#) PDF

COVID-19 High Case MS Counties Over 1 Week Period (June 1-June 7, 2020*)

County	Cases (June 1-June 7)	Cases per 100,000 (June 1-June 7)	Cases to Date	Cases per 100,000 Total	Percent Change
HINDS	88	37.1	1164	491.0	8%
JONES	73	106.6	777	1135.0	10%
WAYNE	62	305.4	328	1615.9	23%
DESOTO	56	30.8	633	347.8	10%
MADISON	47	44.5	807	764.0	6%
COPIAH	31	108.6	357	1250.7	10%
FORREST	26	34.7	635	846.3	4%
LEE	25	29.3	237	278.2	12%
GRENADA	24	114.0	127	603.2	23%
LOWNDES	24	40.7	274	465.0	10%
OKTIBBEHA	23	46.4	300	604.9	8%
RANKIN	21	13.6	485	315.1	5%

*based on available data as of 6pm CT

Cases based on test date. Cases without test date excluded due to ongoing investigations.

Table will be updated weekly.

COVID-19 High Incidence MS Counties Over 1 Week Period (June 1-June 7, 2020*)

County	Cases (June 1-June 7)	Cases per 100,000 (June 1-June 7)	Cases to Date	Cases per 100,000 Total	Percent Change
WAYNE	62	305.4	328	1615.9	23%
GRENADA	24	114.0	127	603.2	23%
COPIAH	31	108.6	357	1250.7	10%
JONES	73	106.6	777	1135.0	10%
GREENE	14	103.0	47	345.9	42%
HOLMES	18	102.1	461	2616.0	4%
CLAIBORNE	9	100.0	127	1410.8	8%
NOXUBEE	8	75.9	204	1936.4	4%
HUMPHREYS	6	72.7	74	896.2	9%
YALOBUSHA	9	72.6	121	976.4	8%
WALTHALL	10	69.1	76	525.4	15%
JASPER	11	67.0	184	1120.0	6%

*based on available data as of 6pm CT

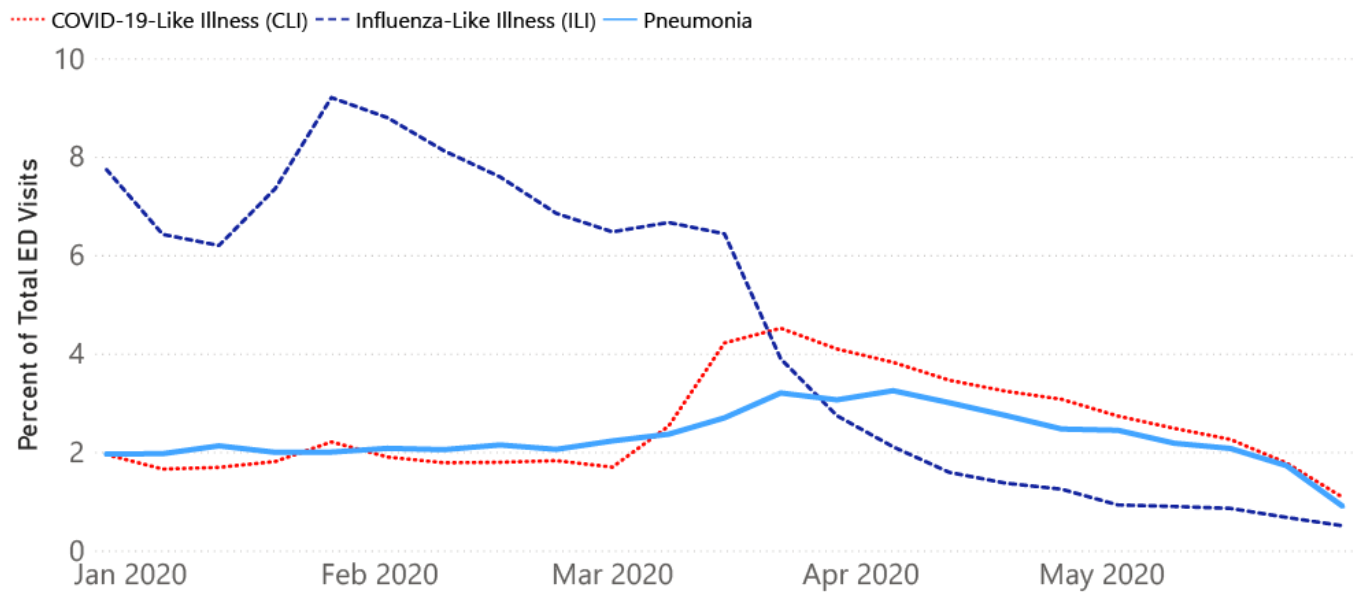
Cases based on test date. Cases without test date excluded due to ongoing investigations.

Table will be updated weekly.

Syndromic Surveillance

Emergency department visits by those with symptoms characteristic of COVID-19, influenza and pneumonia, updated weekly.

Percentage of Emergency Department visits for CLI, ILI, and Pneumonia Cases Weekly Statewide Summary, December 29, 2019 - May 31, 2020



*The graph represents syndromic surveillance data from emergency department visits, reported electronically by hospitals throughout the state, that are consistent with COVID-19-Like Illness (CLI), Influenza-Like Illness (ILI), and Pneumonia. Based on available data as of 6pm CT. Graph will be updated weekly.

Estimated Recoveries

Presumed COVID-19 cases recovered, estimated weekly (does not include cases still under investigation).

COVID-19 Presumed Recovered Cases through June 7, 2020, Mississippi

13,356
Presumed Recovered*

*Reflects Provisional Estimates. Presumed Recovered if:

- 1) It has been 14 days or more since the case tested positive, if they were not hospitalized
- 2) It has been 21 days or more since the case tested positive, if they were hospitalized or hospitalization was unknown.

All deaths excluded. Presumed recovered counts will be updated weekly.

U.S. and World Cases

- ▶ [COVID-19 cases in the United States \(CDC\)](#)
- ▶ [U.S. COVID-19 Tracker \(CDC\)](#)
- ▶ [COVID-19 Global Case Map \(Johns Hopkins University\)](#)

COVID-19 Testing

Statewide Combined Testing as of June 7

COVID-19 testing providers around the state include commercial laboratories as well as hospital labs. Combined with testing done by the MSDH Public Health Laboratory, the figures provide a complete picture of all Mississippi testing.

PCR testing detects current, active COVID-19 infection in an individual.

Antibody (serology) testing identifies individuals with past COVID-19 infection based on antibodies they develop one to three weeks after infection.

	Total tests	PCR	Antibody
MSDH Public Health Laboratory	43,362	43,362	0
Other testing providers	173,867	164,727	9,140
Total tests for COVID-19 statewide	217,229	208,089	9,140

MSDH Individuals Tested as of June 7

MSDH Public Health Laboratory (MPHL) testing totals as of 6 p.m. These totals are for tests performed at the MPHL only.

- Total individuals tested by the MPHL: **40,625**
- Total positive individuals from MPHL tests: **3,212**

Getting Tested for COVID-19

The MSDH Public Health Laboratory, its partners, and private providers are testing statewide for COVID-19.

Anyone with symptoms of fever, severe cough or severe chest pains – especially those who are older or in poor health – should make arrangements for testing with their doctor or one of the many healthcare providers now performing testing. Healthcare providers can assess your health history and symptoms, and perform testing for COVID-19 as needed. MSDH is also helping conduct free drive-up testing sites in many parts of the state. **Always call ahead to the testing provider for instructions on safely being examined before you visit for your test.**

- ▶ [Find a COVID-19 testing provider near you](#)

- ▶ [Video: A tour through COVID-19 testing at the MSDH Public Health Lab](#)

What MSDH Is Doing

The Mississippi State Department of Health is aggressively responding to the rapidly evolving COVID-19 situation. With other state agencies, it has activated emergency operations in order to slow the spread of COVID-19 in Mississippi.

Other steps that MSDH is taking include:

- **Surveillance:** Increasing surveillance (monitoring) activities to identify cases of COVID-19 as quickly as possible and to limit person-to-person transmission.
- **Testing:** Making COVID-19 testing available for healthcare providers through the MSDH Public Health Laboratory.
- **Planning:** Working directly with hospitals and healthcare providers across the state to plan for possible cases of COVID-19, preparing them to identify and safely treat cases.
- **Readiness:** Assessing statewide hospital capacities, ensuring the capacity of the MSDH Public Health Laboratory for COVID-19 testing, and informing all Mississippi healthcare providers about procedures for identifying and testing for coronavirus cases.
- **Information:** Providing guidance to business, education and other entities on how to respond to the possible spread of COVID-19 in the community.

Prevention and Preparation for Individuals and the Community

► [Preventive steps to take, recommendations, guidances and general information on COVID-19](#)

Our free newsletter includes monthly disease updates:



Last reviewed on Mar 5,
2020

[error on this](#)

[email page](#)

[print](#)

Related resources

► [Local COVID-19 Testing Providers](#)

► [COVID-19 Guidance and Prevention for Individuals and the Community](#)

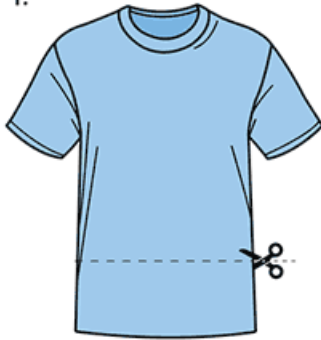
Updated June 1, 2020

More topics

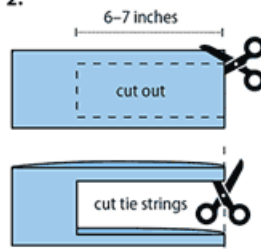
- [\[Espanol, Tieng Viet, ASL \]](#)
- [Diagnostic Testing EUA](#)
- [Handouts and Posters](#)
- [Healthcare Professionals](#)
- [Interactive Map and Charts](#)
- [Prevention and Safety Guidance](#)
- [Testing for COVID-19](#)

Make your own face covering

1.

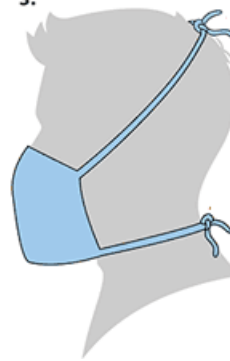


2.



FIND OUT MORE

3.



AGENCY

[About Us](#)

[Administration](#)

[Board of Health](#)

[County Offices](#)

[Institutional Review](#)

[Jobs](#)

[Locations](#)

[Public Health Laboratory](#)

[RFPs/Grants](#)

[More »](#)

[Intranet](#)

[OHIT+ER Service Center](#)

[Webmail](#)

INFORMATION

[Apps](#)

[Calendar of Events](#)

[Contact Us](#)

[Meetings](#)

[Health Resources](#)

[Hotlines](#)

[Locations](#)

[News](#)

[Newsletter](#)

[Phone Numbers](#)

[Español](#)

I NEED A ...

[Birth Certificate](#)

[Certificate of Need](#)

[Children's Health Insurance](#)

[Complaint Form](#)

[Criminal History Check](#)
[Death Certificate](#)
[Divorce Record](#)
[Food Permit](#)
[Immunization Record](#)
[J-1 Visa](#)
[License Verification](#)
[Marriage Record](#)
[Professional License](#)
[Public Records Request](#)
[Wastewater Application](#)

PUBLICATIONS

[Annual Report](#)
[CON Weekly Reports](#)
[Health Facilities Directory](#)
[Mississippi Morbidity Reports](#)
[Public Health Report](#)
[State Health Plan](#)
[Strategic Plan](#)

[More »](#)

Mississippi State Department of Health • 570 East Woodrow Wilson Dr • Jackson, MS 39216 • 866-HLTHY4U • [Contact and information](#)

