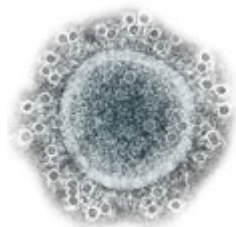




## Coronavirus Disease 2019 (COVID-19)

*Updated June 15, 2020*



The national Centers for Disease Control and Prevention (CDC) and the Mississippi State Department of Health continue to closely monitor the outbreak of respiratory illnesses caused by the novel (new) coronavirus COVID-19, and are working to limit the spread of cases nationally and in Mississippi. MSDH is actively working with doctors and hospitals to quickly identify cases and respond effectively to limit this outbreak.



**If you are waiting for test results, it is essential to remain at home if you have symptoms of COVID-19.** Do not go to work or leave home. Stay in a specific room at home and avoid contact with other family members as much as possible.

If you are awaiting results from a **routine screening** test, but have no symptoms, you may return to work under the guidance of your employer (unless otherwise directed by the Mississippi State Department of Health).

► [More important steps for you and your family](#)

## Healthcare Professionals

Guidances and more →

- ▶MSDH guidances
- ▶Specimens
- ▶Lab dropoff
- ▶CDC guidances
- ▶MS-HAN Alerts

[ALL HEALTHCARE](#)

## Current Cases and Statistics

County and state data →

- ▶Current cases and deaths
- ▶Map and charts
- ▶Long-term care facilities
- ▶Lab testing
- ▶Recoveries

[ALL STATISTICS](#)

## Re-opening, Safety and Testing

Personal and community →

- ▶Re-opening guidance
- ▶Find COVID-19 testing
- ▶After you get tested
- ▶Personal protection
- ▶Community prevention
- ▶General information

[ALL PREVENTION](#)

Mississippi Coronavirus Hotline (7 days a week, 7 a.m.–7 p.m.): **877-978-6453**

Hard of hearing? Dial 711 for assistance.

# COVID-19 in Mississippi

## New Cases and Deaths as of June 14

### NEW CASES

**283**

New COVID-19 positive tests reported to MSDH as of 6 p.m. yesterday.

### NEW DEATHS

**4**

New COVID-19 positive tests reported to MSDH as of 6 p.m. yesterday.

Greene	1
Jones	1
Lamar	1
Panola	1

### LTC OUTBREAKS

**83**

Current outbreaks in long-term care facilities only. (One or more cases among staff or residents counts as an outbreak.)

**About our case counts:** We currently update our case totals each morning based on test results from the previous day. Outside laboratories also report positive test results to us, which are included in our totals.

County case numbers and deaths may change as investigation finds new or additional information.

## Cases and Deaths by County

Totals of all reported cases since March 11, including those in long-term care (LTC) facilities.

County	Total Cases	Total Deaths	Total LTC Facility Cases	Total LTC Facility Deaths
Adams	226	17	43	10
Alcorn	30	1	0	0
Amite	72	2	12	2
Attala	332	23	89	19
Benton	17	0	1	0
Bolivar	194	12	19	4
Calhoun	80	4	23	4
Carroll	122	11	45	9
Chickasaw	168	16	35	10
Choctaw	65	2	0	0
Claiborne	140	8	42	7
Clarke	166	21	17	9
Clay	174	6	0	0
Coahoma	150	4	0	0
Copiah	412	6	3	0
Covington	206	3	1	0
Desoto	718	13	18	4
Forrest	681	41	93	29
Franklin	30	2	3	1
George	37	2	1	0

County	Total Cases	Total Deaths	Total LTC Facility Cases	Total LTC Facility Deaths
Greene	54	3	17	1
Grenada	164	4	17	2
Hancock	100	12	9	3
Harrison	367	7	3	2
Hinds	1308	27	88	13
Holmes	471	34	97	17
Humphreys	82	8	18	6
Issaquena	0	0	0	0
Itawamba	103	8	33	7
Jackson	367	16	38	5
Jasper	197	4	0	0
Jefferson	55	2	0	0
Jefferson Davis	84	3	3	1
Jones	881	39	118	21
Kemper	169	12	37	9
Lafayette	181	4	40	1
Lamar	288	6	3	2
Lauderdale	811	75	181	48
Lawrence	118	1	0	0
Leake	487	15	2	0
Lee	301	11	39	4
Leflore	368	45	157	31
Lincoln	327	32	93	25
Lowndes	317	9	19	5
Madison	889	30	101	16
Marion	145	9	15	2
Marshall	107	3	1	0

County	Total Cases	Total Deaths	Total LTC Facility Cases	Total LTC Facility Deaths
Monroe	295	25	93	22
Montgomery	97	1	0	0
Neshoba	881	50	68	22
Newton	322	6	4	0
Noxubee	212	6	15	3
Oktibbeha	363	17	98	14
Panola	127	4	0	0
Pearl River	223	31	45	11
Perry	54	3	0	0
Pike	244	11	17	6
Pontotoc	77	3	3	1
Prentiss	66	3	24	3
Quitman	50	0	0	0
Rankin	539	10	14	0
Scott	690	12	13	2
Sharkey	8	0	0	0
Simpson	119	1	2	0
Smith	180	11	52	8
Stone	35	0	0	0
Sunflower	121	4	0	0
Tallahatchie	43	1	0	0
Tate	134	1	2	0
Tippah	94	11	0	0
Tishomingo	47	0	2	0
Tunica	66	3	12	2
Union	102	8	19	7
Walthall	105	1	0	0

County	Total Cases	Total Deaths	Total LTC Facility Cases	Total LTC Facility Deaths
Warren	259	12	39	8
Washington	266	8	7	1
Wayne	389	7	3	0
Webster	109	8	50	7
Wilkinson	85	9	5	2
Winston	150	2	0	0
Yalobusha	138	7	35	7
Yazoo	348	6	19	2
<b>Total</b>	<b>19,799</b>	<b>895</b>	<b>2,215</b>	<b>457</b>

## Case Classifications

Mississippi investigates and reports both probable and confirmed cases and deaths according to the [CSTE case definition](#).

	Confirmed	Probable	Total
Cases	19,664	135	19,799
Deaths	879	16	

Confirmed cases and deaths are generally determined by positive PCR tests, which detect the presence of ongoing coronavirus infection.

Probable cases are those who test positive by other testing methods such as antibody or antigen, and have recent symptoms consistent with COVID-19, indicating a recent infection.

Probable deaths are those individuals with a designation of COVID-19 as a cause of death on the death certificate, but where no confirmatory testing was performed.

## Mississippi Cases and Deaths Tables

- [Mississippi COVID-19 cases by county, race and ethnicity](#) PDF
- [Mississippi COVID-19 deaths by county, race and ethnicity](#) PDF
- [Mississippi counties ranked by weekly cases and incidence](#)

# Long-Term Care Facility Cases and Outbreaks

Long-term care (LTC) facilities like nursing homes are considered high risk locations because their residents are older or in poor health. Even one case of COVID-19 in these facilities among residents or employees is considered an outbreak. We investigate residents, staff and close contacts of infected individuals for possible exposure. Residential care facilities also represent group living facilities where COVID-19 can be easily spread.

► [Mississippi COVID-19 cases and deaths in long-term care facilities](#) PDF

Long-term care facilities include nursing homes, personal care homes, assisted living homes, and intermediate care facilities for individuals with intellectual disability (ICF-IID)

► [Mississippi COVID-19 cases and deaths in residential care facilities](#) PDF

Residential care facilities include psychiatric or chemical dependency residential treatment centers and long-term acute care facilities.

## *Active Outbreaks*

The table of active outbreaks lists all facilities that have reported a current COVID-19 outbreak. Resident and employee totals are for those cases associated with the current outbreak **only**. The reported deaths are those which have occurred only among the cases in the current outbreak.

► [Mississippi long-term care facilities with active COVID-19 outbreaks](#) PDF

June 12, 2020

---

# Mississippi COVID-19 Map and Charts

## Data Overviews as of June 14

Our state case map and other data charts are also available in interactive form.

► [View interactive map](#)

► [View interactive epidemiological trend and syndromic surveillance](#)

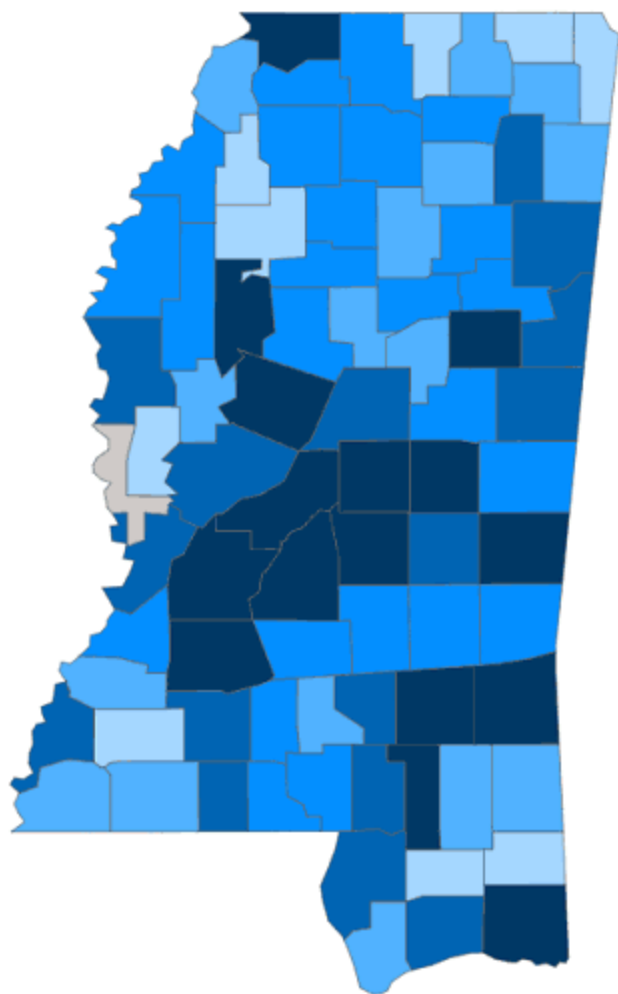
► [View interactive hospitalization chart](#)

The charts below are based on available data at the time of publication. Charts do **not** include cases where insufficient details of the case are known.

Mississippi COVID-19  
Cases and Deaths by Race with Ethnicity  
as of 6 pm CT, June 13, 2020

Total Cases

19,516



● 1 to 50 ● 51 to 100 ● 101 to 200 ● 201 to 350 ● >350

	American Indian or Alaska Native	Asian	Black	White	Other	Unknown
Non Hispanic	289	55	9501	4796	259	31
Hispanic	6	1	38	244	770	21
Unknown Ethnicity	655	7	775	469	614	985

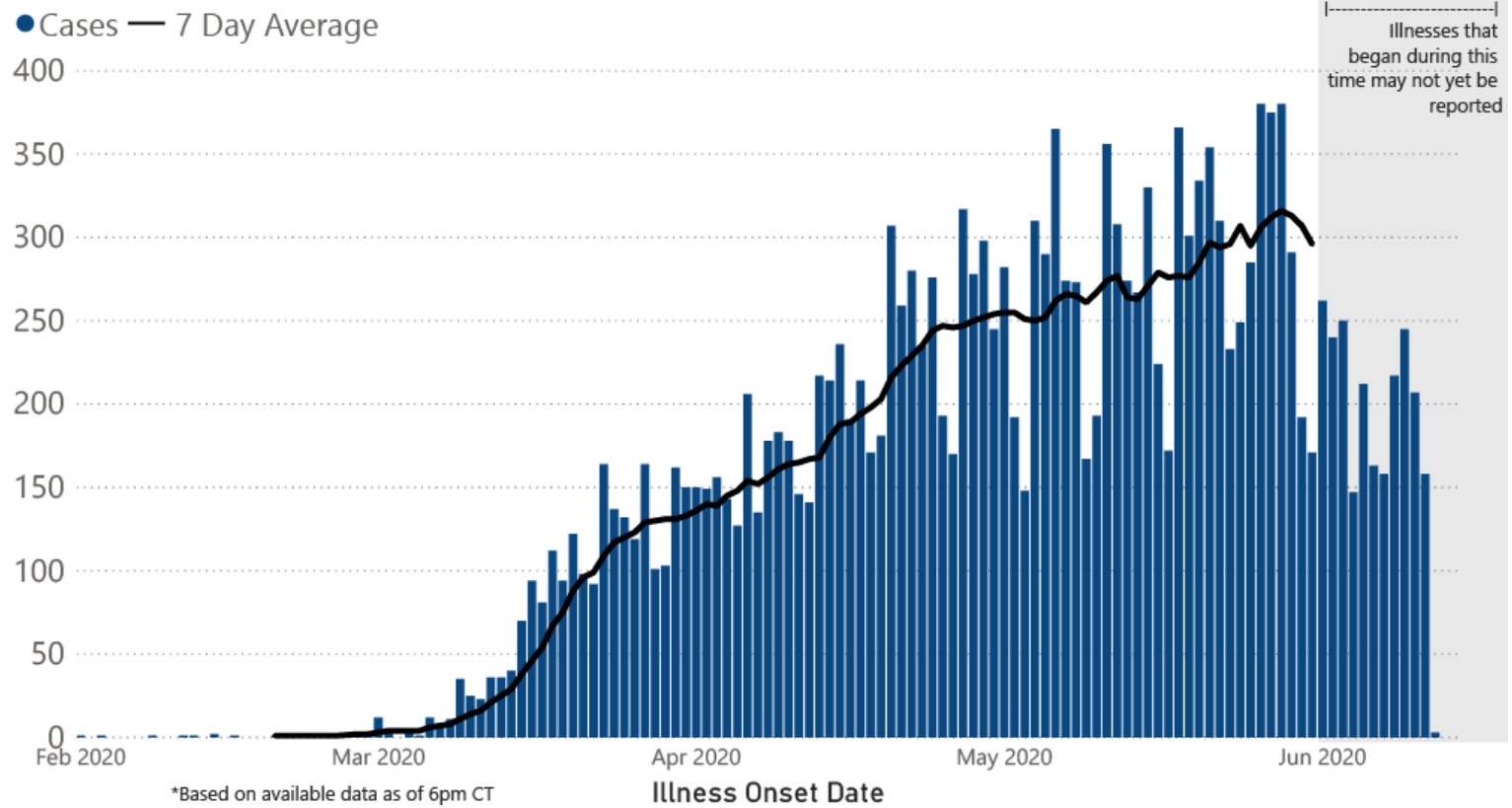
Total Deaths

891

	American Indian or Alaska Native	Asian	Black	White	Other	Unknown
Non Hispanic	31	0	442	356	1	0
Hispanic	1	0	0	7	7	0
Unknown Ethnicity	12	0	12	16	3	3



## COVID-19 Cases by Date of Illness Onset through June 14, 2020\*, Mississippi



**Note:** Values up to two weeks in the past on the Date of Illness Onset chart above can change as we update it with new information from disease investigation.

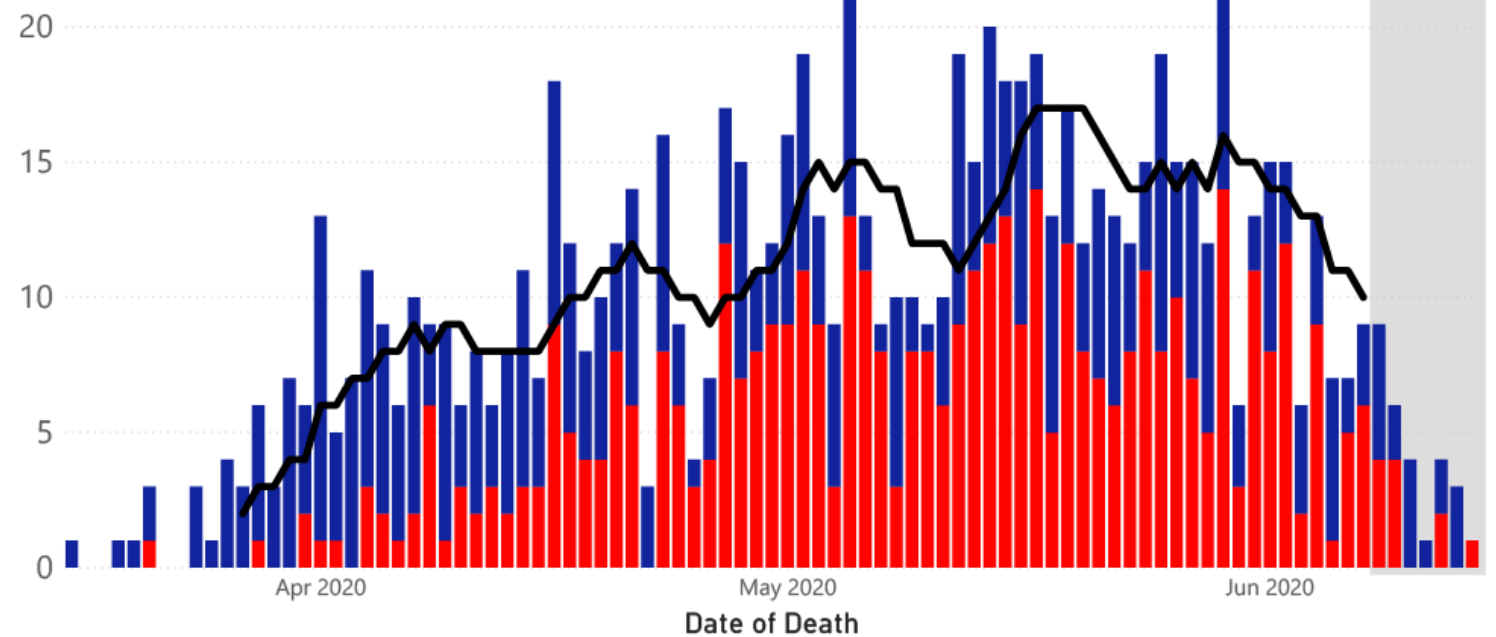
# COVID-19 LTCF\* and Non-LTCF Deaths by Date of Death through June 14, 2020\*\*, Mississippi

● Resident of LTCF Deaths ● Non-Resident of LTCF Deaths — 7 Day Average

25 \*LTCF is Long Term Care Facility and includes Nursing Homes, ICF-IID, Assisted Living, and Personal Care Homes

\*\*based on available data as of 6pm CT

-----  
7 day average  
not included  
for this time  
period due to  
possible  
delays in  
reporting

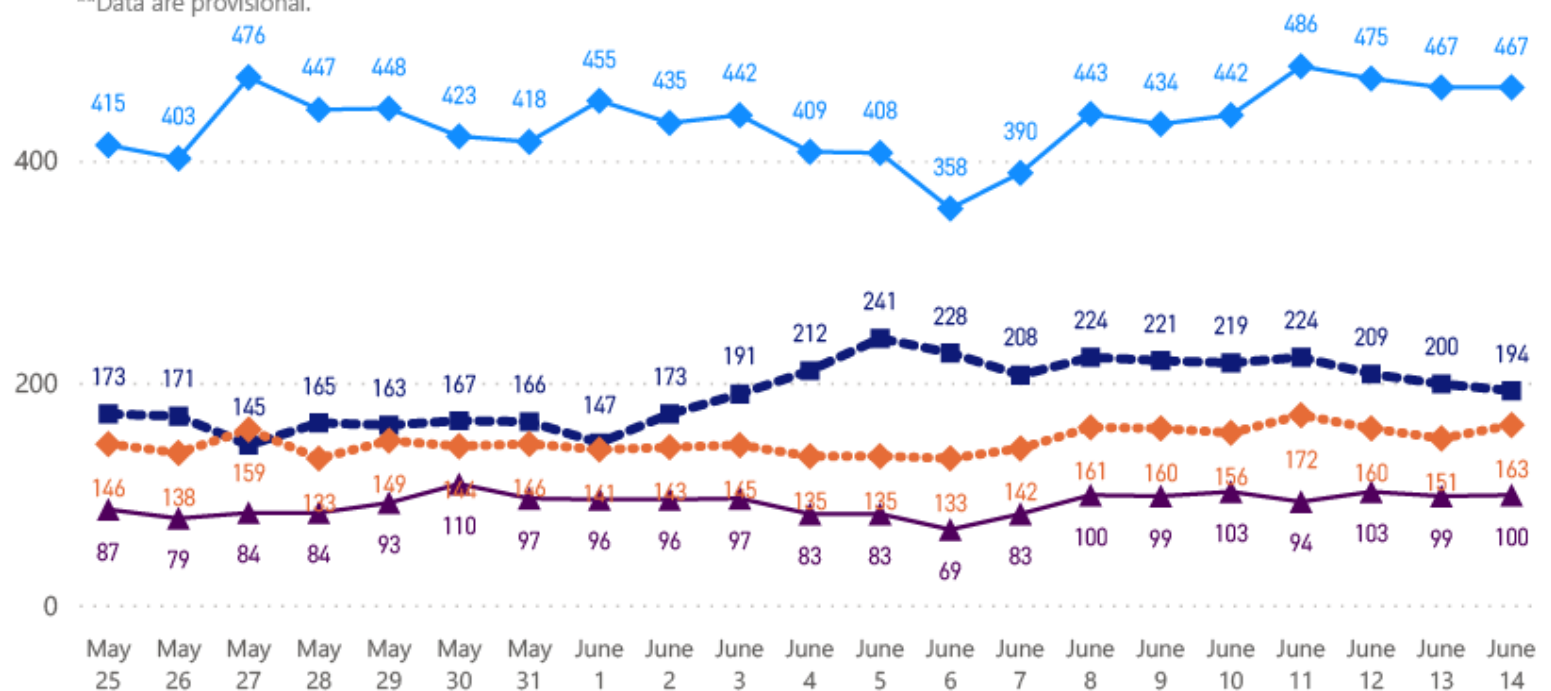


## COVID-19 Hospitalizations Reported by MS Hospitals, 5/25/20 - 6/14/20 \*, \*\*

◆ Patients with Confirmed Infection ■ Patients with Suspected Infection ◆ Patients in an ICU ▲ Patients on Ventilators

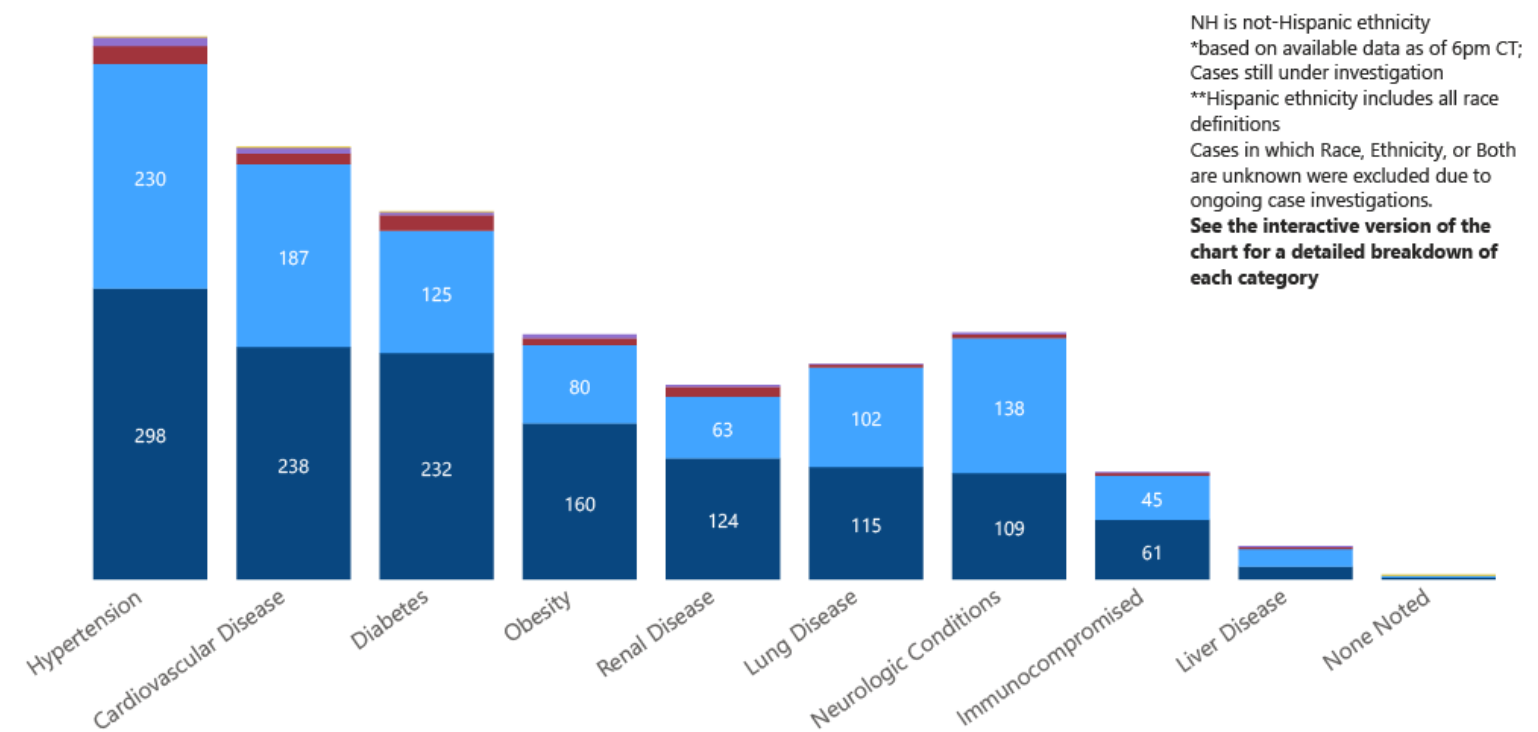
\*Patients in ICU and on ventilators are COVID-19 confirmed.

\*\*Data are provisional.

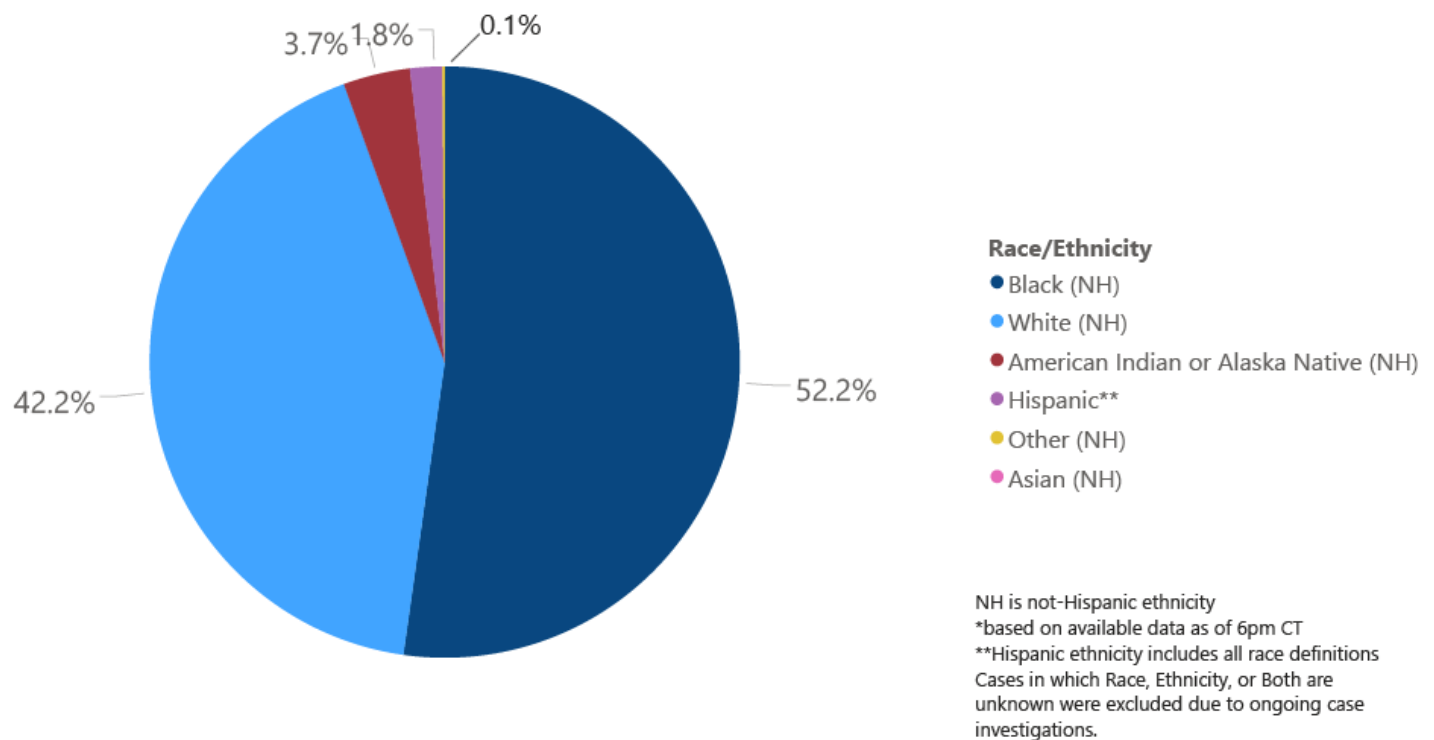


## COVID-19 Underlying Conditions in Deaths by Race/Ethnicity through June 14, 2020\*, Mississippi

**Race/Ethnicity** ● Black (NH) ● White (NH) ● American Indian or Alaska Native (NH) ● Hispanic\*\* ● Other (NH) ● Asian (NH)

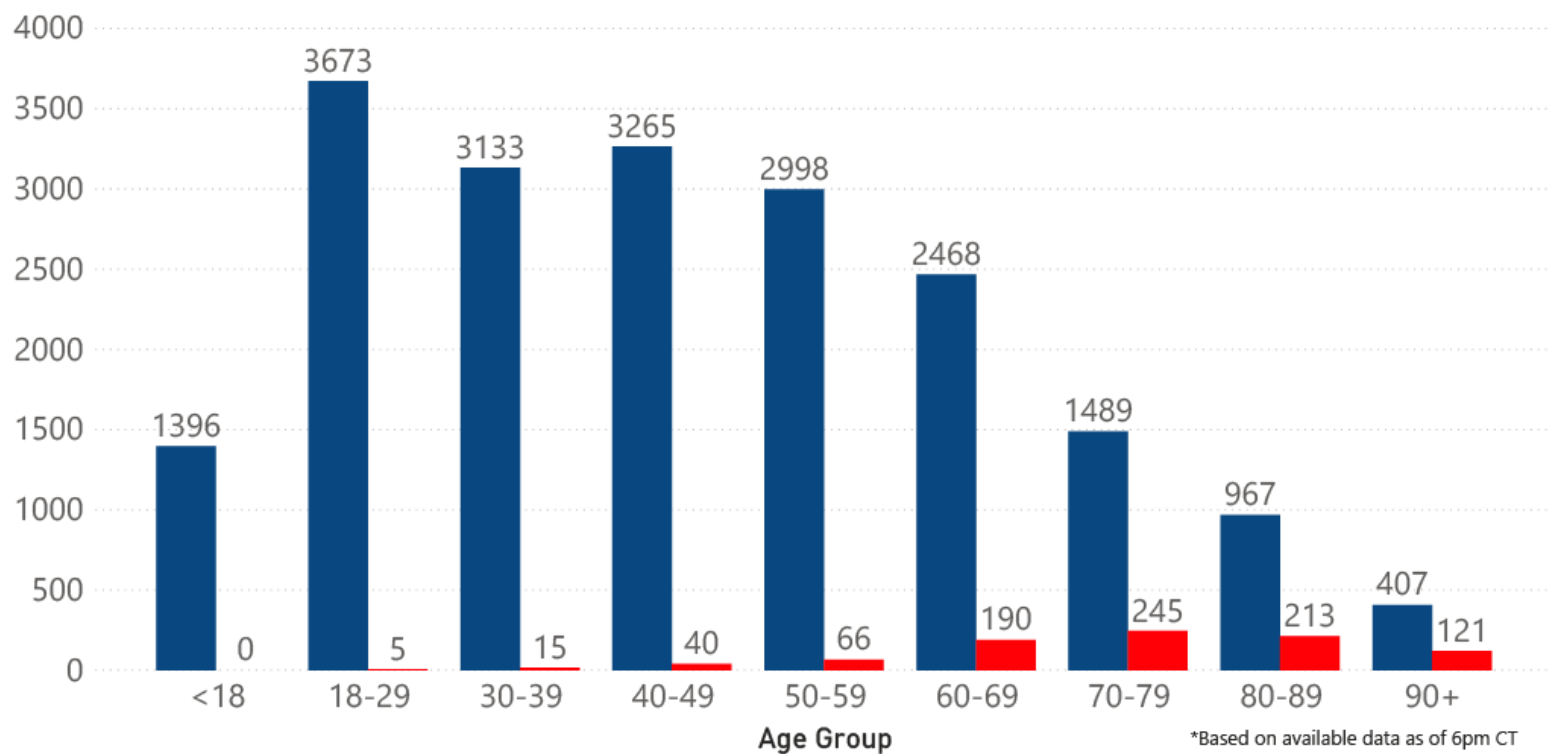


## COVID-19 Deaths by Race/Ethnicity through June 14, 2020\*, Mississippi

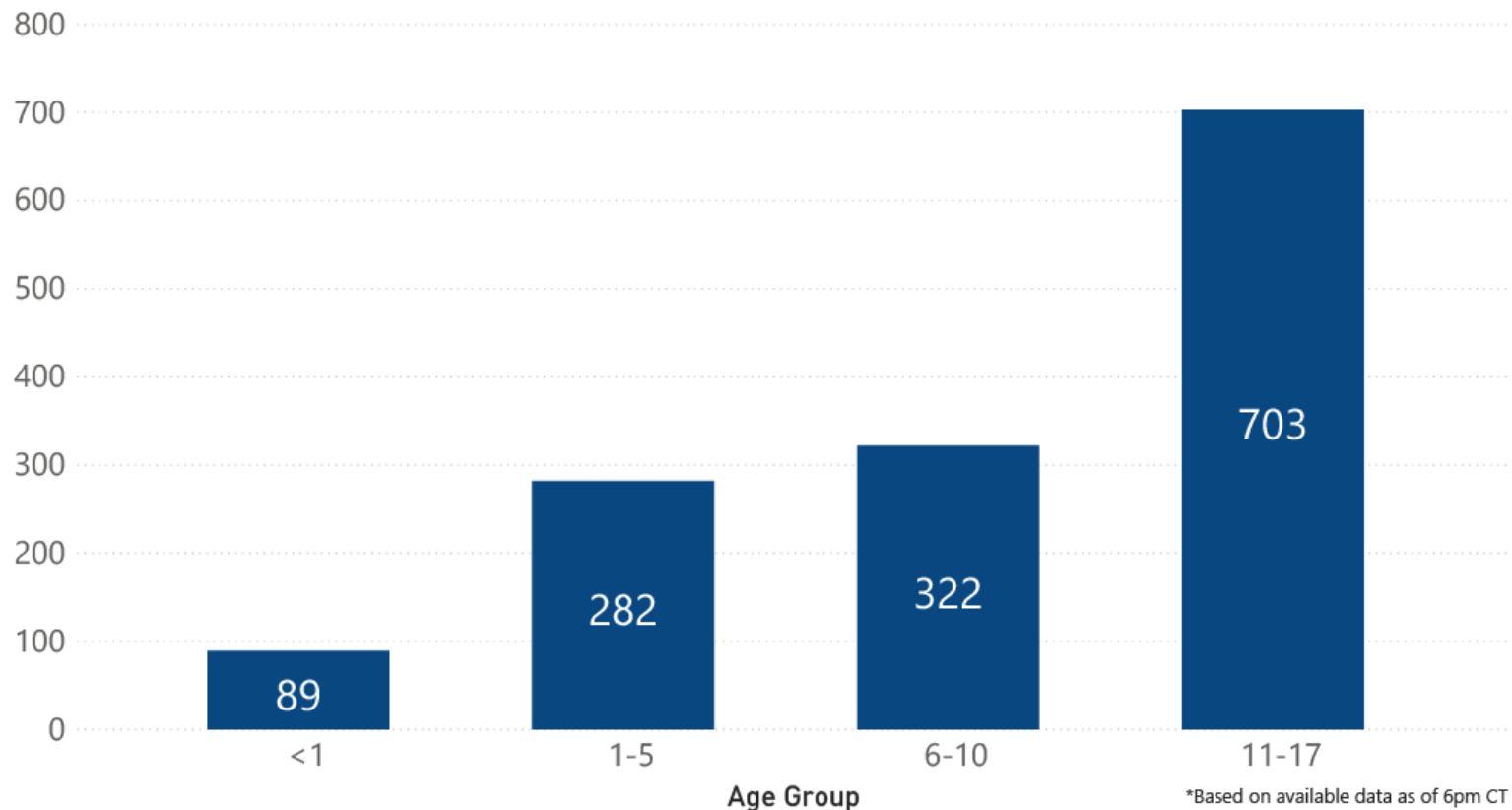


## COVID-19 Cases and Deaths by Age Group through June 14, 2020\*, Mississippi

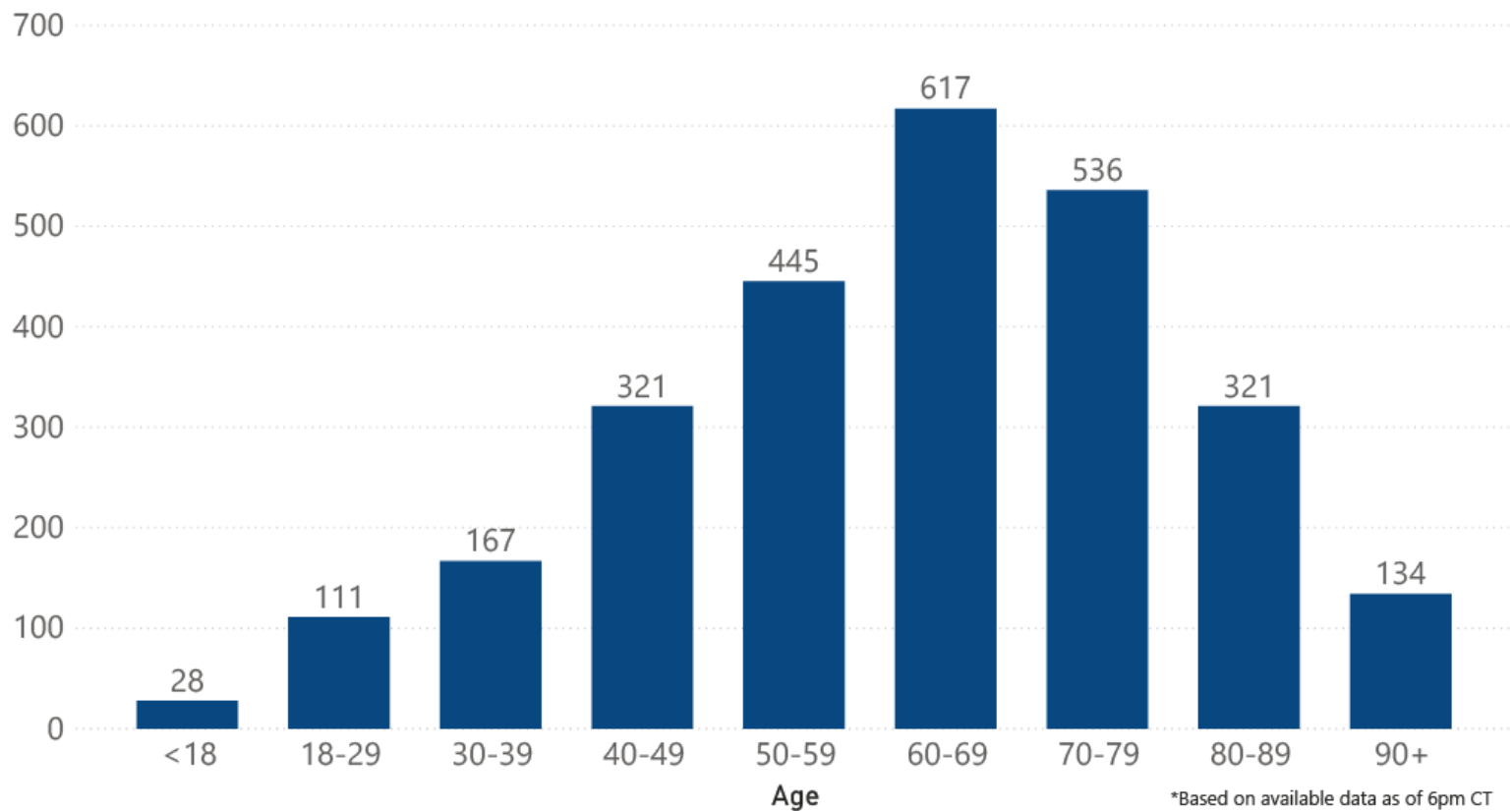
● Cases ● Deaths



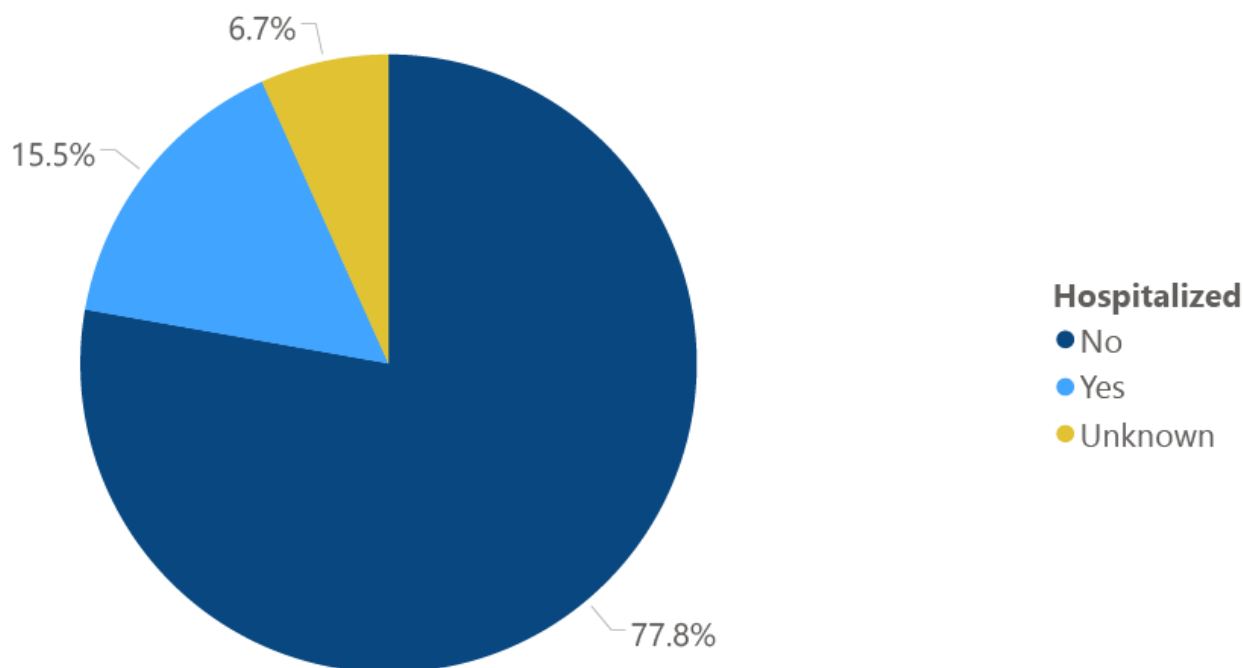
## COVID-19 Pediatric Cases by Age Group through June 14, 2020\*, Mississippi



## COVID-19 Hospitalized Cases by Age through June 14, 2020\*, Mississippi



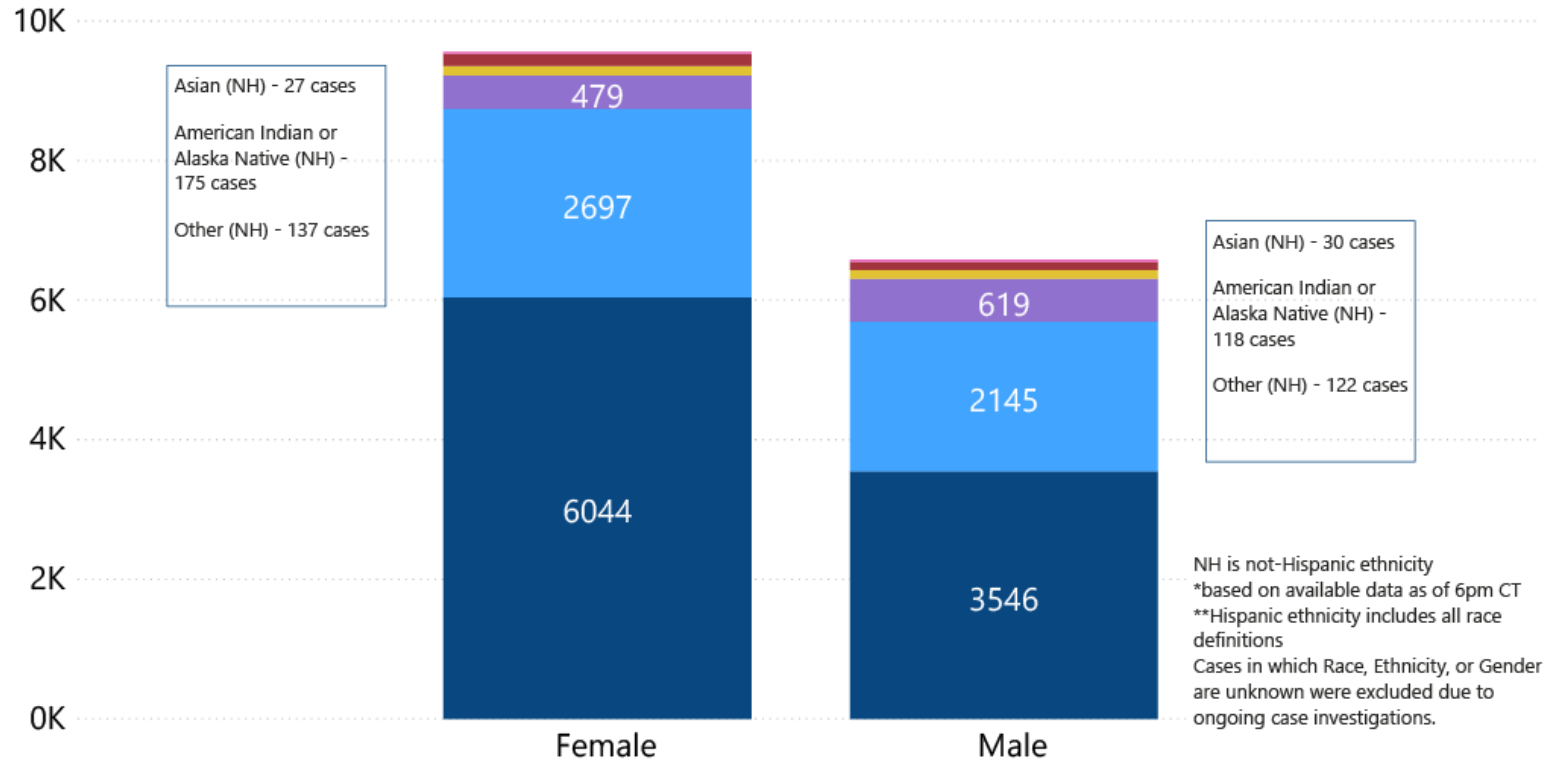
## COVID-19 Cumulative Hospitalizations-Investigated Cases June 14, 2020 \*



\* N=17,319, 2,480 cases excluded due to ongoing investigations, based on available data as of 6 pm CT

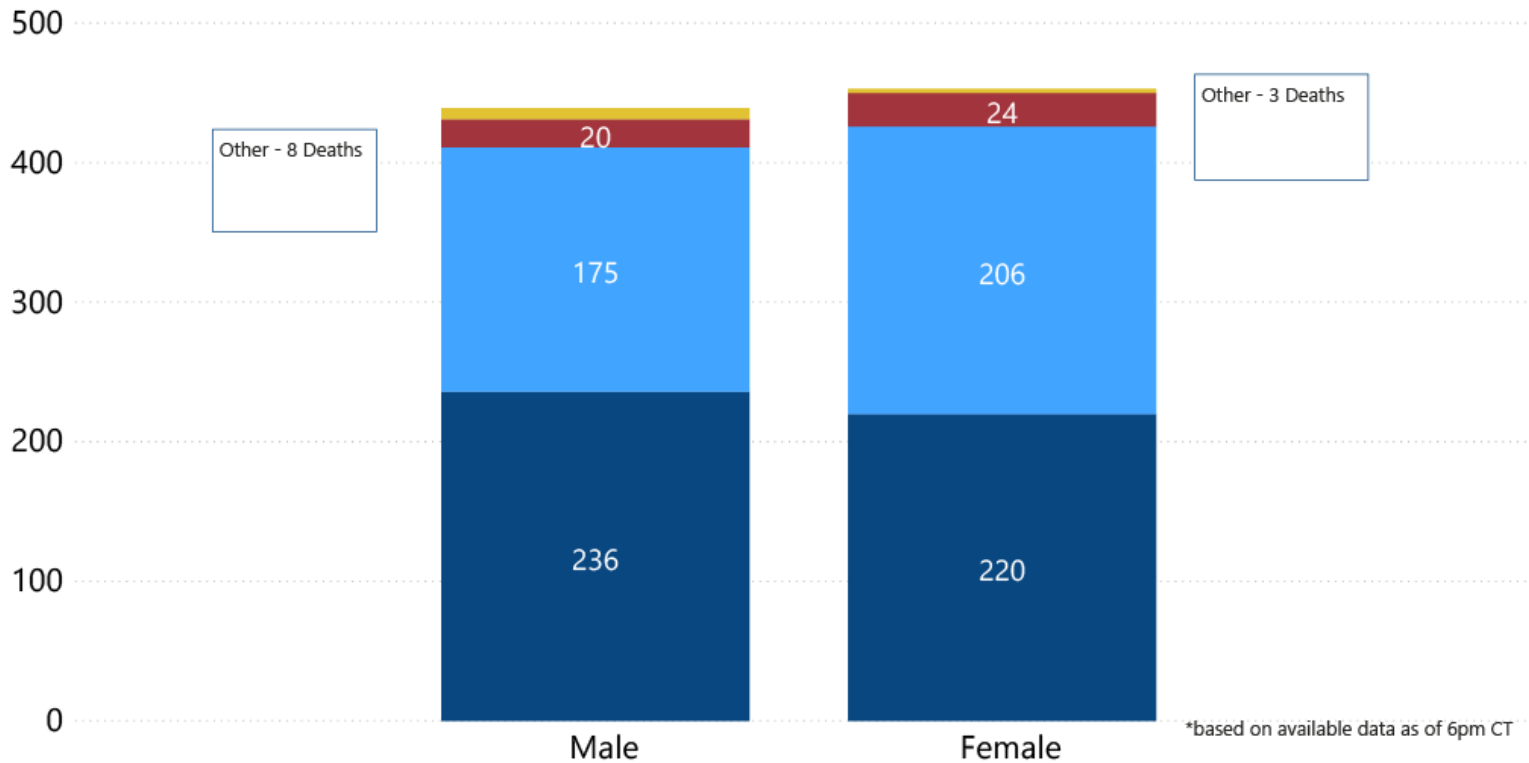
## COVID-19 Cases by Race/Ethnicity and Gender through June 14, 2020\*, Mississippi

**Race/Ethnicity** ● Black (NH) ● White (NH) ● Hispanic\*\* ● Other (NH) ● American Indian or Alaska Native (NH) ● Asian (NH)

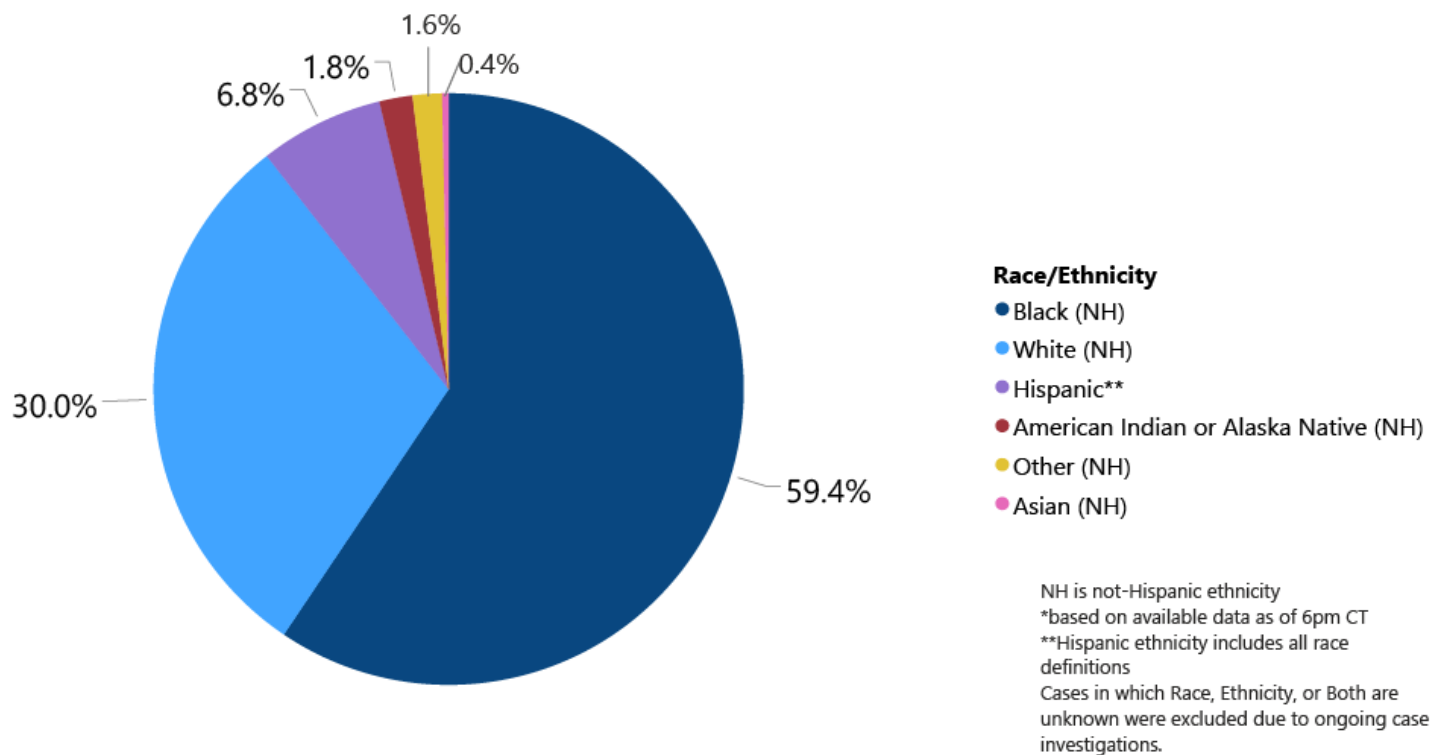


## COVID-19 Deaths by Race and Gender through June 14, 2020\*, Mississippi

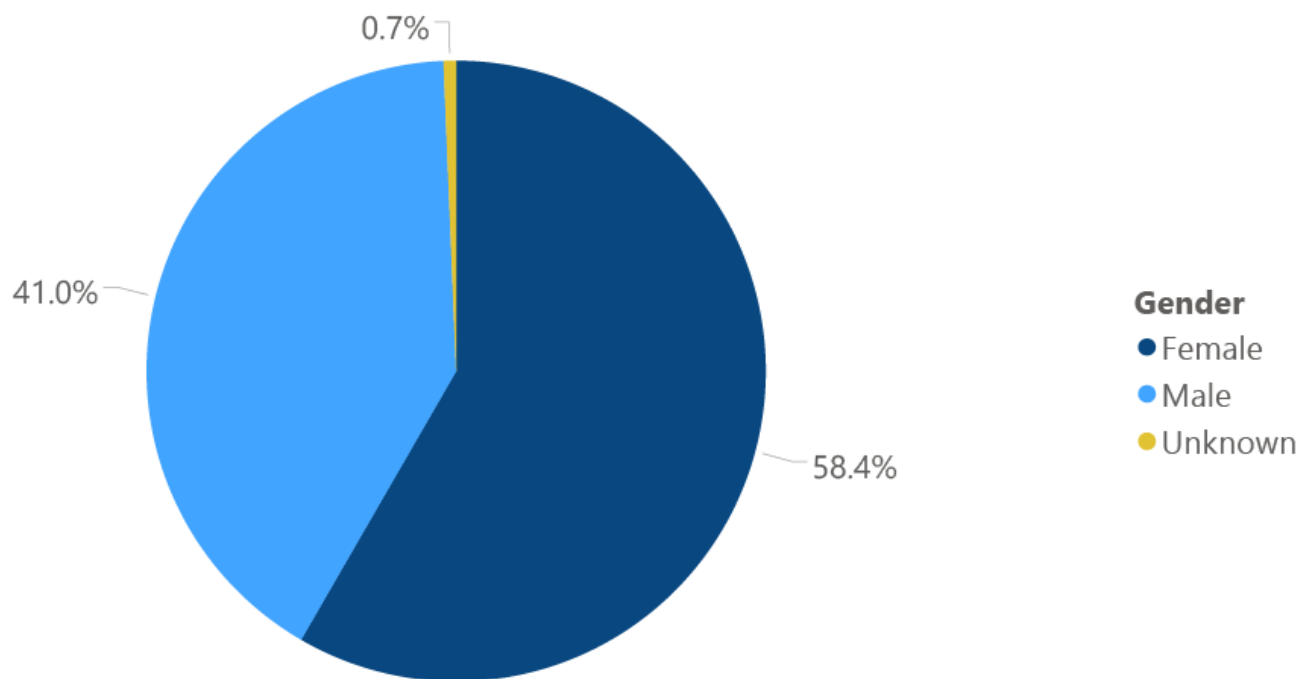
**Race** ● Black ● White ● American Indian or Alaska Native ● Other ● Asian



## COVID-19 Cases by Race/Ethnicity through June 14, 2020\*, Mississippi



## COVID-19 Cases by Gender through June 14, 2020\*, Mississippi



# Weekly High Case and High Incidence Counties

These weekly tables count cases based on the date of testing, not the date the test result was reported, and count only those cases where the date of testing is known.

They rank counties by weekly cases, and by incidence (cases proportional to population). A separate table ranking all counties is also available. **All tables updated weekly.**

[Full tables of counties ranked by weekly incidence and cases](#) PDF

COVID-19 High Case MS Counties Over 1 Week Period (June 8-June 14, 2020*)					
County	Cases (June 8-June 14)	Cases per 100,000 (June 8-June 14)	Cases to Date	Cases per 100,000 Total	Percent Change
HINDS	93	39.2	1308	551.7	8%
JONES	50	73.0	881	1286.9	6%
HARRISON	41	19.8	367	177.6	13%
WAYNE	41	202.0	389	1916.4	12%
DESOTO	37	20.3	718	394.5	5%
MADISON	34	32.2	889	841.6	4%
PIKE	33	83.4	244	616.7	16%
COPIAH	32	112.1	412	1443.4	8%
LEE	31	36.4	301	353.3	11%
JACKSON	27	18.8	367	256.1	8%
NESHOBA	27	92.7	881	3024.9	3%
RANKIN	25	16.2	539	350.2	5%
*based on available data as of 6pm CT Cases based on test date. Cases without test date excluded due to ongoing investigations. Table will be updated weekly.					



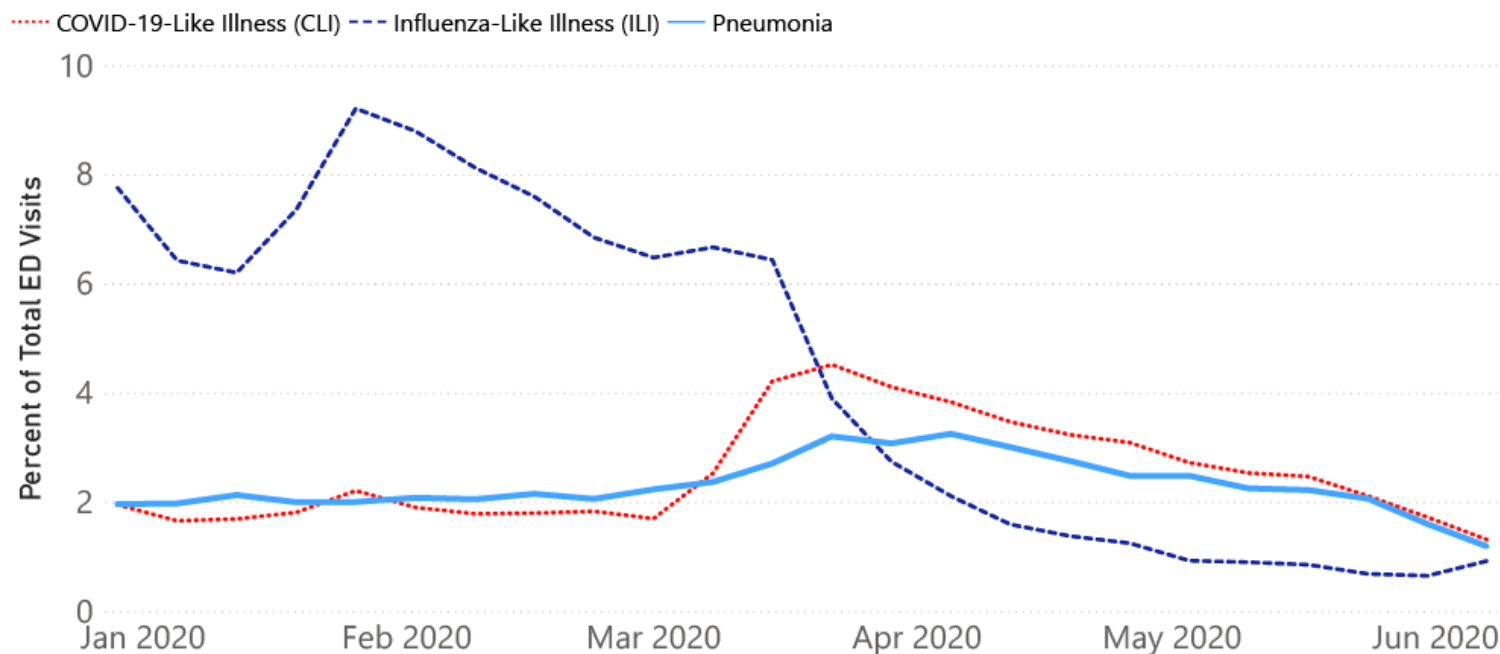
COVID-19 High Incidence MS Counties Over 1 Week Period (June 8-June 14, 2020*)					
County	Cases (June 8-June 14)	Cases per 100,000 (June 8-June 14)	Cases to Date	Cases per 100,000 Total	Percent Change
QUITMAN	15	212.7	50	709.1	43%
WAYNE	41	202.0	389	1916.4	12%
GRENADA	24	114.0	164	778.9	17%
COPIAH	32	112.1	412	1443.4	8%
CLAIBORNE	9	100.0	140	1555.2	7%
NESHOBA	27	92.7	881	3024.9	3%
WEBSTER	9	91.9	109	1113.6	9%
PIKE	33	83.4	244	616.7	16%
HOLMES	13	73.8	471	2672.8	3%
JONES	50	73.0	881	1286.9	6%
JEFFERSON	5	70.4	55	774.0	10%
GREENE	9	66.2	54	397.5	20%

\*based on available data as of 6pm CT  
 Cases based on test date. Cases without test date excluded due to ongoing investigations.  
 Table will be updated weekly.

## Syndromic Surveillance

Emergency department visits by those with symptoms characteristic of COVID-19, influenza and pneumonia, updated weekly.

## Percentage of Emergency Department visits for CLI, ILI, and Pneumonia Cases Weekly Statewide Summary, December 29, 2019 - June 7, 2020



\*The graph represents syndromic surveillance data from emergency department visits, reported electronically by hospitals throughout the state, that are consistent with COVID-19-Like Illness (CLI), Influenza-Like Illness (ILI), and Pneumonia. Based on available data as of 6pm CT. Graph will be updated weekly.

## Estimated Recoveries

Presumed COVID-19 cases recovered, estimated weekly (does not include cases still under investigation).

15,323

Presumed Recovered\*

\*Reflects Provisional Estimates. Presumed Recovered if:

- 1) It has been 14 days or more since the case tested positive, if they were not hospitalized
- 2) It has been 21 days or more since the case tested positive, if they were hospitalized or hospitalization was unknown.

All deaths excluded. Presumed recovered counts will be updated weekly.

---

## U.S. and World Cases

- ▶ [COVID-19 cases in the United States \(CDC\)](#)
- ▶ [U.S. COVID-19 Tracker \(CDC\)](#)
- ▶ [COVID-19 Global Case Map \(Johns Hopkins University\)](#)

---

## COVID-19 Testing

### Statewide Combined Testing as of June 14

COVID-19 testing providers around the state include commercial laboratories as well as hospital labs. Combined with testing done by the MSDH Public Health Laboratory, the figures provide a complete picture of all Mississippi testing.

**PCR** testing detects current, active COVID-19 infection in an individual.

**Antibody** (serology) testing identifies individuals with past COVID-19 infection based on antibodies they develop one to three weeks after infection.

	Total tests	PCR	Antibody
MSDH Public Health Laboratory	45,787	45,787	0
Other testing providers	194,877	184,716	10,161
Total tests for COVID-19 statewide	<b>240,664</b>	<b>230,503</b>	<b>10,161</b>

## MSDH Individuals Tested as of June 14

MSDH Public Health Laboratory (MPHL) testing totals as of 6 p.m. These totals are for tests performed at the MPHL only.

- Total individuals tested by the MPHL: **42,777**
- Total positive individuals from MPHL tests: **3,428**

## Getting Tested for COVID-19

The MSDH Public Health Laboratory, its partners, and private providers are testing statewide for COVID-19.

Anyone with symptoms of fever, severe cough or severe chest pains – especially those who are older or in poor health – should make arrangements for testing with their doctor or one of the many healthcare providers now performing testing. Healthcare providers can assess your health history and symptoms, and perform testing for COVID-19 as needed. MSDH is also helping conduct free drive-up testing sites in many parts of the state. **Always call ahead to the testing provider for instructions on safely being examined before you visit for your test.**

► [Find a COVID-19 testing provider near you](#)

► [Video: A tour through COVID-19 testing at the MSDH Public Health Lab](#)

## Prevention and Preparation for Individuals and the Community

► [Preventive steps to take, recommendations, guidances and general information on COVID-19](#)

Last reviewed on Mar 5, 2020

[error on this page?](#)

[email page](#)

[print](#)

### Related resources

▶ [Local COVID-19 Testing Providers](#)

▶ [COVID-19 Guidance and Prevention for Individuals and the Community](#)

Updated June 9, 2020

### More topics

▶ [\[ Espanol, Tieng Viet, ASL \]](#)

▶ [Diagnostic Testing EUA](#)

▶ [Handouts and Posters](#)

▶ [Healthcare Professionals](#)

▶ [Interactive Map and Charts](#)


▶ [Prevention and Safety Guidance](#)

▶ [Testing for COVID-19](#)

Over 65?

**Stay Home.  
Stay Safe.  
Stay Healthy.**

[LEARN MORE](#)



## AGENCY

About Us  
Administration  
Board of Health  
County Offices  
Institutional Review  
Jobs  
Locations  
Public Health Laboratory  
RFPs/Grants  
*More »*

Intranet  
OHIT+ER Service Center  
Webmail

## INFORMATION

Apps  
Calendar of Events  
Contact Us  
Meetings  
Health Resources  
Hotlines  
Locations  
News  
Newsletter  
Phone Numbers  
Español

## I NEED A ...

Birth Certificate  
Certificate of Need  
Children's Health Insurance  
Complaint Form  
Criminal History Check  
Death Certificate  
Divorce Record  
Food Permit  
Immunization Record  
J-1 Visa  
License Verification  
Marriage Record  
Professional License  
Public Records Request  
Wastewater Application

## PUBLICATIONS

Annual Report  
CON Weekly Reports  
Health Facilities Directory  
Mississippi Morbidity Reports  
Public Health Report  
State Health Plan  
Strategic Plan  
*More »*

Mississippi State Department of Health • 570 East Woodrow Wilson Dr • Jackson, MS 39216 • 866-HLTHY4U • [Contact and information](#)

