

Coronavirus Disease 2019 (COVID-19)

Updated June 17, 2020 [NOTE: Thursday's update will be delayed until this afternoon due to data processing delays.]



The national Centers for Disease Control and Prevention (CDC) and the Mississippi State Department of Health continue to closely monitor the outbreak of respiratory illnesses caused by the novel (new) coronavirus COVID-19, and are working to limit the spread of cases nationally and in Mississippi. MSDH is actively working with doctors and hospitals to quickly identify cases and respond effectively to limit this outbreak.

If you are waiting for test results, it is essential to remain at home if you have symptoms of COVID-19. Do not go to work or leave home. Stay in a specific room at home and avoid contact with other family members as much as possible.

If you are awaiting results from a **routine screening** test, but have no symptoms, you may return to work under the guidance of your employer (unless otherwise directed by the Mississippi State Department of Health).

► [More important steps for you and your family](#)

Healthcare Professionals

Guidances and more →

- [MSDH guidances](#)
- [Specimens](#)
- [Lab dropoff](#)
- [CDC guidances](#)
- [MS-HAN Alerts](#)

ALL HEALTHCARE

Current Cases and Statistics

County and state data →

- [Current cases and deaths](#)
- [Map and charts](#)
- [Long-term care facilities](#)
- [Lab testing](#)
- [Recoveries](#)

ALL STATISTICS

Re-opening, Safety and Testing

Personal and community →

- ▶ [Re-opening guidance](#)
- ▶ [Find COVID-19 testing](#)
- ▶ [After you get tested](#)
- ▶ [Personal protection](#)
- ▶ [Community prevention](#)
- ▶ [General information](#)

[ALL PREVENTION](#)

Mississippi Coronavirus Hotline (7 days a week, 7 a.m.–7 p.m.): **877-978-6453**
Hard of hearing? Dial 711 for assistance.

COVID-19 in Mississippi

New Cases and Deaths as of June 16

Thursday's COVID-19 update will be delayed until this afternoon due to delays in data processing.

NEW CASES

489

New COVID-19 positive tests reported to MSDH as of 6 p.m. yesterday.

NEW DEATHS

23 *

New COVID-19 positive tests reported to MSDH as of 6 p.m. yesterday.

Adams	1
Jones	1
Leake	1
Leflore	1

Neshoba	1
Warren	2

* **16** confirmed COVID-19 related deaths between May 23 and June 11 were identified from death certificate reports. The additional deaths were reported in the following counties:

Desoto	1
Hancock	1
Hinds	1
Holmes	1
Kemper	1
Lee	2
Leflore	1
Lowndes	1
Monroe	1
Neshoba	1
Newton	1
Oktibbeha	1
Pearl River	1
Stone	1
Tishomingo	1

LTC OUTBREAKS

73

Current outbreaks in long-term care facilities only. (One or more cases among staff or residents counts as an outbreak.)

About our case counts: We currently update our case totals each morning based on test results from the previous day. Outside laboratories also report positive test results to us, which are included in our totals.

County case numbers and deaths may change as investigation finds new or additional information.

Cases and Deaths by County

Totals of all reported cases since March 11, including those in long-term care (LTC) facilities.

County	Total Cases	Total Deaths	Total LTC Facility Cases	Total LTC Facility Deaths
Adams	227	18	43	10
Alcorn	32	1	0	0
Amite	73	2	12	2
Attala	335	23	89	19
Benton	18	0	1	0

County	Total Cases	Total Deaths	Total LTC Facility Cases	Total LTC Facility Deaths
Bolivar	197	13	19	4
Calhoun	83	4	23	4
Carroll	122	11	45	9
Chickasaw	177	16	35	10
Choctaw	71	2	0	0
Claiborne	144	9	43	8
Clarke	168	21	18	9
Clay	185	6	0	0
Coahoma	156	6	0	0
Copiah	425	7	8	1
Covington	213	3	1	0
Desoto	790	14	18	4
Forrest	697	41	94	29
Franklin	30	2	3	1
George	41	2	1	0
Greene	56	4	19	2
Grenada	170	4	17	2
Hancock	100	13	8	4
Harrison	393	7	6	2
Hinds	1390	29	90	13
Holmes	477	35	97	17
Humphreys	83	8	18	6
Issaquena	0	0	0	0
Itawamba	106	8	34	7
Jackson	385	16	38	5
Jasper	203	4	0	0
Jefferson	57	2	0	0
Jefferson Davis	86	3	3	1
Jones	910	44	125	27
Kemper	169	13	37	9
Lafayette	209	4	40	1
Lamar	300	6	3	2
Lauderdale	818	75	182	48
Lawrence	121	1	0	0

County	Total Cases	Total Deaths	Total LTC Facility Cases	Total LTC Facility Deaths
Leake	496	16	2	0
Lee	330	14	49	7
Leflore	385	47	163	33
Lincoln	330	32	93	25
Lowndes	352	10	19	6
Madison	922	31	102	16
Marion	163	9	15	2
Marshall	122	3	3	0
Monroe	301	26	93	23
Montgomery	98	1	0	0
Neshoba	921	56	68	24
Newton	325	8	4	0
Noxubee	218	6	15	3
Oktibbeha	386	18	101	14
Panola	146	4	0	0
Pearl River	224	32	46	12
Perry	55	3	0	0
Pike	248	11	19	6
Pontotoc	93	3	3	1
Prentiss	70	3	24	3
Quitman	52	0	0	0
Rankin	563	10	14	0
Scott	696	12	13	2
Sharkey	9	0	0	0
Simpson	126	1	2	0
Smith	182	11	52	8
Stone	35	1	0	0
Sunflower	128	4	0	0
Tallahatchie	49	1	2	0
Tate	155	1	2	0
Tippah	100	11	0	0
Tishomingo	47	1	2	0
Tunica	67	3	12	2
Union	109	8	19	7

County	Total Cases	Total Deaths	Total LTC Facility Cases	Total LTC Facility Deaths
Walthall	111	1	0	0
Warren	280	14	39	8
Washington	276	9	7	1
Wayne	409	8	4	0
Webster	109	8	50	7
Wilkinson	85	9	5	2
Winston	158	2	0	0
Yalobusha	139	7	35	7
Yazoo	354	6	19	2
Total	20,641	938	2,266	477

Case Classifications

Mississippi investigates and reports both probable and confirmed cases and deaths according to the [CSTE case definition](#).

	Confirmed	Probable	Total
Cases	20,500	141	20,641
Deaths	922	16	938

Confirmed cases and deaths are generally determined by positive PCR tests, which detect the presence of ongoing coronavirus infection.

Probable cases are those who test positive by other testing methods such as antibody or antigen, and have recent symptoms consistent with COVID-19, indicating a recent infection.

Probable deaths are those individuals with a designation of COVID-19 as a cause of death on the death certificate, but where no confirmatory testing was performed.

Mississippi Cases and Deaths Tables

- ▶ [Mississippi COVID-19 cases by county, race and ethnicity](#) PDF
- ▶ [Mississippi COVID-19 deaths by county, race and ethnicity](#) PDF
- ▶ [Mississippi counties ranked by weekly cases and incidence](#)

Long-Term Care Facility Cases and Outbreaks

Long-term care (LTC) facilities like nursing homes are considered high risk locations because their residents are older or in poor health. Even one case of COVID-19 in these facilities among residents or employees is considered an outbreak. We investigate residents, staff and close contacts of infected individuals for possible exposure. Residential care facilities also represent group living facilities where COVID-19 can be easily spread.

- ▶ [Mississippi COVID-19 cases and deaths in long-term care facilities](#) PDF
Long-term care facilities include nursing homes, personal care homes, assisted living homes, and intermediate care facilities for individuals with intellectual disability (ICF-IID)
- ▶ [Mississippi COVID-19 cases and deaths in residential care facilities](#) PDF

Residential care facilities include psychiatric or chemical dependency residential treatment centers and long-term acute care facilities.

Active Outbreaks

The table of active outbreaks lists all facilities that have reported a current COVID-19 outbreak. Resident and employee totals are for those cases associated with the current outbreak **only**. The reported deaths are those which have occurred only among the cases in the current outbreak.

► [Mississippi long-term care facilities with active COVID-19 outbreaks](#) PDF
June 12, 2020

Mississippi COVID-19 Map and Charts

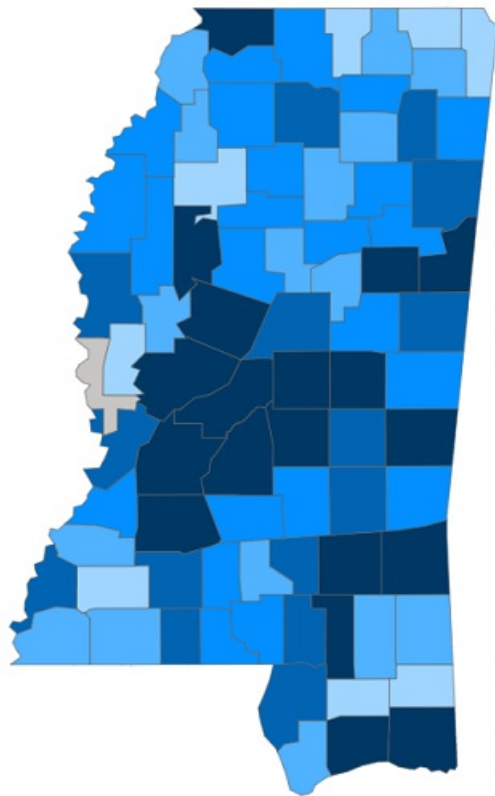
Data Overviews as of June 16

Our state case map and other data charts are also available in interactive form.

- [View interactive map](#)
- [View interactive epidemiological trend and syndromic surveillance](#)
- [View interactive hospitalization chart](#)

The charts below are based on available data at the time of publication. Charts do **not** include cases where insufficient details of the case are known.

Mississippi COVID-19
Cases and Deaths by Race with Ethnicity
as of 6 pm CT, June 16, 2020



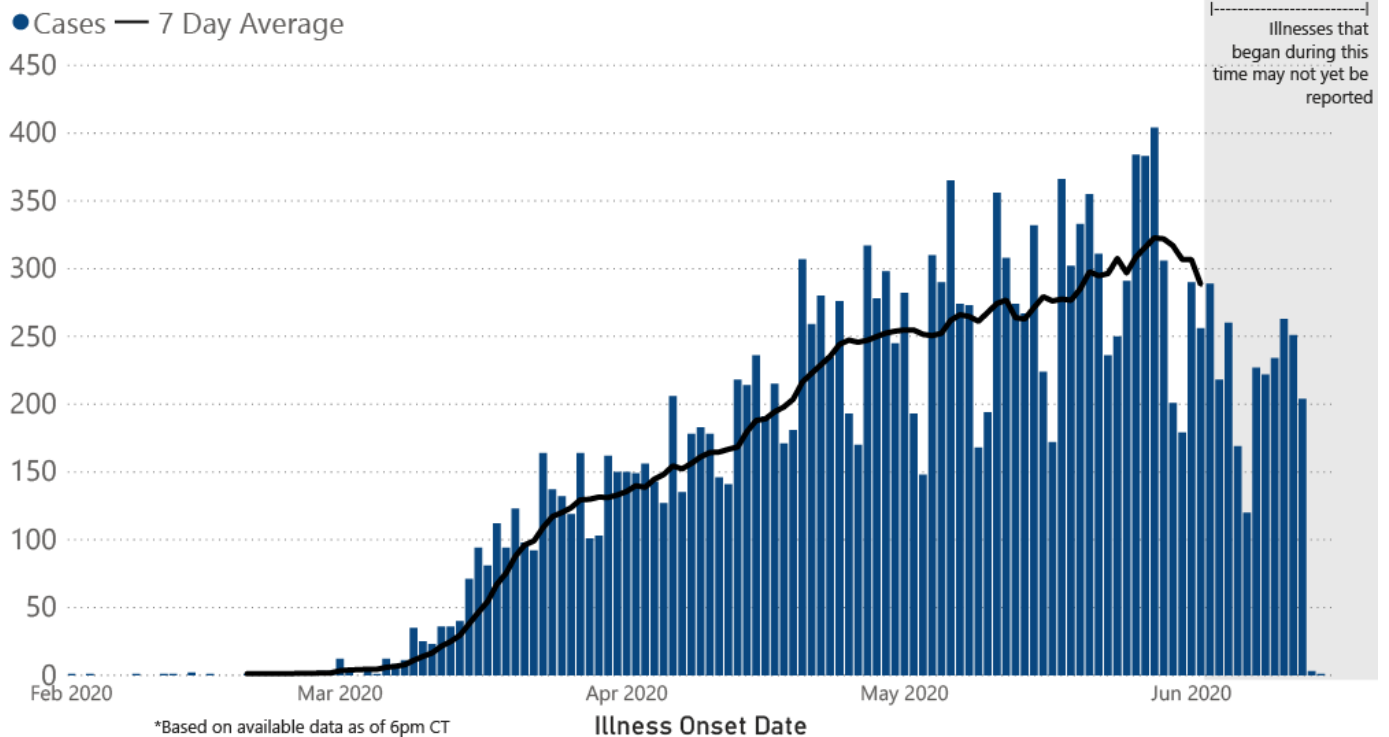
Total Cases
20,641

	American Indian or Alaska Native	Asian	Black	White	Other	Unknown
Non Hispanic	298	58	9865	5003	270	28
Hispanic	7	1	37	262	804	23
Unknown Ethnicity	683	6	806	463	786	1241

Total Deaths
938

	American Indian or Alaska Native	Asian	Black	White	Other	Unknown
Non Hispanic	38	0	463	372	1	0
Hispanic	1	0	0	7	7	0
Unknown Ethnicity	13	0	13	16	4	3

COVID-19 Cases by Date of Illness Onset through June 16, 2020*, Mississippi



Note: Values up to two weeks in the past on the Date of Illness Onset chart above can change as we update it with new information from disease investigation.

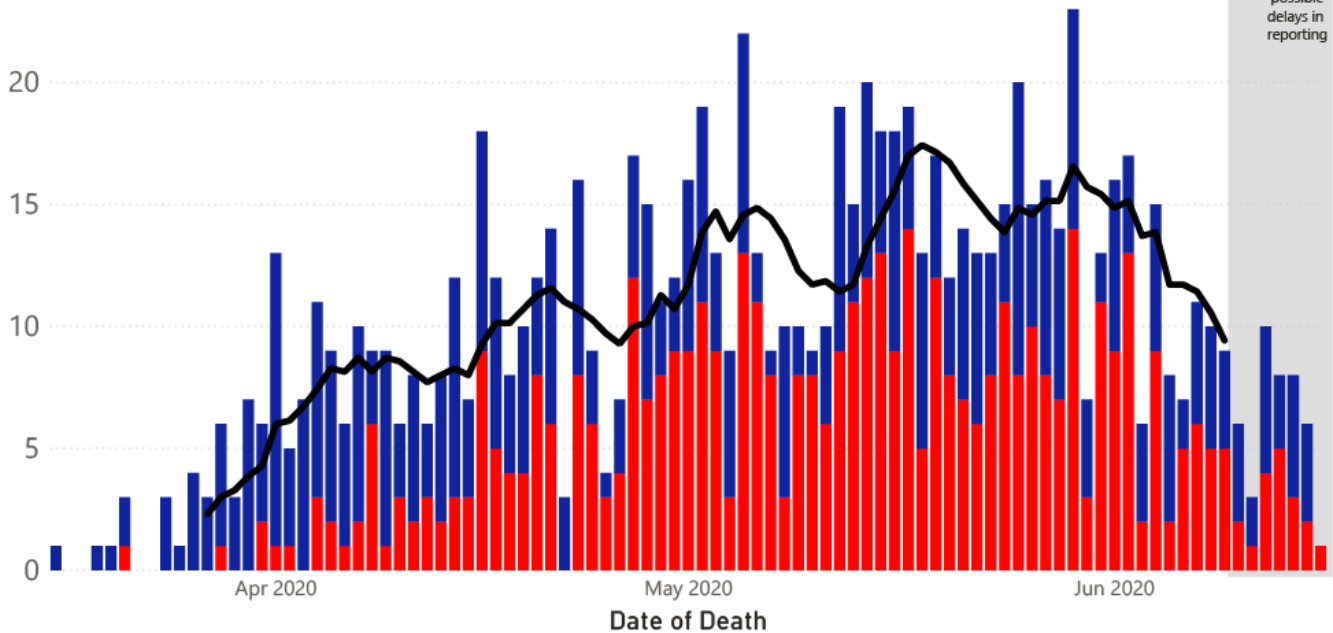
COVID-19 LTCF* and Non-LTCF Deaths by Date of Death through June 16, 2020**, Mississippi

● Resident of LTCF Deaths ● Non-Resident of LTCF Deaths — 7 Day Average

25 *LTCF is Long Term Care Facility and includes Nursing Homes, ICF-IID, Assisted Living, and Personal Care Homes

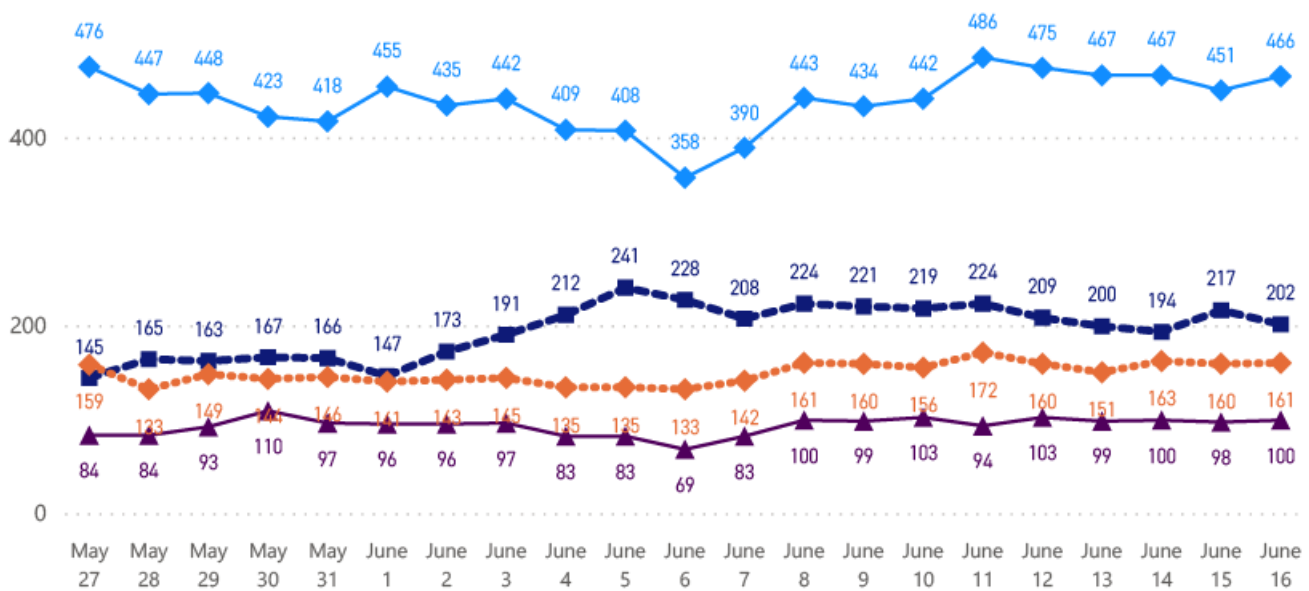
**based on available data as of 6pm CT

7 day average
not included
for this time
period due to
possible
delays in
reporting



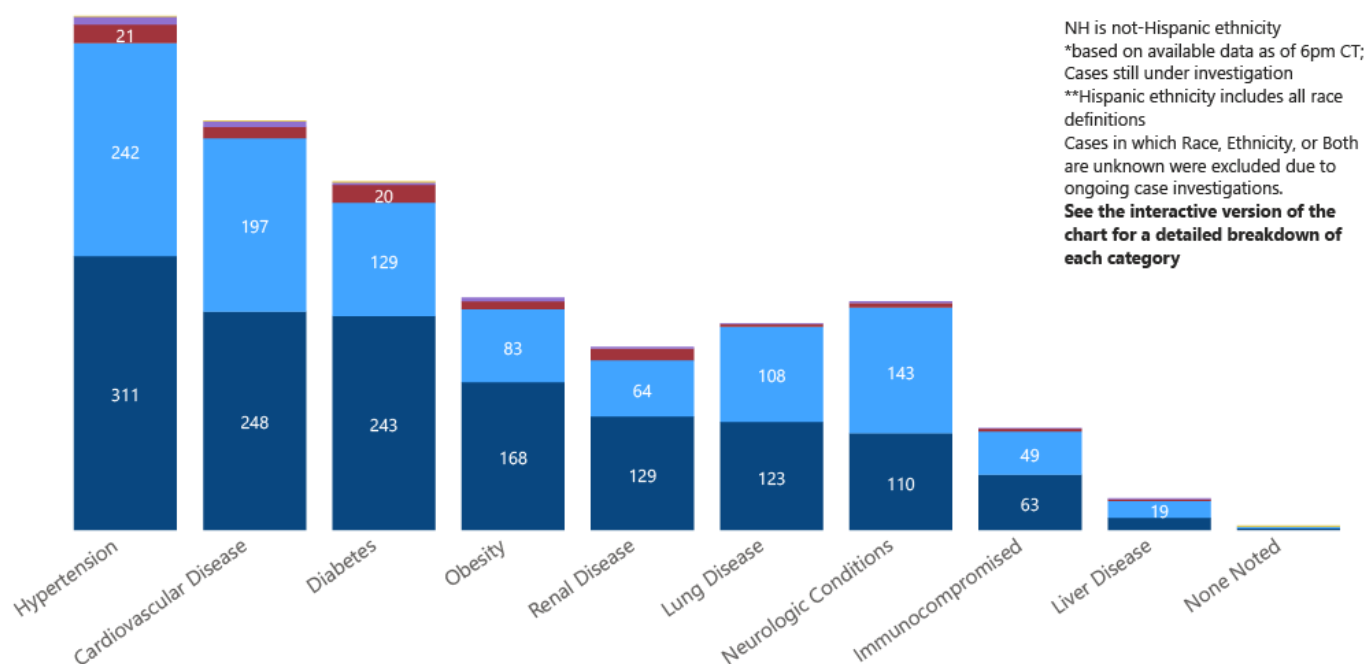
COVID-19 Hospitalizations Reported by MS Hospitals, 5/27/20-6/16/20 *, **

◆ Patients with Confirmed Infection ■ Patients with Suspected Infection ◆ Patients in an ICU ▲ Patients on Ventilators

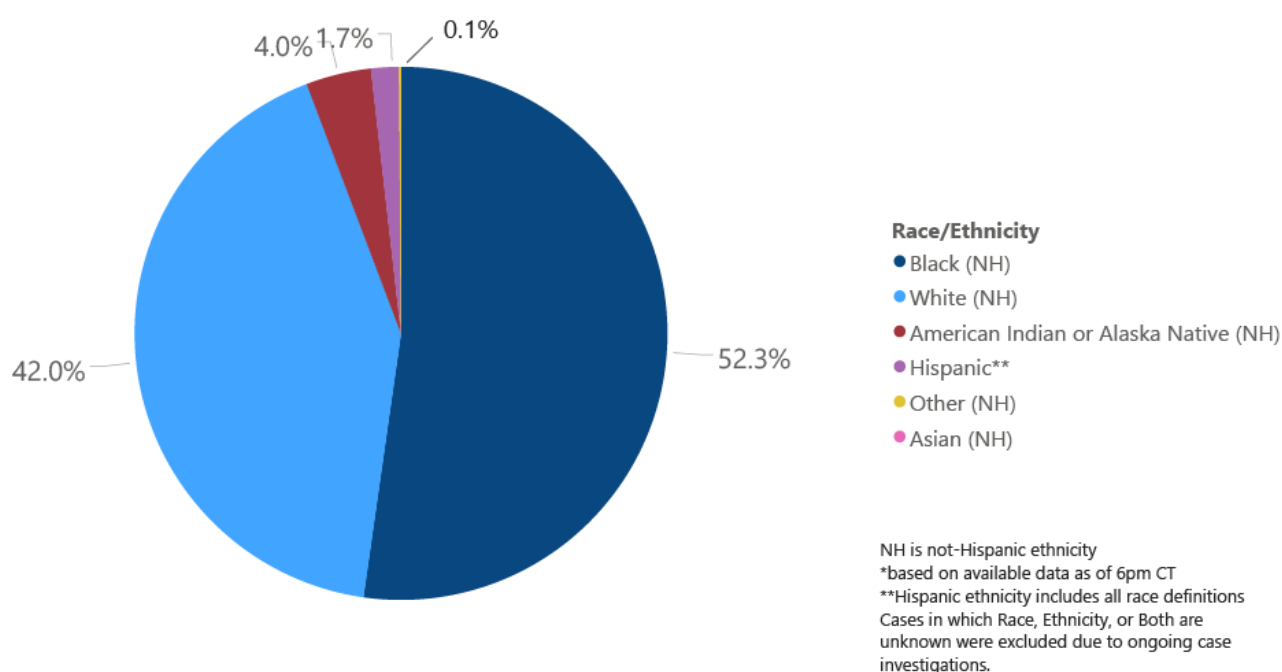


COVID-19 Underlying Conditions in Deaths by Race/Ethnicity through June 16, 2020*, Mississippi

Race/Ethnicity ● Black (NH) ● White (NH) ● American Indian or Alaska Native (NH) ● Hispanic** ● Other (NH) ● Asian (NH)

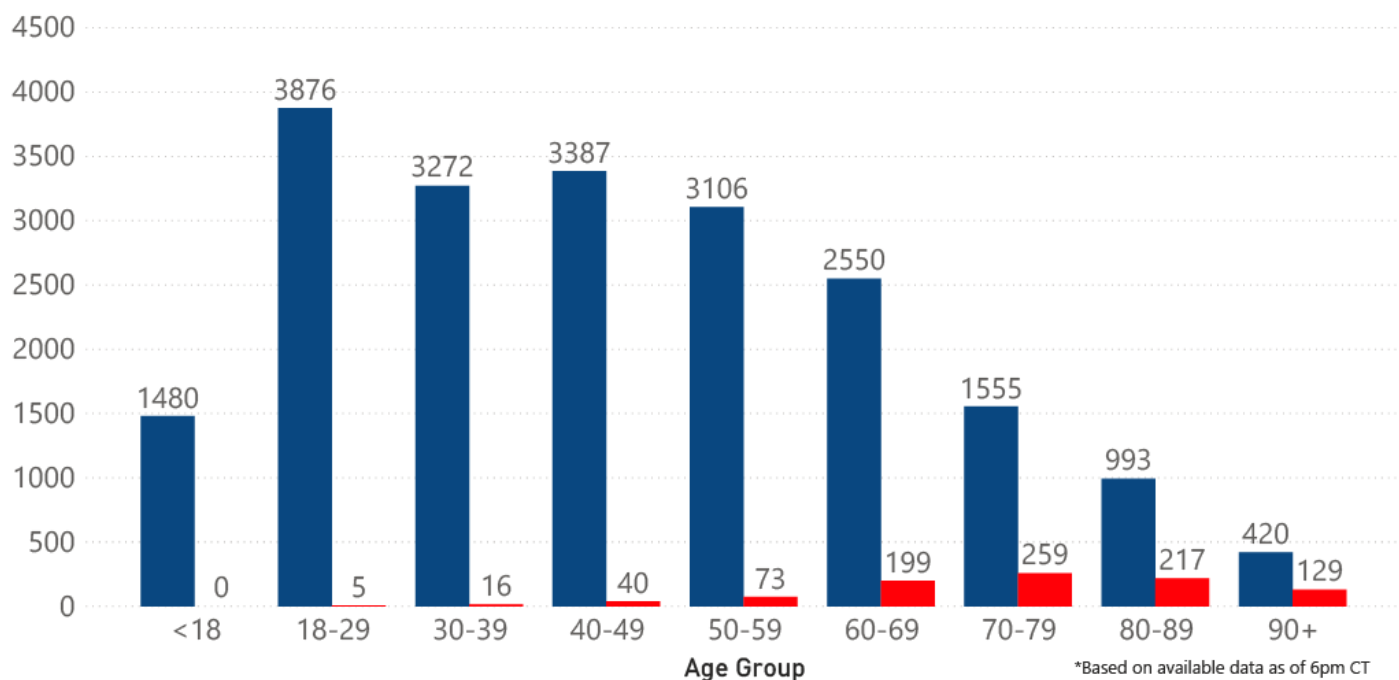


COVID-19 Deaths by Race/Ethnicity through June 16, 2020*, Mississippi

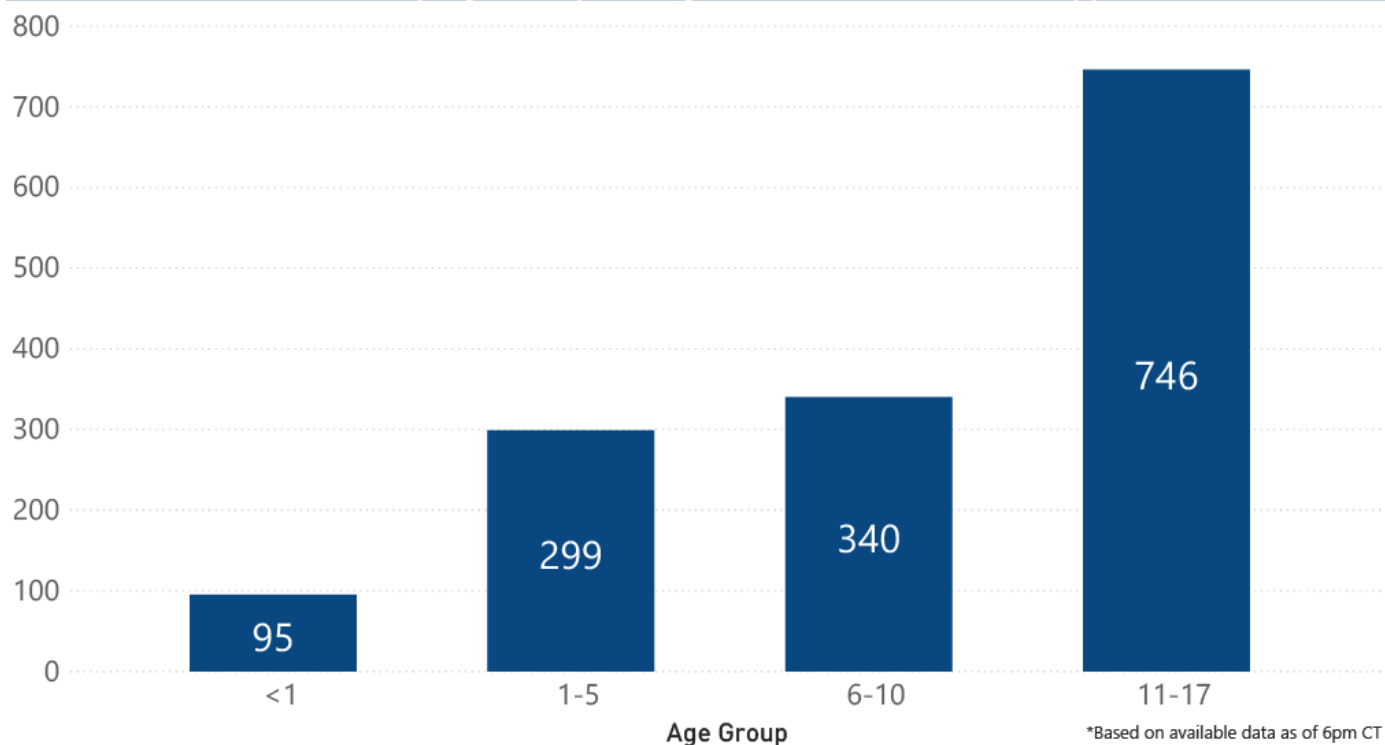


COVID-19 Cases and Deaths by Age Group through June 16, 2020*, Mississippi

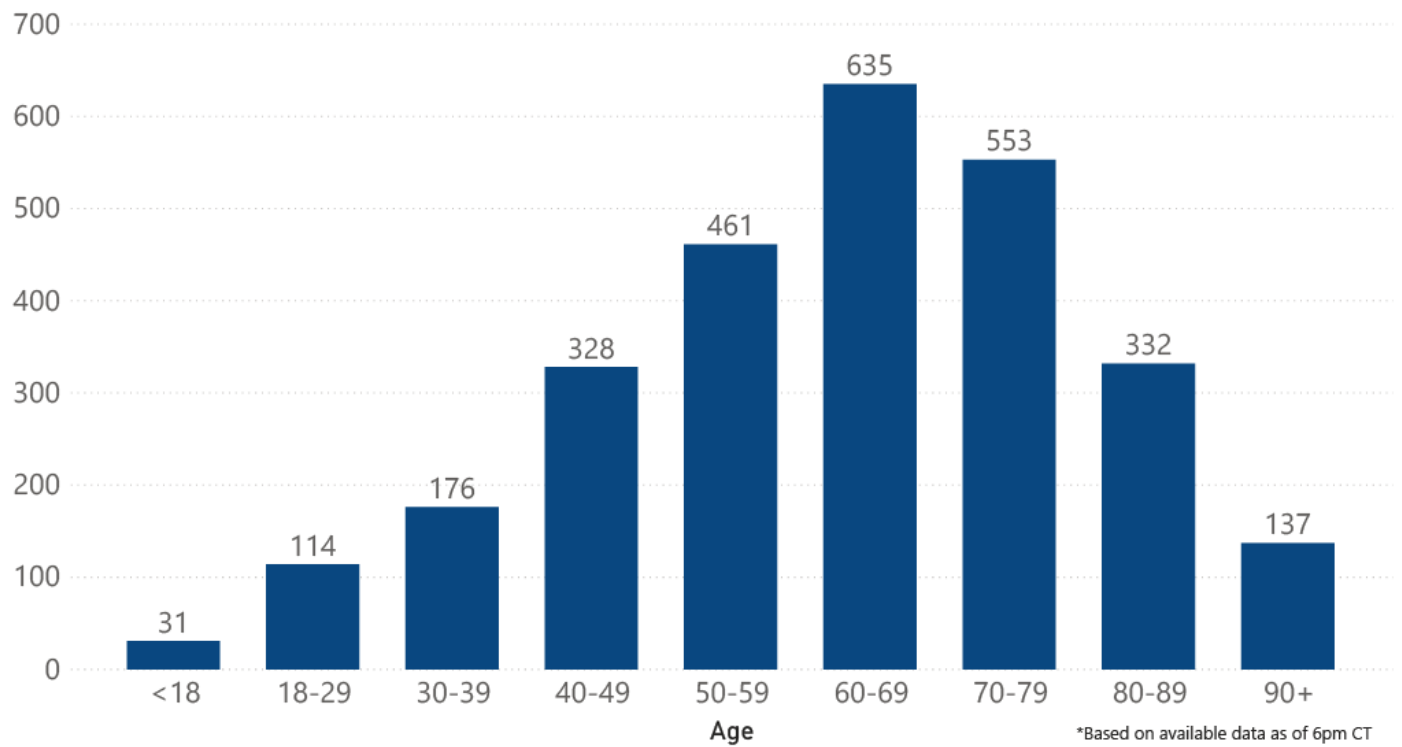
● Cases ● Deaths



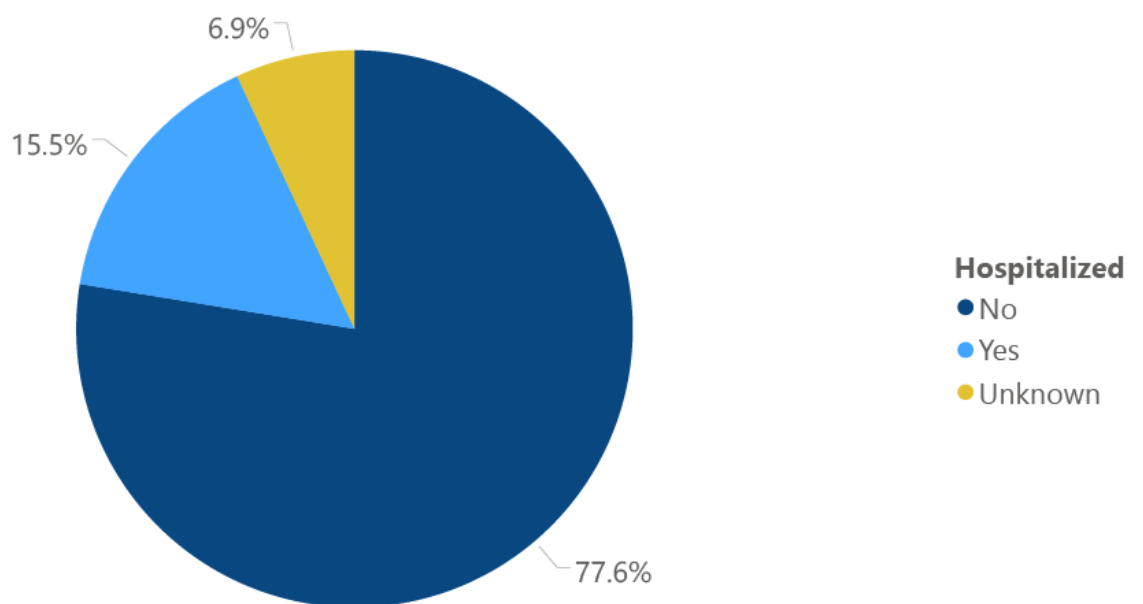
COVID-19 Pediatric Cases by Age Group through June 16, 2020*, Mississippi



COVID-19 Hospitalized Cases by Age through June 16, 2020*, Mississippi



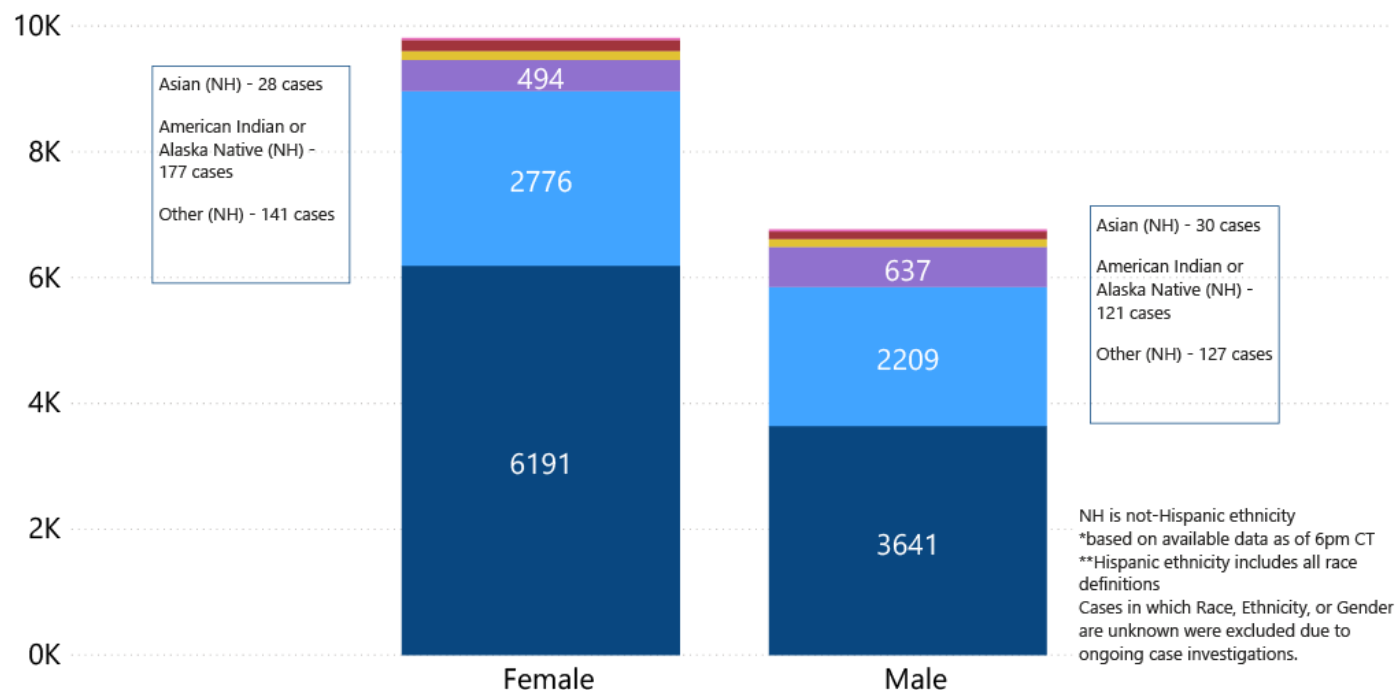
COVID-19 Cumulative Hospitalizations-Investigated Cases June 16, 2020 *



* N=17,852, 2,789 cases excluded due to ongoing investigations, based on available data as of 6 pm CT

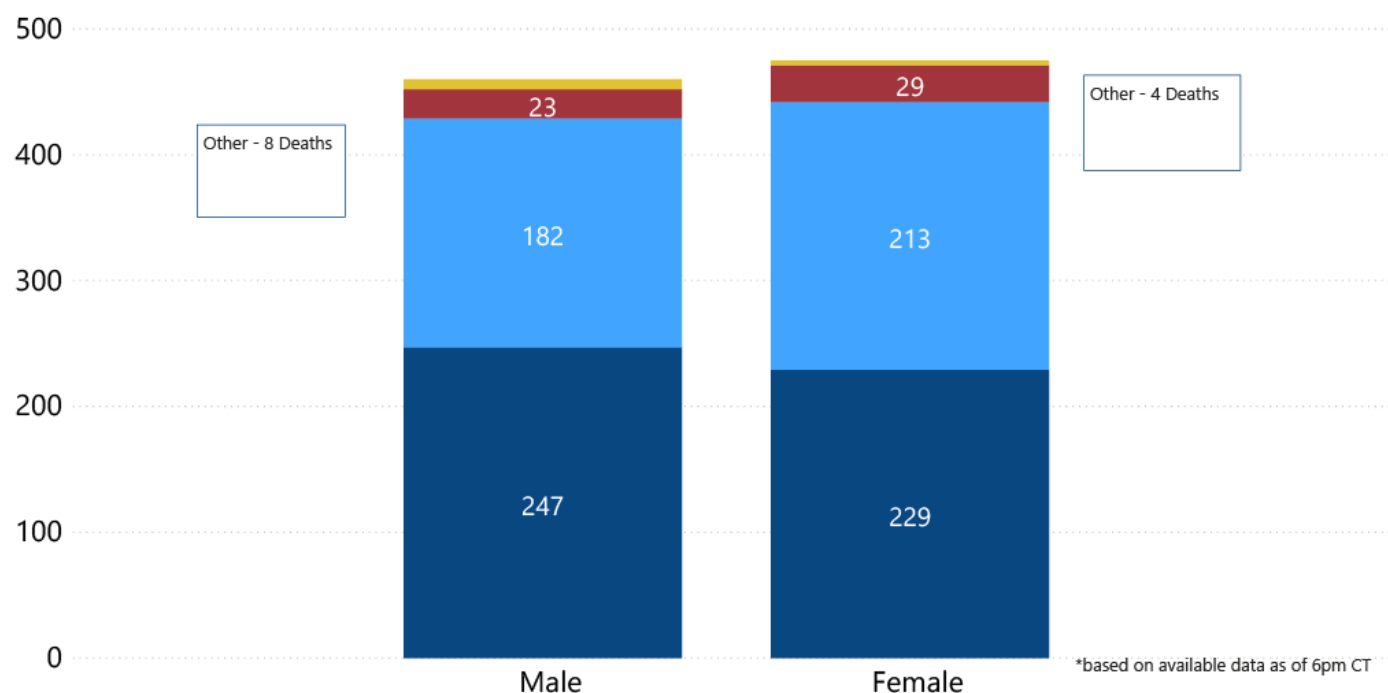
COVID-19 Cases by Race/Ethnicity and Gender through June 16, 2020*, Mississippi

Race/Ethnicity ● Black (NH) ● White (NH) ● Hispanic** ● Other (NH) ● American Indian or Alaska Native (NH) ● Asian (NH)

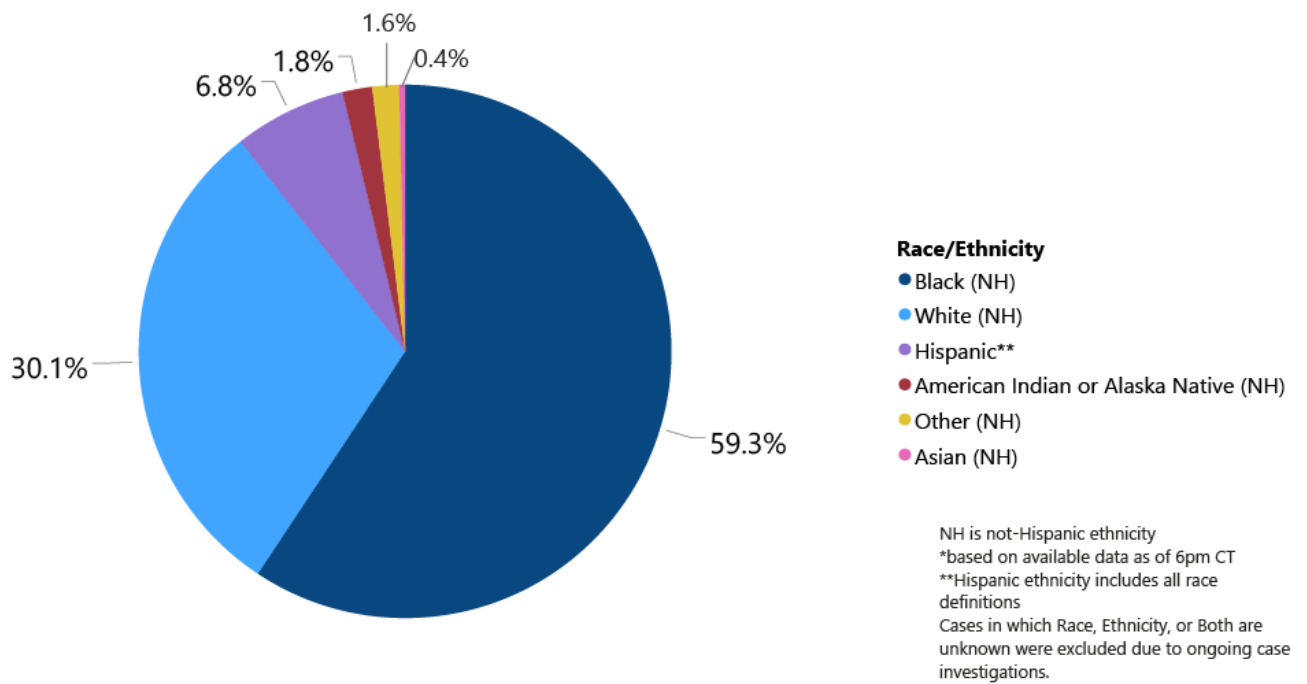


COVID-19 Deaths by Race and Gender through June 16, 2020*, Mississippi

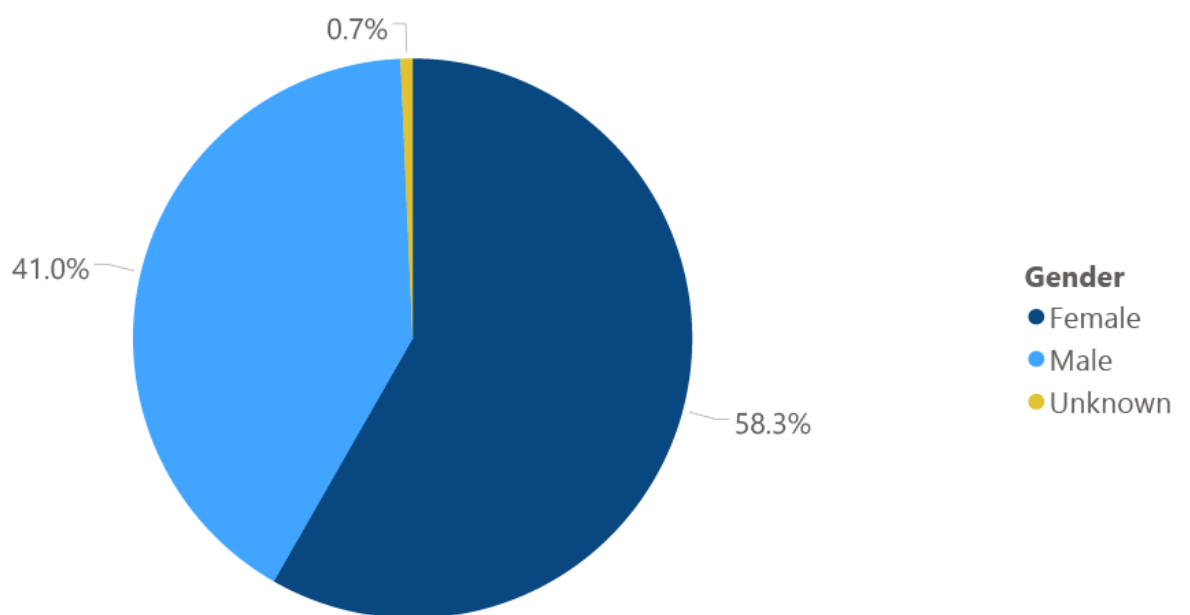
Race ● Black ● White ● American Indian or Alaska Native ● Other ● Asian



COVID-19 Cases by Race/Ethnicity through June 16, 2020*, Mississippi



COVID-19 Cases by Gender through June 16, 2020*, Mississippi



*Based on available data as of 6pm CT

Weekly High Case and High Incidence Counties

These weekly tables count cases based on the date of testing, not the date the test result was reported, and count only those cases where the date of testing is known.

They rank counties by weekly cases, and by incidence (cases proportional to population). A separate table ranking all counties is also available. **All tables updated weekly.**

COVID-19 High Case MS Counties Over 1 Week Period (June 8-June 14, 2020*)

County	Cases (June 8-June 14)	Cases per 100,000 (June 8-June 14)	Cases to Date	Cases per 100,000 Total	Percent Change
HINDS	93	39.2	1308	551.7	8%
JONES	50	73.0	881	1286.9	6%
HARRISON	41	19.8	367	177.6	13%
WAYNE	41	202.0	389	1916.4	12%
DESOTO	37	20.3	718	394.5	5%
MADISON	34	32.2	889	841.6	4%
PIKE	33	83.4	244	616.7	16%
COPIAH	32	112.1	412	1443.4	8%
LEE	31	36.4	301	353.3	11%
JACKSON	27	18.8	367	256.1	8%
NESHOBA	27	92.7	881	3024.9	3%
RANKIN	25	16.2	539	350.2	5%

*based on available data as of 6pm CT

Cases based on test date. Cases without test date excluded due to ongoing investigations.

Table will be updated weekly.

COVID-19 High Incidence MS Counties Over 1 Week Period (June 8-June 14, 2020*)

County	Cases (June 8-June 14)	Cases per 100,000 (June 8-June 14)	Cases to Date	Cases per 100,000 Total	Percent Change
QUITMAN	15	212.7	50	709.1	43%
WAYNE	41	202.0	389	1916.4	12%
GRENADA	24	114.0	164	778.9	17%
COPIAH	32	112.1	412	1443.4	8%
CLAIBORNE	9	100.0	140	1555.2	7%
NESHOBA	27	92.7	881	3024.9	3%
WEBSTER	9	91.9	109	1113.6	9%
PIKE	33	83.4	244	616.7	16%
HOLMES	13	73.8	471	2672.8	3%
JONES	50	73.0	881	1286.9	6%
JEFFERSON	5	70.4	55	774.0	10%
GREENE	9	66.2	54	397.5	20%

*based on available data as of 6pm CT

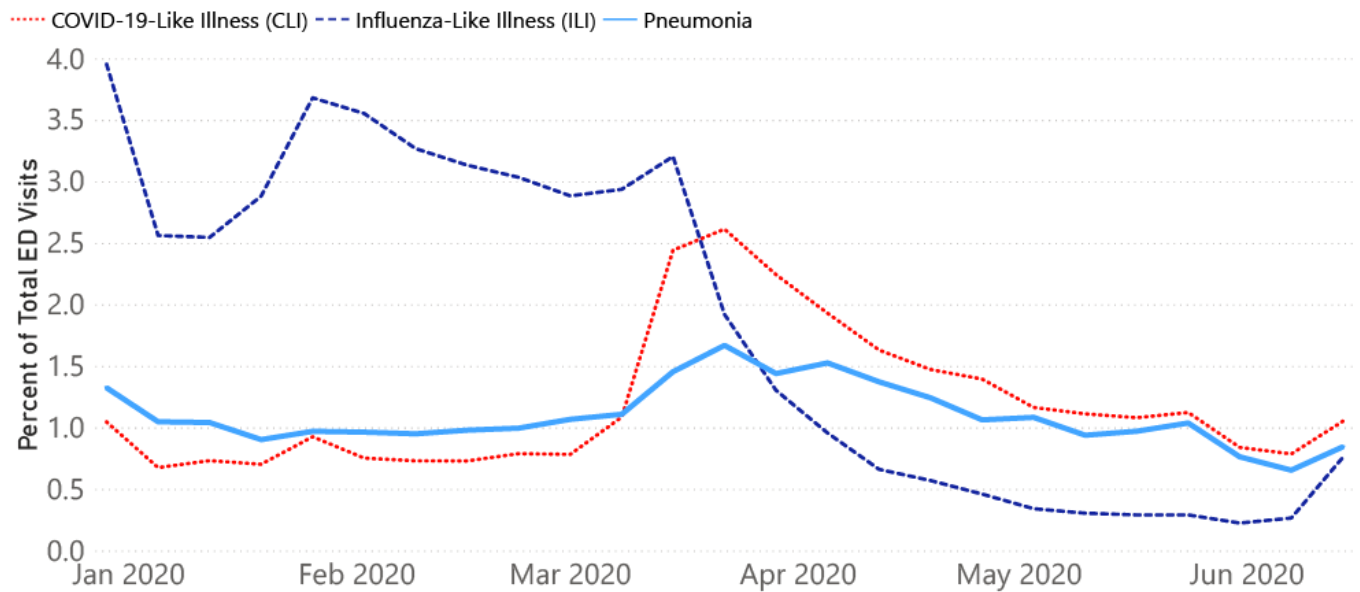
Cases based on test date. Cases without test date excluded due to ongoing investigations.

Table will be updated weekly.

Syndromic Surveillance

Emergency department visits by those with symptoms characteristic of COVID-19, influenza and pneumonia, updated weekly.

Percentage of Emergency Department visits for CLI, ILI, and Pneumonia Cases Weekly Statewide Summary, December 29, 2019 - June 14, 2020



*The graph represents syndromic surveillance data from emergency department visits, reported electronically by hospitals throughout the state, that are consistent with COVID-19-Like Illness (CLI), Influenza-Like Illness (ILI), and Pneumonia. Based on available data as of 6pm CT. Graph will be updated weekly.

Estimated Recoveries

Presumed COVID-19 cases recovered, estimated weekly (does not include cases still under investigation).

COVID-19 Presumed Recovered Cases through June 14, 2020, Mississippi

15,323
Presumed Recovered*

*Reflects Provisional Estimates. Presumed Recovered if:

- 1) It has been 14 days or more since the case tested positive, if they were not hospitalized
- 2) It has been 21 days or more since the case tested positive, if they were hospitalized or hospitalization was unknown.

All deaths excluded. Presumed recovered counts will be updated weekly.

U.S. and World Cases

- ▶ [COVID-19 cases in the United States \(CDC\)](#)
- ▶ [U.S. COVID-19 Tracker \(CDC\)](#)
- ▶ [COVID-19 Global Case Map \(Johns Hopkins University\)](#)

COVID-19 Testing

Statewide Combined Testing as of June 16

COVID-19 testing providers around the state include commercial laboratories as well as hospital labs. Combined with testing done by the MSDH Public Health Laboratory, the figures provide a complete picture of all Mississippi testing.

PCR testing detects current, active COVID-19 infection in an individual.

Antibody (serology) testing identifies individuals with past COVID-19 infection based on antibodies they develop one to three weeks after infection.

	Total tests	PCR	Antibody
MSDH Public Health Laboratory	46,177	46,177	0
Other testing providers	202,750	192,397	10,353
Total tests for COVID-19 statewide	248,927	238,574	10,353

MSDH Individuals Tested as of June 16

MSDH Public Health Laboratory (MPHL) testing totals as of 6 p.m. These totals are for tests performed at the MPHL only.

- Total individuals tested by the MPHL: **43,139**
- Total positive individuals from MPHL tests: **3,478**

Getting Tested for COVID-19

The MSDH Public Health Laboratory, its partners, and private providers are testing statewide for COVID-19.

Anyone with symptoms of fever, severe cough or severe chest pains – especially those who are older or in poor health – should make arrangements for testing with their doctor or one of the many healthcare providers now performing testing. Healthcare providers can assess your health history and symptoms, and perform testing for COVID-19 as needed. MSDH is also helping conduct free drive-up testing sites in many parts of the state. **Always call ahead to the testing provider for instructions on safely being examined before you visit for your test.**

- ▶ [Find a COVID-19 testing provider near you](#)

- ▶ [Video: A tour through COVID-19 testing at the MSDH Public Health Lab](#)

Prevention and Preparation for Individuals and the Community

- ▶ [Preventive steps to take, recommendations, guidances and general information on COVID-19](#)

Our free newsletter includes monthly disease updates:



Last reviewed on Mar 5,

2020

[error on this](#)

[email page](#)

[print](#)

Related resources

- ▶ [Local COVID-19 Testing Providers](#)
- ▶ [COVID-19 Guidance and Prevention for Individuals and the Community](#)

Updated June 18, 2020


More topics

- ▶ [\[Espanol, Tieng Viet, ASL \]](#)
- ▶ [Diagnostic Testing EUA](#)
- ▶ [Handouts and Posters](#)
- ▶ [Healthcare Professionals](#)
- ▶ [Interactive Map and Charts](#)
- ▶ [Prevention and Safety Guidance](#)
- ▶ [Testing for COVID-19](#)

Over 65?

**Stay Home.
Stay Safe.
Stay Healthy.**

[LEARN MORE](#)



AGENCY

[About Us](#)

[Administration](#)

[Board of Health](#)

[County Offices](#)

[Institutional Review](#)

[Jobs](#)

[Locations](#)

[Public Health Laboratory](#)

[RFPs/Grants](#)

[More »](#)

[Intranet](#)

[OHIT+ER Service Center](#)

[Webmail](#)

INFORMATION

[Apps](#)

[Calendar of Events](#)

[Contact Us](#)

[Meetings](#)

[Health Resources](#)

[Hotlines](#)

[Locations](#)

[News](#)

[Newsletter](#)

[Phone Numbers](#)

[Español](#)

I NEED A ...

[Birth Certificate](#)

[Certificate of Need](#)

[Children's Health Insurance](#)

[Complaint Form](#)

[Criminal History Check](#)

[Death Certificate](#)

[Divorce Record](#)

[Food Permit](#)

[Immunization Record](#)

[J-1 Visa](#)

[License Verification](#)

[Marriage Record](#)

[Professional License](#)

[Public Records Request](#)

[Wastewater Application](#)

PUBLICATIONS

[Annual Report](#)

[CON Weekly Reports](#)

[Health Facilities Directory](#)

[Mississippi Morbidity Reports](#)

[Public Health Report](#)

[State Health Plan](#)

[Strategic Plan](#)

[More »](#)



