

## Coronavirus Disease 2019 (COVID-19)

Updated June 19, 2020 [NOTE: Our daily reporting will be limited while we work to resolve ongoing technical problems]



The national Centers for Disease Control and Prevention (CDC) and the Mississippi State Department of Health continue to closely monitor the outbreak of respiratory illnesses caused by the novel (new) coronavirus COVID-19, and are working to limit the spread of cases nationally and in Mississippi. MSDH is actively working with doctors and hospitals to quickly identify cases and respond effectively to limit this outbreak.



**If you are waiting for test results, it is essential to remain at home if you have symptoms of COVID-19.**

Do not go to work or leave home. Stay in a specific room at home and avoid contact with other family members as much as possible.

If you are awaiting results from a **routine screening** test, but have no symptoms, you may return to work under the guidance of your employer (unless otherwise directed by the Mississippi State Department of Health).

► [More important steps for you and your family](#)

## Healthcare Professionals

Guidances and more →

- [MSDH guidances](#)
- [Specimens](#)
- [Lab dropoff](#)
- [CDC guidances](#)
- [MS-HAN Alerts](#)

[ALL HEALTHCARE](#)

## Current Cases and Statistics

County and state data →

- [Current cases and deaths](#)
- [Map and charts](#)
- [Long-term care facilities](#)
- [Lab testing](#)
- [Recoveries](#)

[ALL STATISTICS](#)

## Re-opening, Safety and Testing

Personal and community →

- ▶ [Re-opening guidance](#)
- ▶ [Find COVID-19 testing](#)
- ▶ [After you get tested](#)
- ▶ [Personal protection](#)
- ▶ [Community prevention](#)
- ▶ [General information](#)

### ALL PREVENTION

Mississippi Coronavirus Hotline (7 days a week, 7 a.m.–7 p.m.): **877-978-6453**  
Hard of hearing? Dial 711 for assistance.

## COVID-19 in Mississippi

**Our daily COVID-19 update will be limited** as we work to resolve technical problems in our data reporting system.

### New Cases and Deaths as of June 17

#### NEW CASES

**381**

New COVID-19 positive tests reported to MSDH as of 6 p.m. yesterday.

#### NEW DEATHS

**5**

New COVID-19 positive tests reported to MSDH as of 6 p.m. yesterday.

**About our case counts:** We currently update our case totals each morning based on test results from the previous day. Outside laboratories also report positive test results to us, which are included in our totals.

County case numbers and deaths may change as investigation finds new or additional information.

## Mississippi Cases and Deaths Tables

- ▶ [Mississippi COVID-19 cases by county, race and ethnicity](#) PDF
- ▶ [Mississippi COVID-19 deaths by county, race and ethnicity](#) PDF
- ▶ [Mississippi counties ranked by weekly cases and incidence](#)

## Long-Term Care Facility Cases and Outbreaks

Long-term care (LTC) facilities like nursing homes are considered high risk locations because their residents are older or in poor health. Even one case of COVID-19 in these facilities among residents or employees is considered an outbreak. We investigate residents, staff and close contacts of infected individuals for possible exposure. Residential care facilities also represent group living facilities where COVID-19 can be easily spread.

- ▶ [Mississippi COVID-19 cases and deaths in long-term care facilities](#) PDF  
Long-term care facilities include nursing homes, personal care homes, assisted living homes, and intermediate care facilities for individuals with intellectual disability (ICF-IID)
- ▶ [Mississippi COVID-19 cases and deaths in residential care facilities](#) PDF  
Residential care facilities include psychiatric or chemical dependency residential treatment centers and long-term acute care facilities.

### *Active Outbreaks*

The table of active outbreaks lists all facilities that have reported a current COVID-19 outbreak. Resident and employee totals are for those cases associated with the current outbreak **only**. The reported deaths are those which have occurred only among the cases in the current outbreak.

- ▶ [Mississippi long-term care facilities with active COVID-19 outbreaks](#) PDF  
June 12, 2020

---

## Mississippi COVID-19 Map and Charts

The Mississippi State Department of Health apologizes for the interruption of COVID-19 data. The agency is working to address legacy software issues impacting its ability to create detailed reports.

Further detailed data reports and most charts will not be available until the agency resolves these software issues. In the meantime, we will continue to provide daily case counts and deaths on our website and social media.

MSDH epidemiologists must ensure the accuracy of each case and death and their associated data. Our focus will remain on quality data and accuracy rather than speed. We appreciate the importance of detailed data reporting, and hope to rectify this situation as quickly as possible while working to create a long-term, reliable solution.

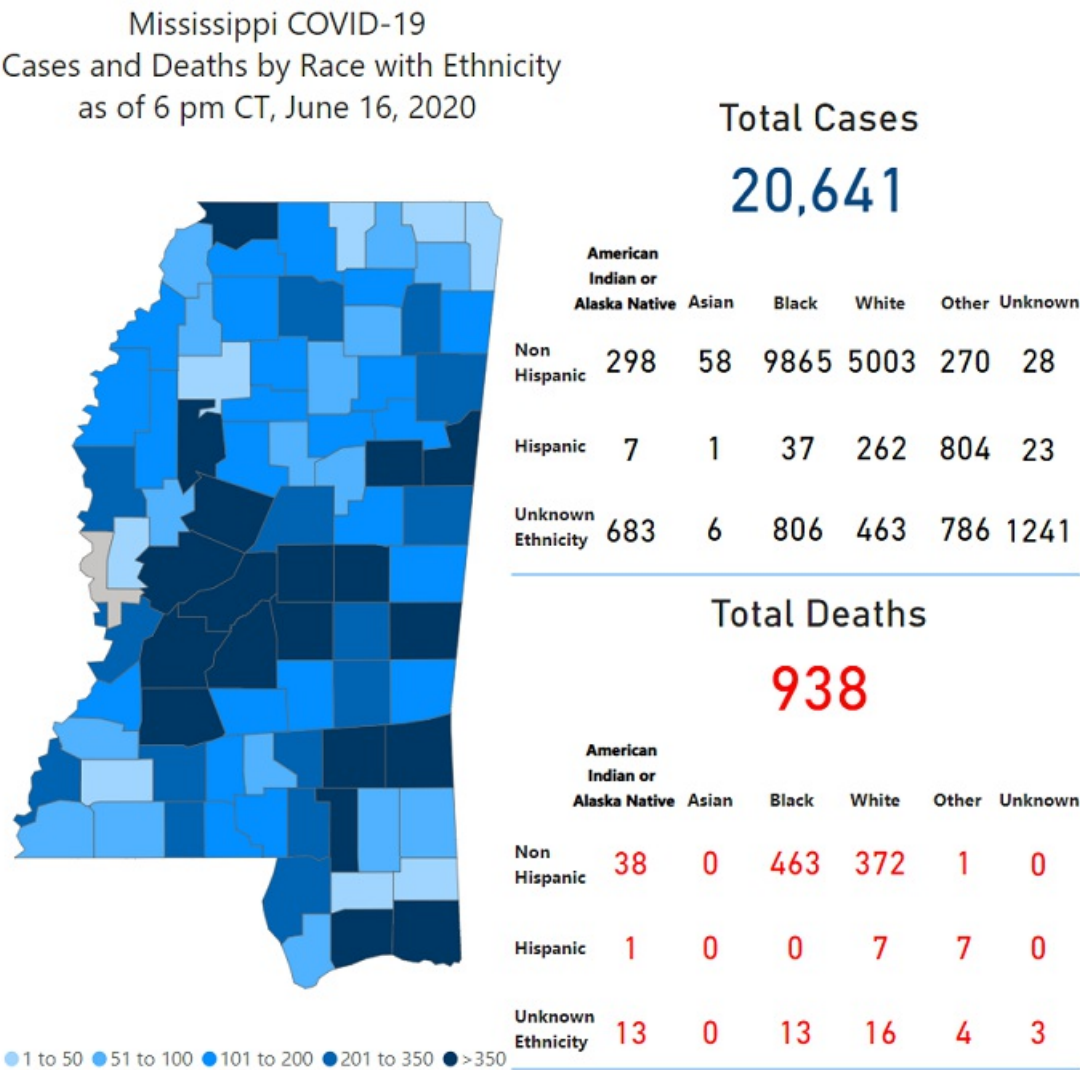
## Data Summaries as of June 16

Our state case map and other data charts are also available in interactive form.

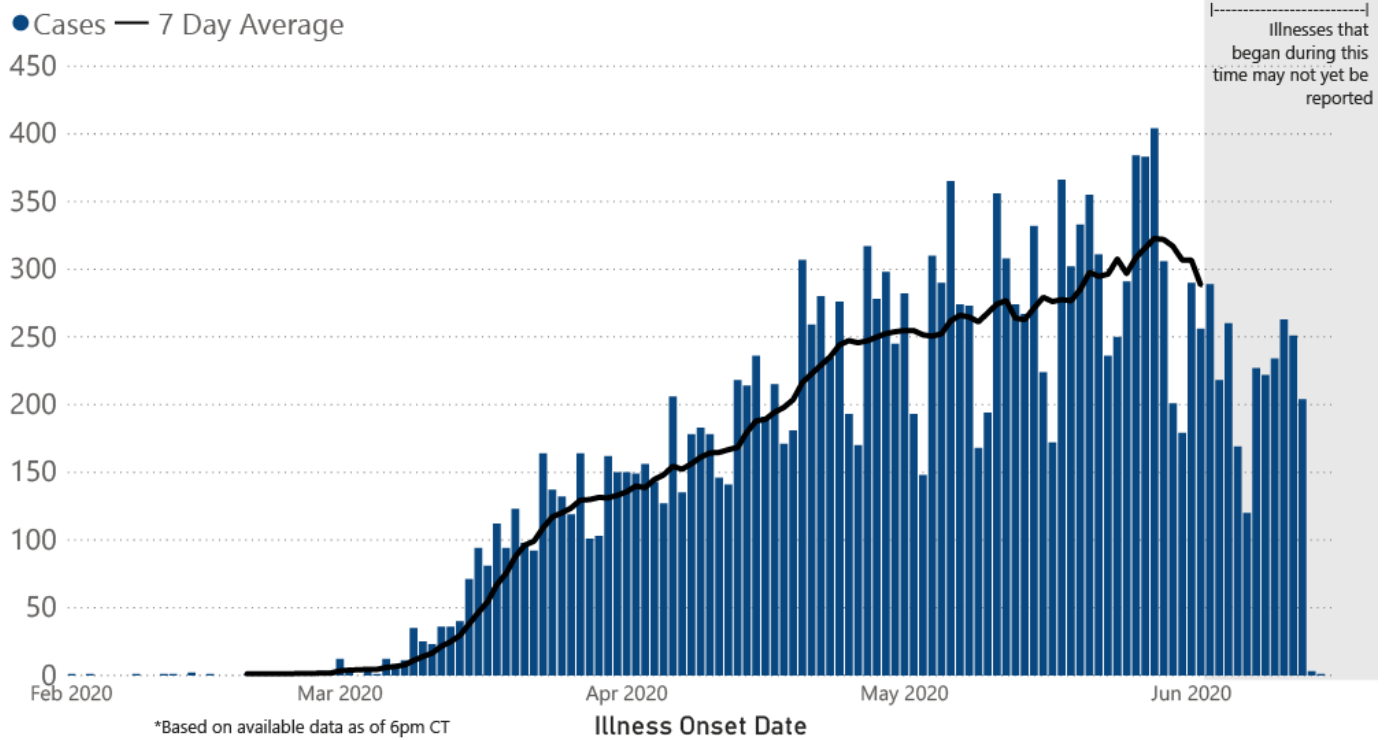
- ▶ [View interactive map](#)

- ▶ [View interactive epidemiological trend and syndromic surveillance](#)
- ▶ [View interactive hospitalization chart](#)

The charts below are based on available data at the time of publication. Charts do **not** include cases where insufficient details of the case are known.

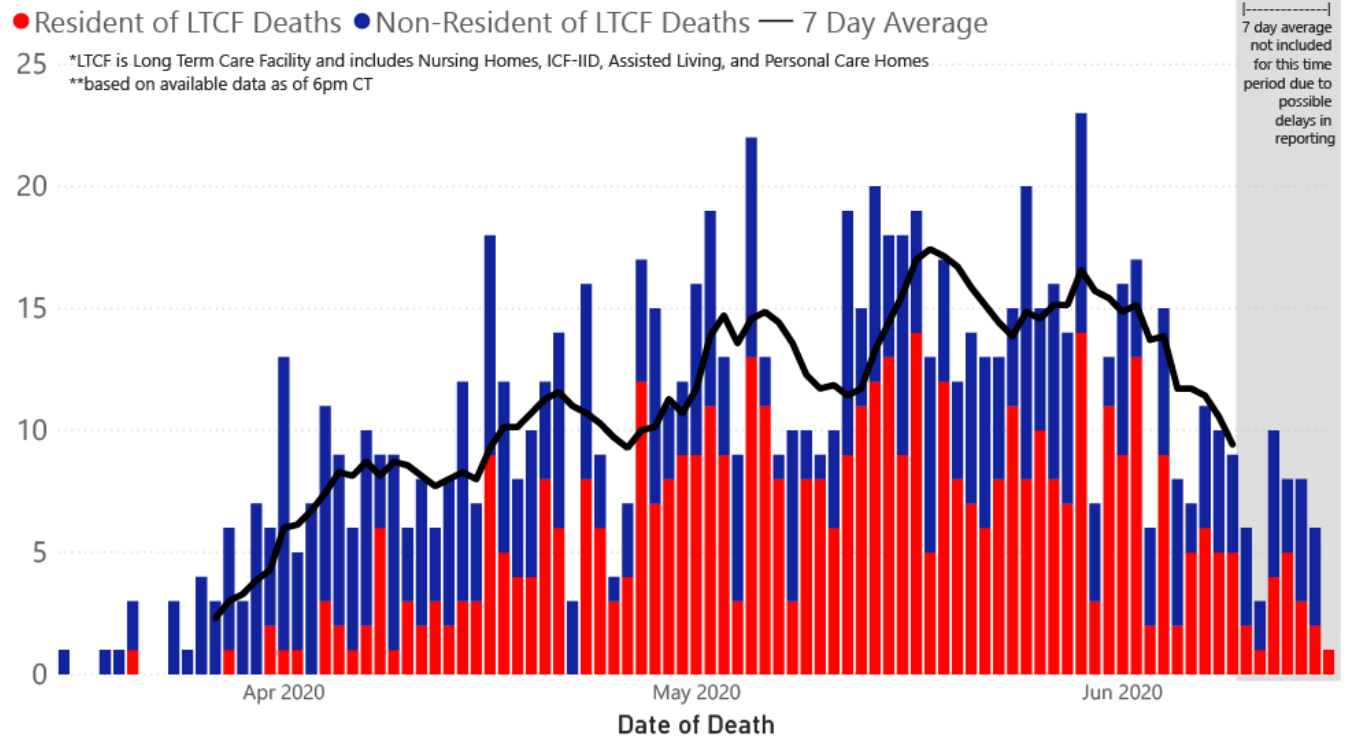


## COVID-19 Cases by Date of Illness Onset through June 16, 2020\*, Mississippi



**Note:** Values up to two weeks in the past on the Date of Illness Onset chart above can change as we update it with new information from disease investigation.

## COVID-19 LTCF\* and Non-LTCF Deaths by Date of Death through June 16, 2020\*\*, Mississippi

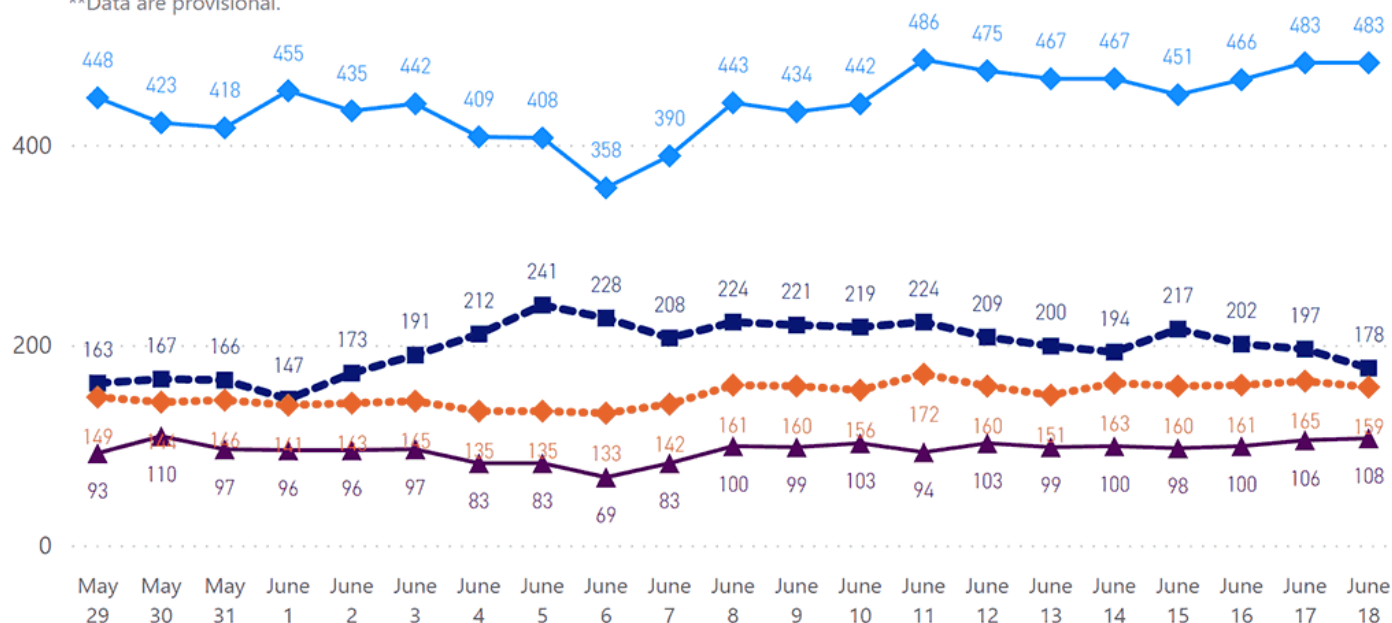


## COVID-19 Hospitalizations Reported by MS Hospitals, 5/29/20-6/18/20 \*, \*\*

◆ Patients with Confirmed Infection ■ Patients with Suspected Infection ◆ Patients in an ICU ▲ Patients on Ventilators

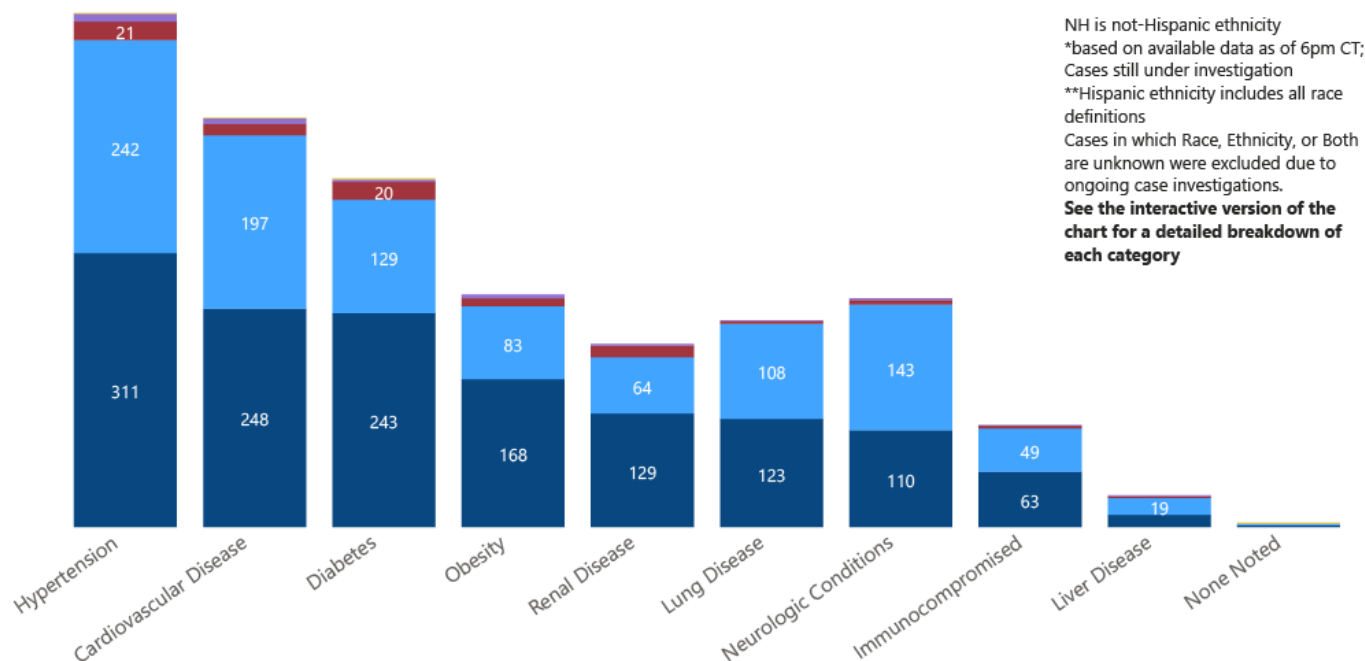
\*Patients in ICU and on ventilators are COVID-19 confirmed.

\*\*Data are provisional.



## COVID-19 Underlying Conditions in Deaths by Race/Ethnicity through June 16, 2020\*, Mississippi

Race/Ethnicity ● Black (NH) ● White (NH) ● American Indian or Alaska Native (NH) ● Hispanic\*\* ● Other (NH) ● Asian (NH)



NH is not-Hispanic ethnicity

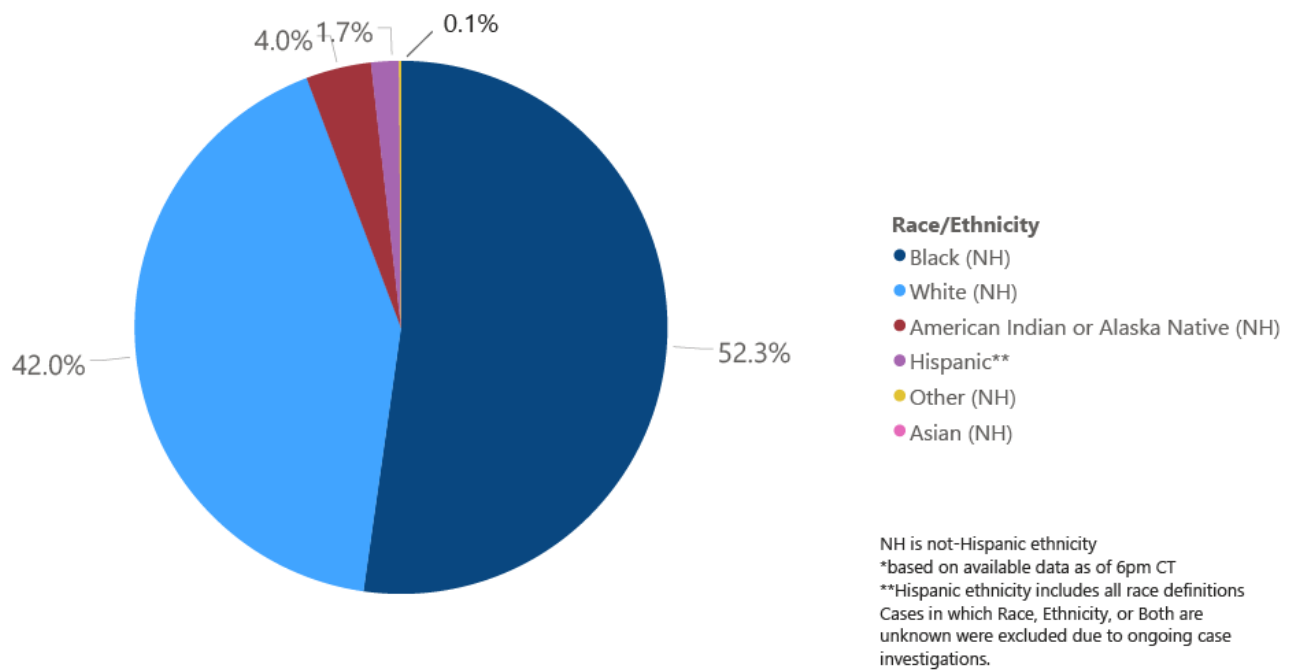
\*based on available data as of 6pm CT; Cases still under investigation

\*\*Hispanic ethnicity includes all race definitions

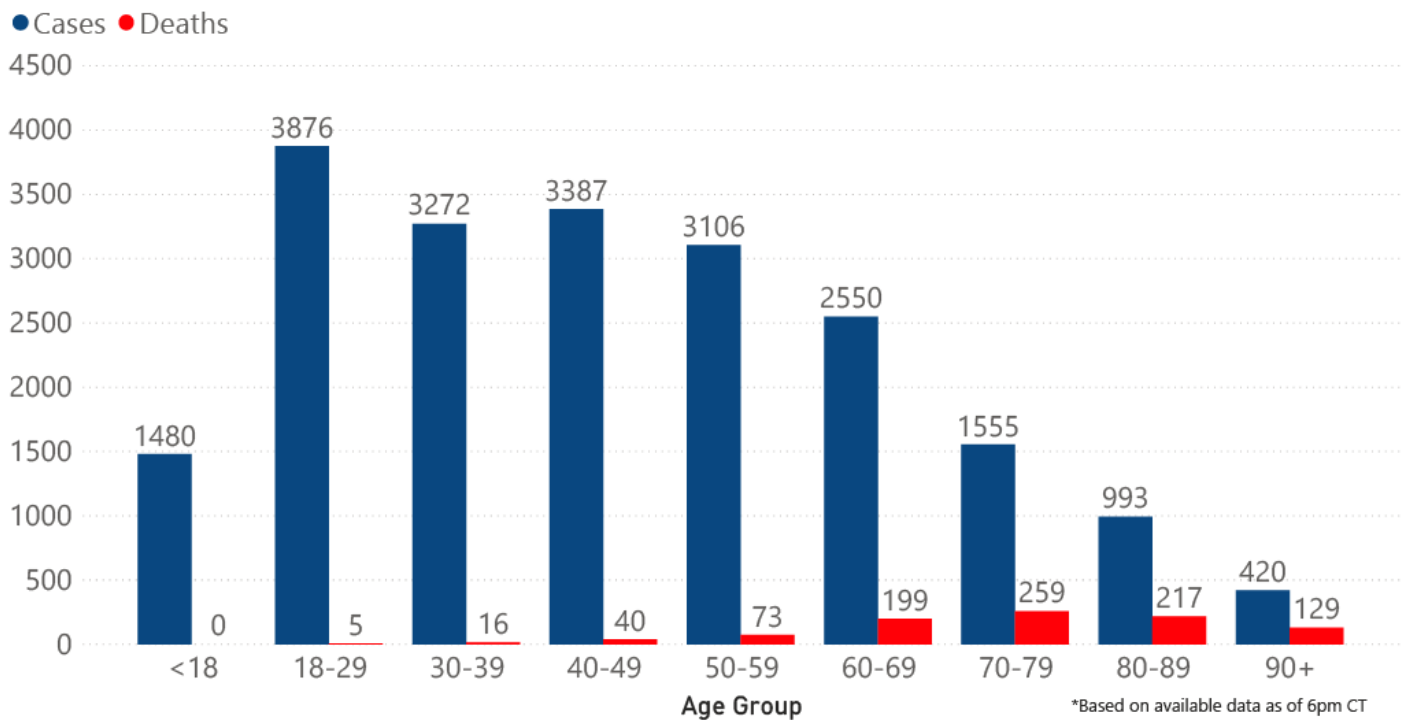
Cases in which Race, Ethnicity, or Both are unknown were excluded due to ongoing case investigations.

See the interactive version of the chart for a detailed breakdown of each category

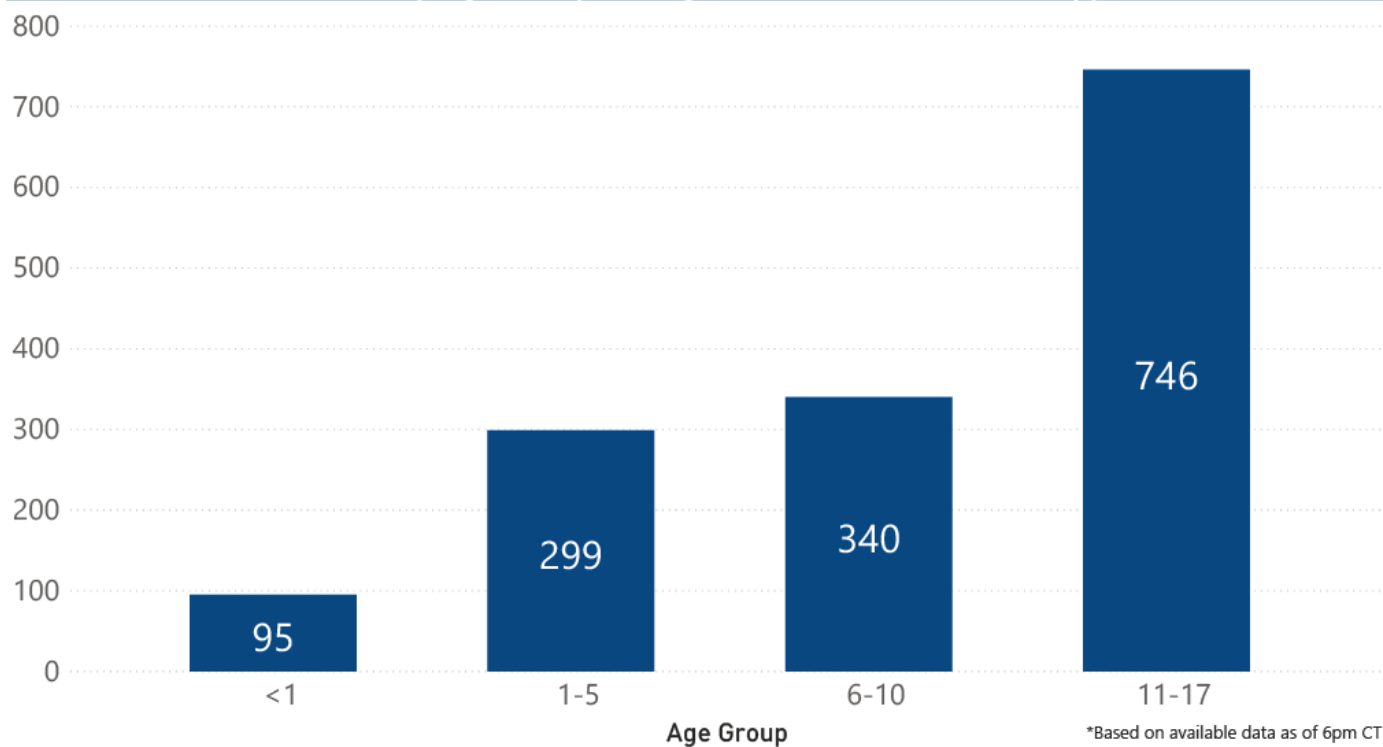
## COVID-19 Deaths by Race/Ethnicity through June 16, 2020\*, Mississippi



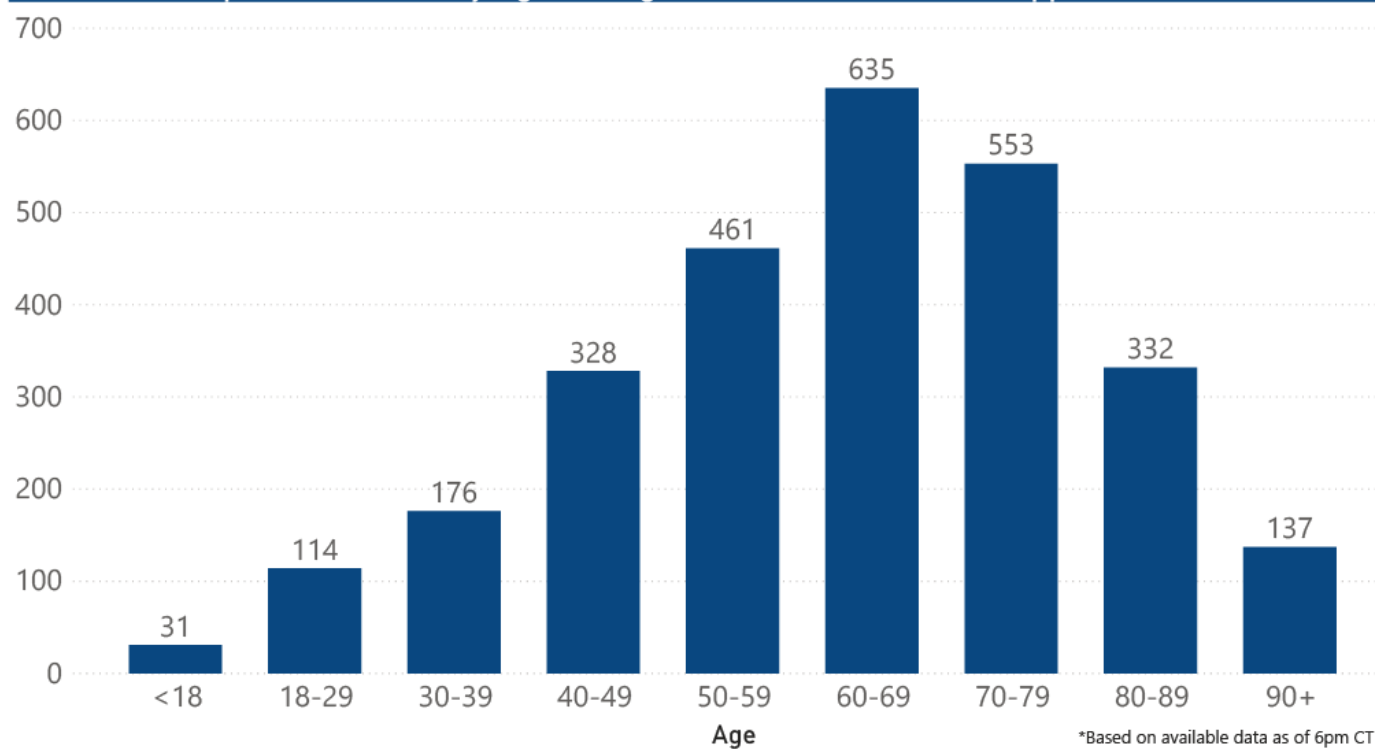
## COVID-19 Cases and Deaths by Age Group through June 16, 2020\*, Mississippi



### COVID-19 Pediatric Cases by Age Group through June 16, 2020\*, Mississippi

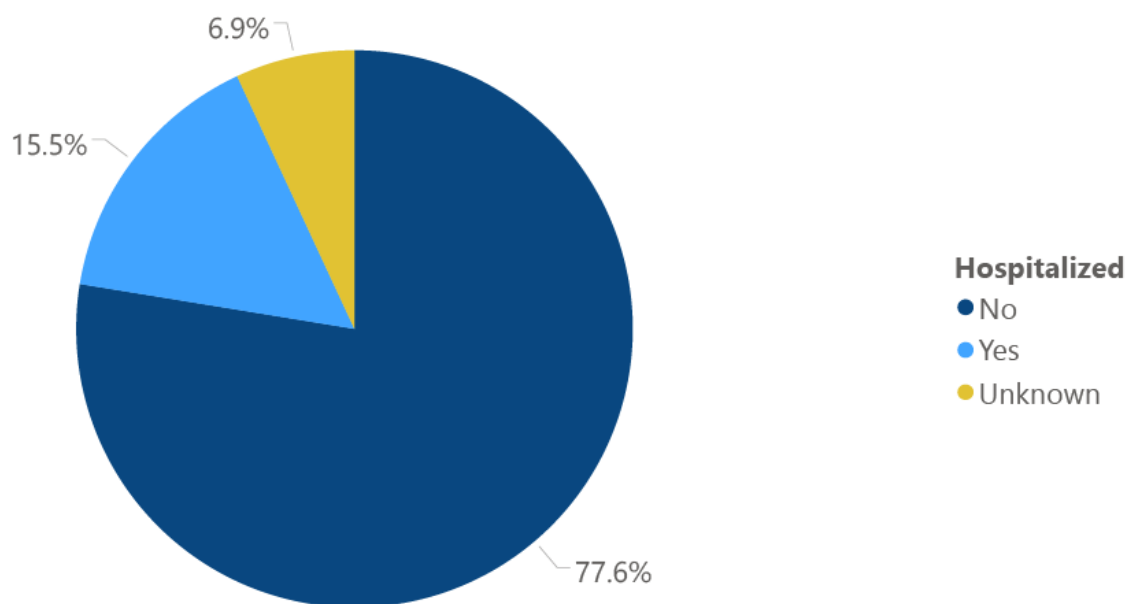


### COVID-19 Hospitalized Cases by Age through June 16, 2020\*, Mississippi





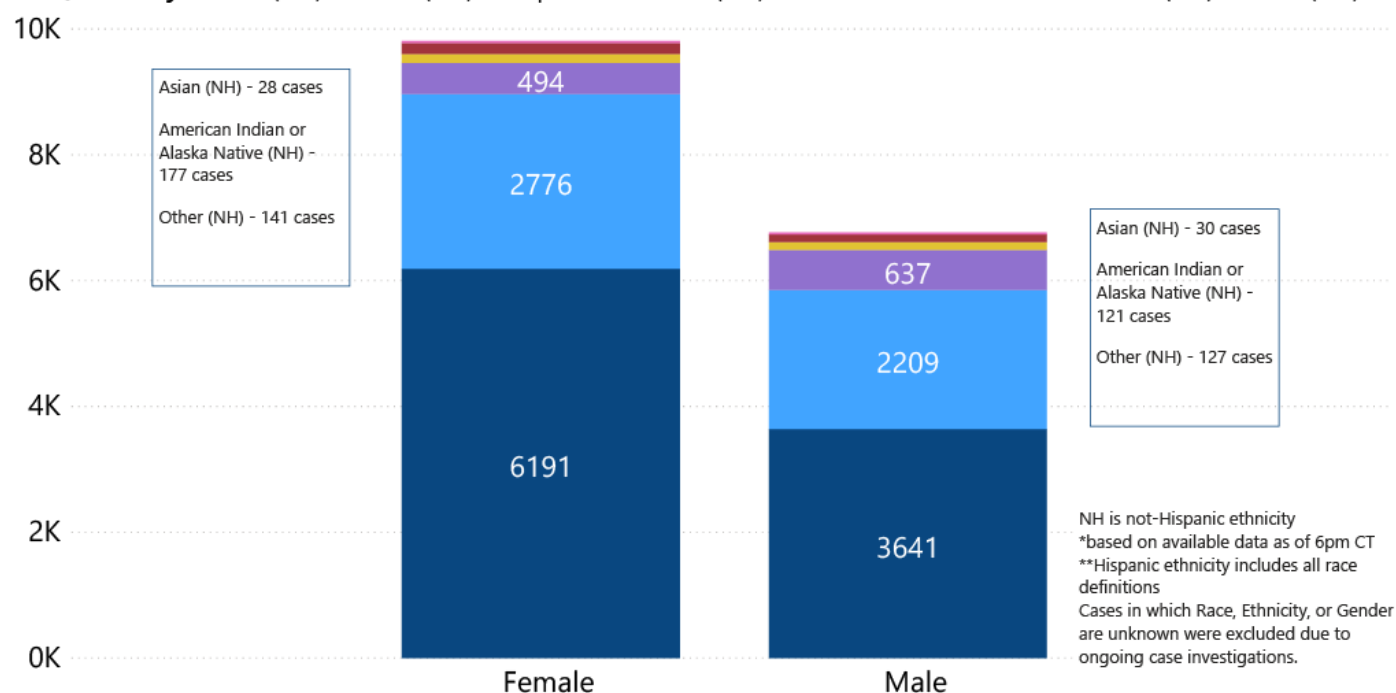
## COVID-19 Cumulative Hospitalizations-Investigated Cases June 16, 2020 \*



\* N=17,852, 2,789 cases excluded due to ongoing investigations, based on available data as of 6 pm CT

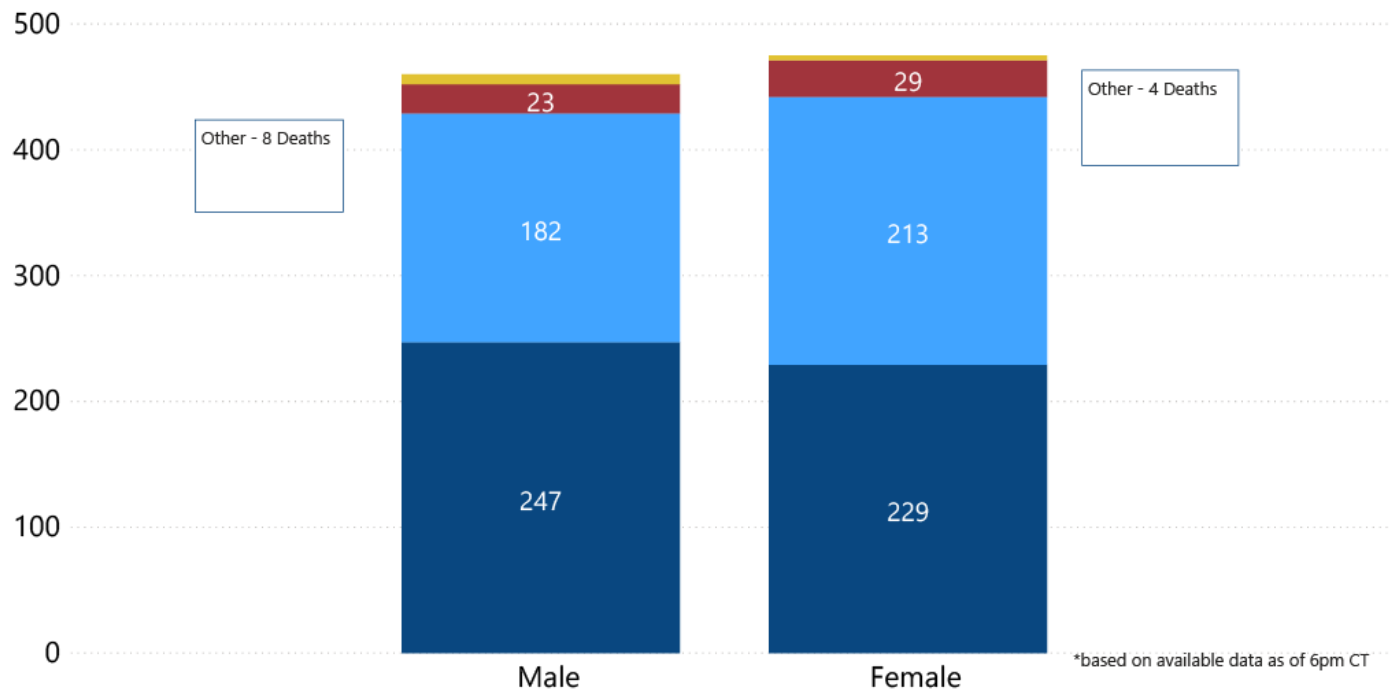
## COVID-19 Cases by Race/Ethnicity and Gender through June 16, 2020\*, Mississippi

**Race/Ethnicity** ● Black (NH) ● White (NH) ● Hispanic\*\* ● Other (NH) ● American Indian or Alaska Native (NH) ● Asian (NH)

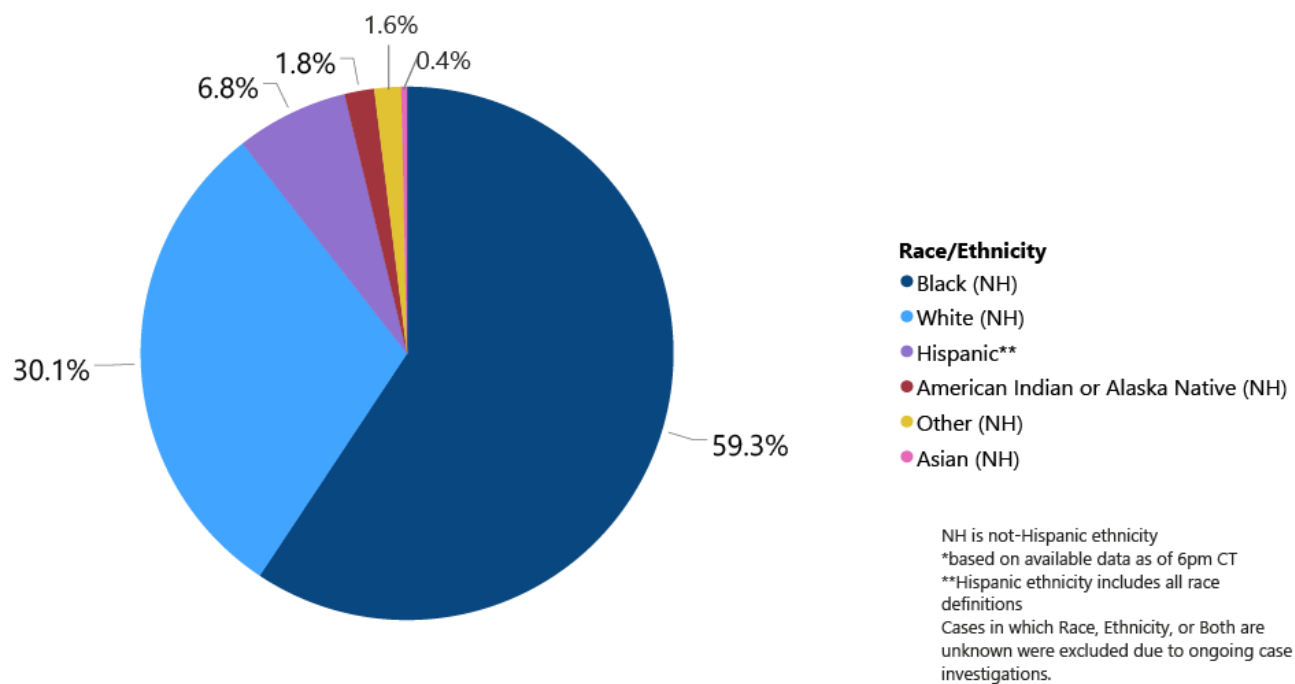


## COVID-19 Deaths by Race and Gender through June 16, 2020\*, Mississippi

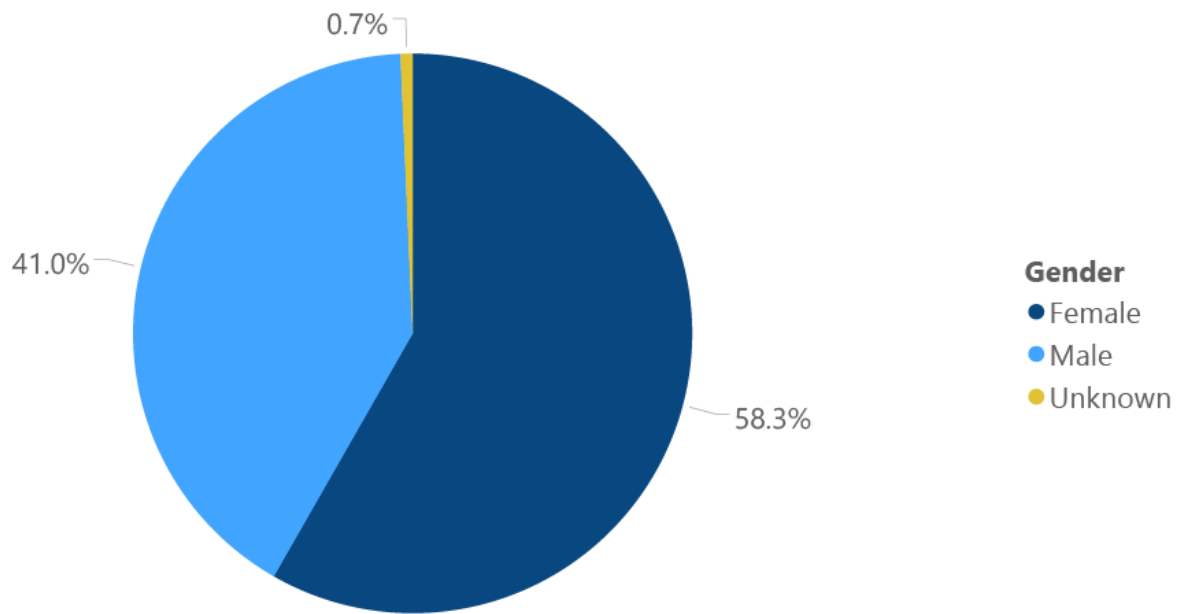
**Race** ● Black ● White ● American Indian or Alaska Native ● Other ● Asian



## COVID-19 Cases by Race/Ethnicity through June 16, 2020\*, Mississippi



## COVID-19 Cases by Gender through June 16, 2020\*, Mississippi



\*Based on available data as of 6pm CT

### Weekly High Case and High Incidence Counties

These weekly tables count cases based on the date of testing, not the date the test result was reported, and count only those cases where the date of testing is known.

They rank counties by weekly cases, and by incidence (cases proportional to population). A separate table ranking all counties is also available. **All tables updated weekly.**

► [Full tables of counties ranked by weekly incidence and cases](#) PDF

## COVID-19 High Case MS Counties Over 1 Week Period (June 8-June 14, 2020\*)

County	Cases (June 8-June 14)	Cases per 100,000 (June 8-June 14)	Cases to Date	Cases per 100,000 Total	Percent Change
HINDS	93	39.2	1308	551.7	8%
JONES	50	73.0	881	1286.9	6%
HARRISON	41	19.8	367	177.6	13%
WAYNE	41	202.0	389	1916.4	12%
DESOTO	37	20.3	718	394.5	5%
MADISON	34	32.2	889	841.6	4%
PIKE	33	83.4	244	616.7	16%
COPIAH	32	112.1	412	1443.4	8%
LEE	31	36.4	301	353.3	11%
JACKSON	27	18.8	367	256.1	8%
NESHOBA	27	92.7	881	3024.9	3%
RANKIN	25	16.2	539	350.2	5%

\*based on available data as of 6pm CT

Cases based on test date. Cases without test date excluded due to ongoing investigations.

Table will be updated weekly.

## COVID-19 High Incidence MS Counties Over 1 Week Period (June 8-June 14, 2020\*)

County	Cases (June 8-June 14)	Cases per 100,000 (June 8-June 14)	Cases to Date	Cases per 100,000 Total	Percent Change
QUITMAN	15	212.7	50	709.1	43%
WAYNE	41	202.0	389	1916.4	12%
GRENADA	24	114.0	164	778.9	17%
COPIAH	32	112.1	412	1443.4	8%
CLAIBORNE	9	100.0	140	1555.2	7%
NESHOBA	27	92.7	881	3024.9	3%
WEBSTER	9	91.9	109	1113.6	9%
PIKE	33	83.4	244	616.7	16%
HOLMES	13	73.8	471	2672.8	3%
JONES	50	73.0	881	1286.9	6%
JEFFERSON	5	70.4	55	774.0	10%
GREENE	9	66.2	54	397.5	20%

\*based on available data as of 6pm CT

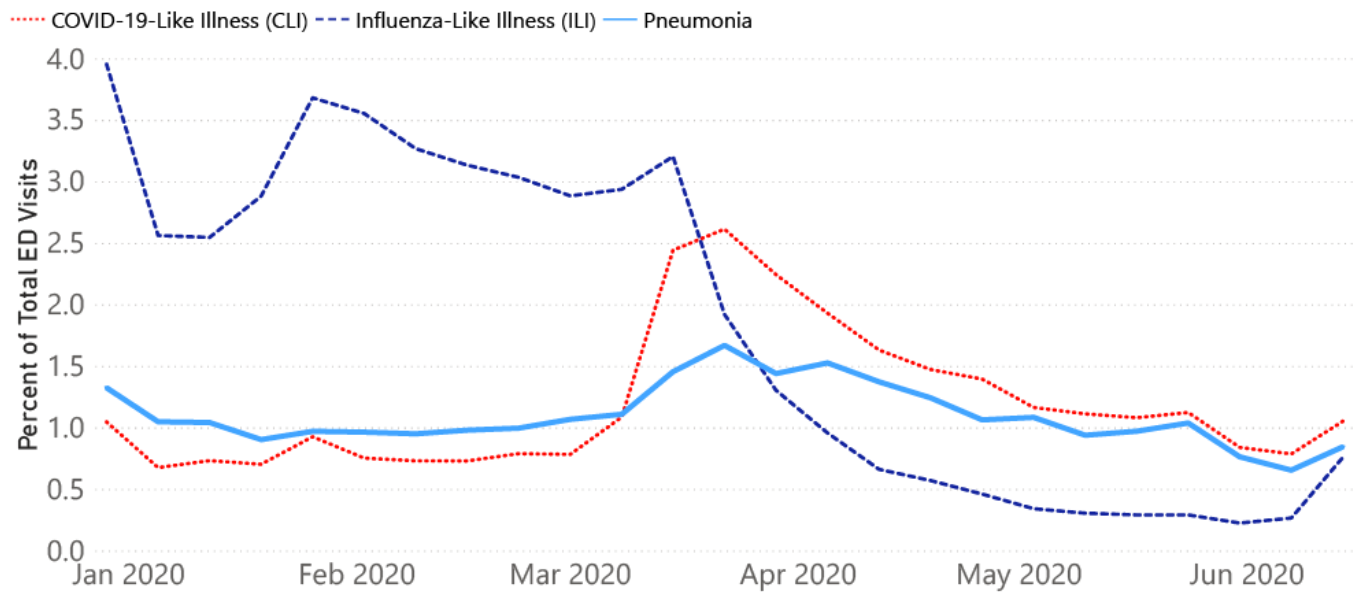
Cases based on test date. Cases without test date excluded due to ongoing investigations.

Table will be updated weekly.

## Syndromic Surveillance

Emergency department visits by those with symptoms characteristic of COVID-19, influenza and pneumonia, updated weekly.

## Percentage of Emergency Department visits for CLI, ILI, and Pneumonia Cases Weekly Statewide Summary, December 29, 2019 - June 14, 2020



\*The graph represents syndromic surveillance data from emergency department visits, reported electronically by hospitals throughout the state, that are consistent with COVID-19-Like Illness (CLI), Influenza-Like Illness (ILI), and Pneumonia. Based on available data as of 6pm CT. Graph will be updated weekly.

## Estimated Recoveries

Presumed COVID-19 cases recovered, estimated weekly (does not include cases still under investigation).

### COVID-19 Presumed Recovered Cases through June 14, 2020, Mississippi

**15,323**  
Presumed Recovered\*

\*Reflects Provisional Estimates. Presumed Recovered if:

- 1) It has been 14 days or more since the case tested positive, if they were not hospitalized
- 2) It has been 21 days or more since the case tested positive, if they were hospitalized or hospitalization was unknown.

All deaths excluded. Presumed recovered counts will be updated weekly.

## U.S. and World Cases

- ▶ [COVID-19 cases in the United States \(CDC\)](#)
- ▶ [U.S. COVID-19 Tracker \(CDC\)](#)
- ▶ [COVID-19 Global Case Map \(Johns Hopkins University\)](#)

---

## COVID-19 Testing

### Statewide Combined Testing as of June 16

COVID-19 testing providers around the state include commercial laboratories as well as hospital labs. Combined with testing done by the MSDH Public Health Laboratory, the figures provide a complete picture of all Mississippi testing.

**PCR** testing detects current, active COVID-19 infection in an individual.

**Antibody** (serology) testing identifies individuals with past COVID-19 infection based on antibodies they develop one to three weeks after infection.

	Total tests	PCR	Antibody
MSDH Public Health Laboratory	46,177	46,177	0
Other testing providers	202,750	192,397	10,353
Total tests for COVID-19 statewide	<b>248,927</b>	<b>238,574</b>	<b>10,353</b>

### MSDH Individuals Tested as of June 17

MSDH Public Health Laboratory (MPHL) testing totals as of 6 p.m. These totals are for tests performed at the MPHL only.

- Total individuals tested by the MPHL: **43,453**
- Total positive individuals from MPHL tests: **3,515**

## Getting Tested for COVID-19

The MSDH Public Health Laboratory, its partners, and private providers are testing statewide for COVID-19.

Anyone with symptoms of fever, severe cough or severe chest pains – especially those who are older or in poor health – should make arrangements for testing with their doctor or one of the many healthcare providers now performing testing. Healthcare providers can assess your health history and symptoms, and perform testing for COVID-19 as needed. MSDH is also helping conduct free drive-up testing sites in many parts of the state. **Always call ahead to the testing provider for instructions on safely being examined before you visit for your test.**

- ▶ [Find a COVID-19 testing provider near you](#)

- ▶ [Video: A tour through COVID-19 testing at the MSDH Public Health Lab](#)

# Prevention and Preparation for Individuals and the Community

- ▶ [Preventive steps to take, recommendations, guidances and general information on COVID-19](#)

Subscribe to our free newsletter and health alerts:



Last reviewed on Mar 5,

2020

[error on this](#)

[email page](#)

[print](#)

## *Related resources*

- ▶ [Local COVID-19 Testing Providers](#)
- ▶ [COVID-19 Guidance and Prevention for Individuals and the Community](#)

Updated June 18, 2020

## *More topics*

- ▶ [\[ Espanol, Tieng Viet, ASL \]](#)
- ▶ [Diagnostic Testing EUA](#)
- ▶ [Handouts and Posters](#)
- ▶ [Healthcare Professionals](#)
- ▶ [Interactive Map and Charts](#)
- ▶ [Prevention and Safety Guidance](#)
- ▶ [Testing for COVID-19](#)



## AGENCY

[About Us](#)

[Administration](#)

[Board of Health](#)

[County Offices](#)

[Institutional Review](#)

[Jobs](#)

[Locations](#)

[Public Health Laboratory](#)

[RFPs/Grants](#)

[More »](#)

[Intranet](#)

[OHIT+ER Service Center](#)

[Webmail](#)

## INFORMATION

[Apps](#)

[Calendar of Events](#)

[Contact Us](#)

[Meetings](#)

[Health Resources](#)

[Hotlines](#)

[Locations](#)

[News](#)

[Newsletter](#)

[Phone Numbers](#)

[Español](#)

## I NEED A ...

[Birth Certificate](#)

[Certificate of Need](#)

[Children's Health Insurance](#)

[Complaint Form](#)

[Criminal History Check](#)

[Death Certificate](#)

[Divorce Record](#)

[Food Permit](#)

[Immunization Record](#)

[J-1 Visa](#)

[License Verification](#)

[Marriage Record](#)

[Professional License](#)

[Public Records Request](#)

[Wastewater Application](#)

## PUBLICATIONS

[Annual Report](#)

[CON Weekly Reports](#)

[Health Facilities Directory](#)

[Mississippi Morbidity Reports](#)

[Public Health Report](#)

[State Health Plan](#)

[Strategic Plan](#)

[More »](#)





