

Coronavirus Disease 2019 (COVID-19)

Updated June 25, 2020



The national Centers for Disease Control and Prevention (CDC) and the Mississippi State Department of Health continue to closely monitor the outbreak of respiratory illnesses caused by the novel (new) coronavirus COVID-19, and are working to limit the spread of cases nationally and in Mississippi. MSDH is actively working with doctors and hospitals to quickly identify cases and respond effectively to limit this outbreak.



If you are waiting for test results, it is essential to remain at home if you have symptoms of COVID-19.

Do not go to work or leave home. Stay in a specific room at home and avoid contact with other family members as much as possible.

If you are awaiting results from a **routine screening** test, but have no symptoms, you may return to work under the guidance of your employer (unless otherwise directed by the Mississippi State Department of Health).

► [More important steps for you and your family](#)

Healthcare Professionals

Guidances and more →

- [MSDH guidances](#)
- [Specimens](#)
- [Lab dropoff](#)
- [CDC guidances](#)
- [MS-HAN Alerts](#)

[ALL HEALTHCARE](#)

Current Cases and Statistics

County and state data →

- [Current cases and deaths](#)
- [Map and charts](#)
- [Long-term care facilities](#)
- [Lab testing](#)
- [Recoveries](#)

[ALL STATISTICS](#)

Re-opening, Safety and Testing

Personal and community →

- ▶ [Re-opening guidance](#)
- ▶ [Find COVID-19 testing](#)
- ▶ [After you get tested](#)
- ▶ [Personal protection](#)
- ▶ [Community prevention](#)
- ▶ [General information](#)

ALL PREVENTION

Mississippi Coronavirus Hotline (7 days a week, 7 a.m.–7 p.m.): **877-978-6453**
Hard of hearing? Dial 711 for assistance.

COVID-19 in Mississippi

New Cases and Deaths as of June 24

NEW CASES

1,092

New COVID-19 positive tests results reported to MSDH as of 6 p.m. yesterday.

NEW DEATHS

5

New COVID-19 related deaths reported to MSDH as of 6 p.m. yesterday.

Claiborne	1
Neshoba	1
Oktibbeha	1
Warren	1
Wayne	1

LTC OUTBREAKS

86

Current outbreaks in long-term care facilities only. (One or more cases among staff or residents counts as an outbreak.)

About our case counts: We currently update our case totals each morning based on test results from the previous day. Outside laboratories also report positive test results to us, which are included in our totals.

County case numbers and deaths may change as investigation finds new or additional information.

Cases and Deaths by County

Totals of all reported cases since March 11, including those in long-term care (LTC) facilities.

County	Total Cases	Total Deaths	Total LTC Facility Cases	Total LTC Facility Deaths
Adams	242	18	43	10
Alcorn	47	1	1	0
Amite	81	2	12	2
Attala	341	23	89	19
Benton	25	0	1	0
Bolivar	233	13	24	4
Calhoun	108	4	23	4
Carroll	141	11	45	9
Chickasaw	217	18	36	11
Choctaw	68	3	0	0
Claiborne	200	10	43	8
Clarke	193	22	19	9
Clay	229	7	0	0
Coahoma	175	6	0	0
Copiah	528	12	29	3
Covington	253	5	1	0
Desoto	1091	15	18	4
Forrest	759	42	95	29
Franklin	32	2	3	1
George	60	3	1	0
Greene	75	5	30	3

County	Total Cases	Total Deaths	Total LTC Facility Cases	Total LTC Facility Deaths
Grenada	252	4	17	2
Hancock	112	13	8	4
Harrison	562	7	15	2
Hinds	1772	34	92	13
Holmes	501	39	98	19
Humphreys	107	9	18	6
Issaquena	2	0	0	0
Itawamba	112	8	34	7
Jackson	458	16	44	5
Jasper	221	6	0	0
Jefferson	69	3	1	0
Jefferson Davis	94	3	3	1
Jones	994	48	144	31
Kemper	170	13	37	9
Lafayette	303	4	42	1
Lamar	369	7	3	2
Lauderdale	864	78	193	49
Lawrence	140	1	0	0
Leake	520	17	3	0
Lee	429	15	61	9
Leflore	439	48	168	33
Lincoln	411	32	110	25
Lowndes	412	10	19	6
Madison	1082	31	120	16
Marion	215	10	15	2
Marshall	160	3	4	0
Monroe	328	28	94	24
Montgomery	110	2	0	0
Neshoba	922	63	77	25
Newton	325	8	4	0
Noxubee	234	7	15	3
Oktibbeha	448	21	110	16
Panola	221	5	2	1

County	Total Cases	Total Deaths	Total LTC Facility Cases	Total LTC Facility Deaths
Pearl River	232	32	47	12
Perry	56	4	0	0
Pike	321	11	21	6
Pontotoc	175	3	3	1
Prentiss	85	3	24	3
Quitman	56	0	0	0
Rankin	682	12	22	0
Scott	721	14	13	2
Sharkey	20	0	0	0
Simpson	187	2	2	0
Smith	199	11	52	8
Stone	48	1	0	0
Sunflower	209	6	0	0
Tallahatchie	85	1	2	0
Tate	221	5	17	3
Tippah	115	11	0	0
Tishomingo	58	1	2	0
Tunica	81	3	12	2
Union	150	8	20	7
Walthall	163	3	0	0
Warren	371	16	39	9
Washington	369	9	7	1
Wayne	461	9	17	1
Webster	124	10	52	9
Wilkinson	87	9	5	2
Winston	217	4	12	1
Yalobusha	141	7	35	7
Yazoo	426	6	19	2
Total	24,516	1,016	2,487	503

The numbers in this table are provisional. County case numbers and deaths may change as investigation finds new or additional information about residence.

Case Classifications

Mississippi investigates and reports both probable and confirmed cases and deaths according to the [CSTE case definition](#).

	Confirmed	Probable	Total
Cases	24,358	158	24,516
Deaths	999	17	1,016

Confirmed cases and deaths are generally determined by positive PCR tests, which detect the presence of ongoing coronavirus infection.

Probable cases are those who test positive by other testing methods such as antibody or antigen, and have recent symptoms consistent with COVID-19, indicating a recent infection.

Probable deaths are those individuals with a designation of COVID-19 as a cause of death on the death certificate, but where no confirmatory testing was performed.

Mississippi Cases and Deaths Tables

- ▶ [Mississippi COVID-19 cases by county, race and ethnicity](#) PDF
- ▶ [Mississippi COVID-19 deaths by county, race and ethnicity](#) PDF
- ▶ [Mississippi counties ranked by weekly cases and incidence](#)

Long-Term Care Facility Cases and Outbreaks

Long-term care (LTC) facilities like nursing homes are considered high risk locations because their residents are older or in poor health. Even one case of COVID-19 in these facilities among residents or employees is considered an outbreak. We investigate residents, staff and close contacts of infected individuals for possible exposure. Residential care facilities also represent group living facilities where COVID-19 can be easily spread.

- ▶ [Mississippi COVID-19 cases and deaths in long-term care facilities](#) PDF
Long-term care facilities include nursing homes, personal care homes, assisted living homes, and intermediate care facilities for individuals with intellectual disability (ICF-IID)
- ▶ [Mississippi COVID-19 cases and deaths in residential care facilities](#) PDF
Residential care facilities include psychiatric or chemical dependency residential treatment centers and long-term acute care facilities.

Active Outbreaks

The table of active outbreaks lists all facilities that have reported a current COVID-19 outbreak. Resident and employee totals are for those cases associated with the current outbreak **only**. The reported deaths are those which have occurred only among the cases in the current outbreak.

- ▶ [Mississippi long-term care facilities with active COVID-19 outbreaks](#) PDF
June 19, 2020

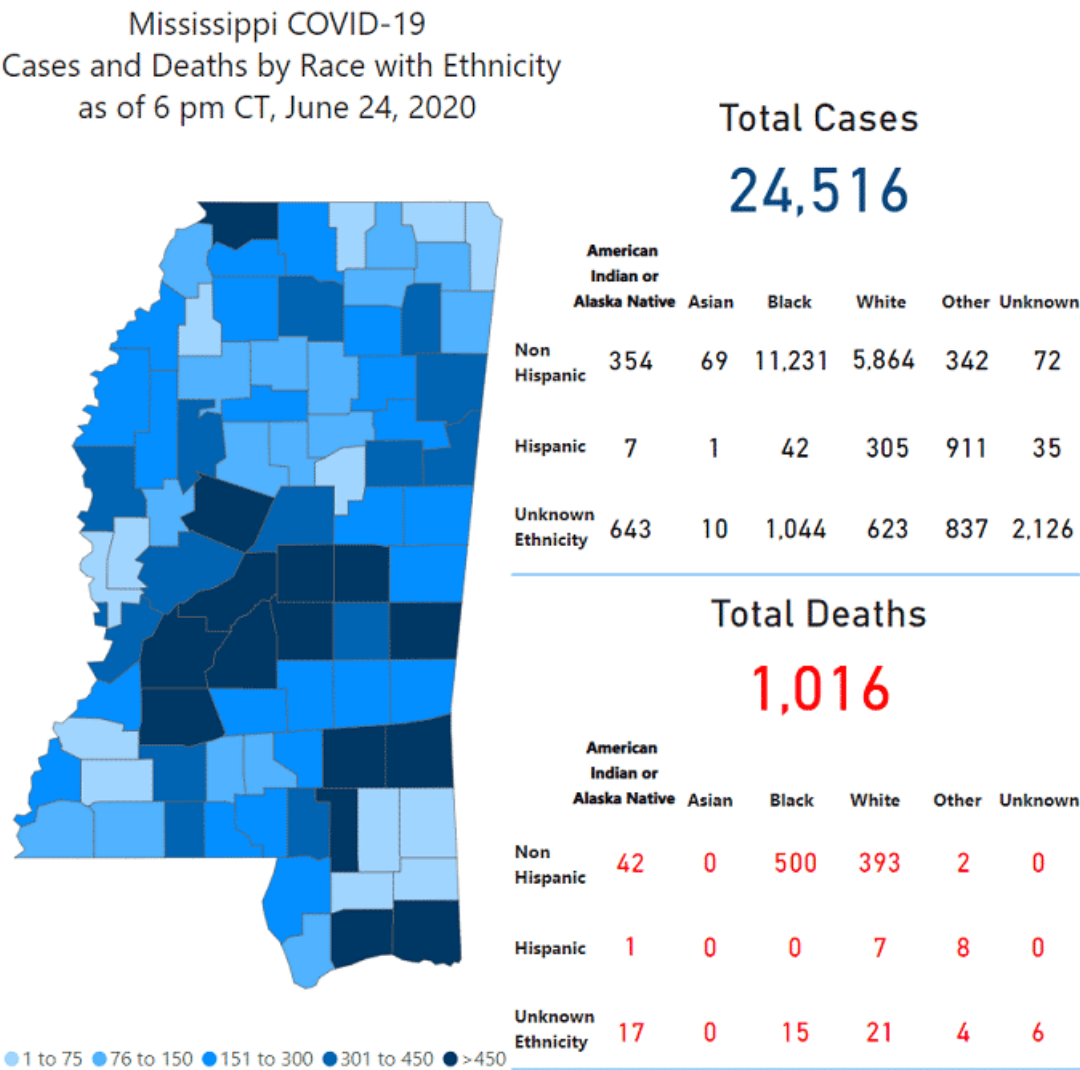
Mississippi COVID-19 Map and Charts

Data Summaries as of June 24

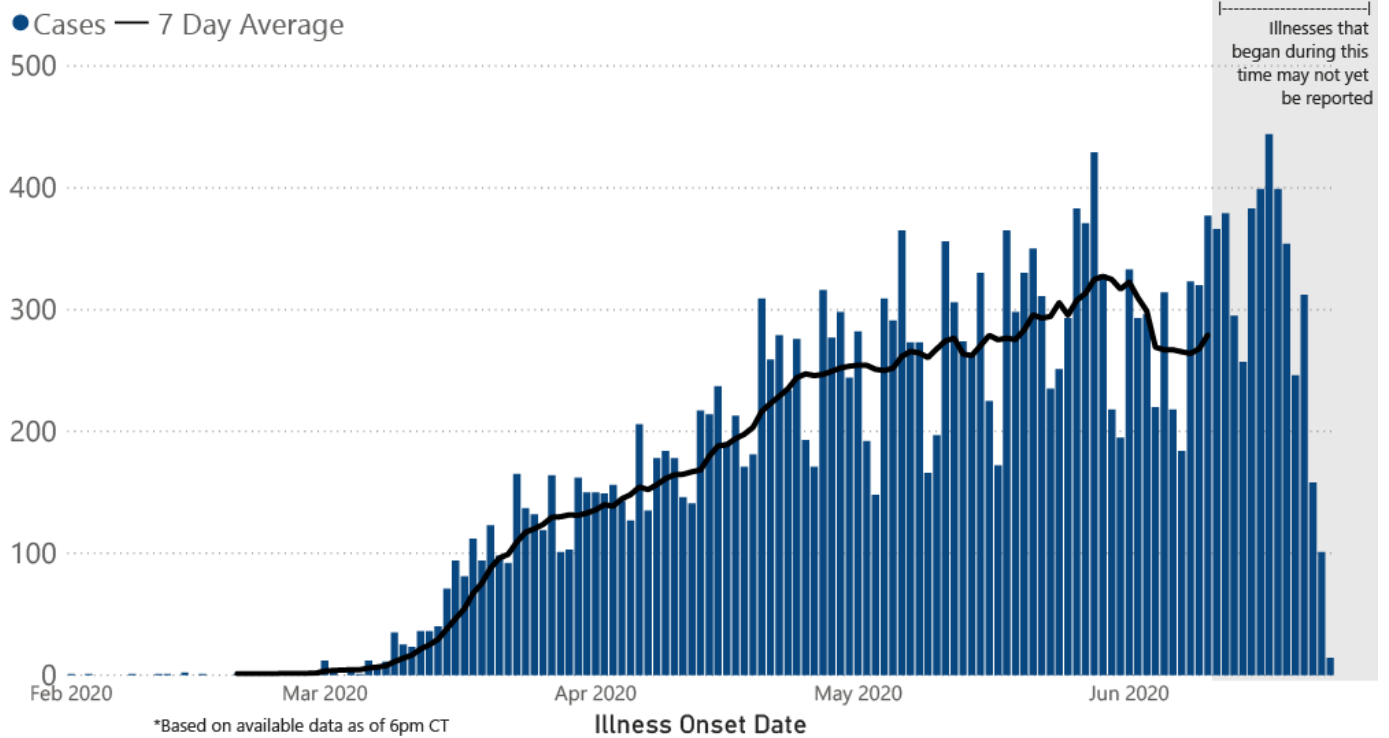
Our state case map and other data charts are also available in interactive form.

- ▶ [View interactive map](#)
- ▶ [View interactive epidemiological trend and syndromic surveillance](#)

The charts below are based on available data at the time of publication. Charts do **not** include cases where insufficient details of the case are known.

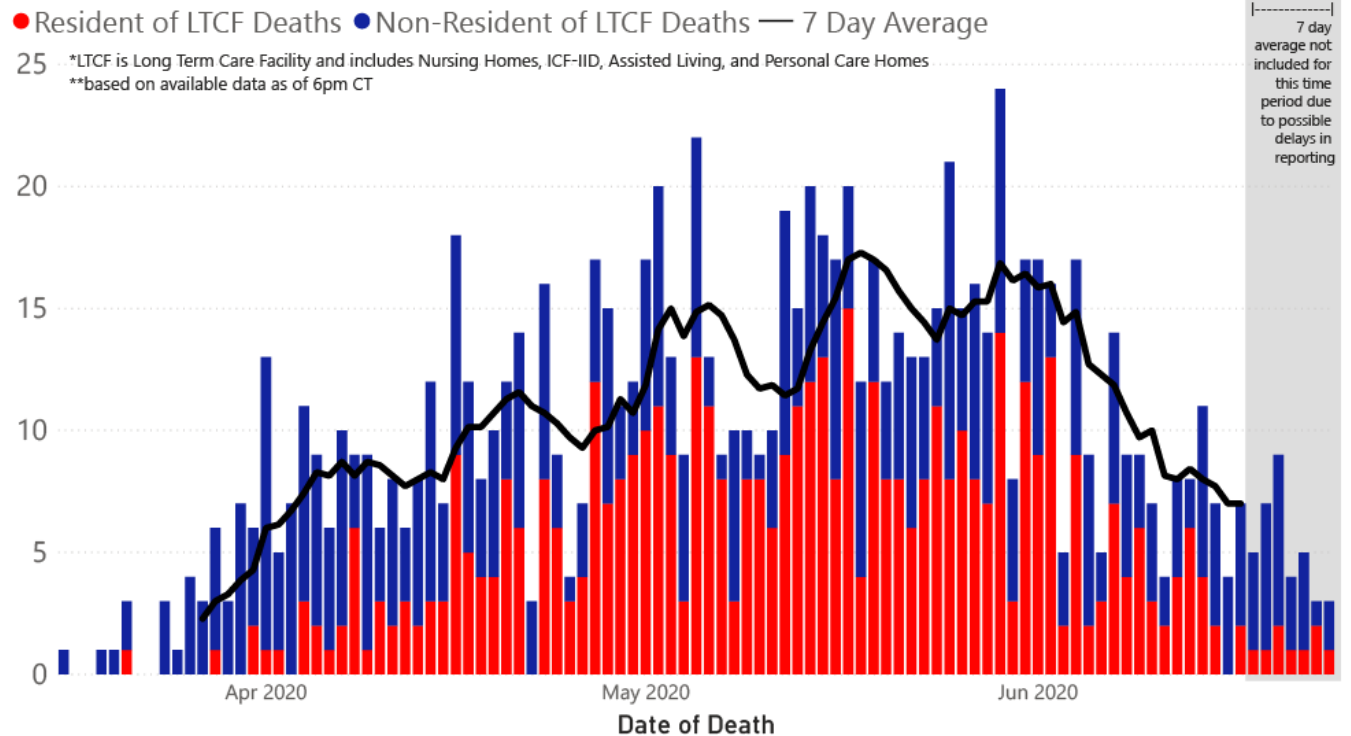


COVID-19 Cases by Date of Illness Onset through June 24, 2020*, Mississippi



Note: Values up to two weeks in the past on the Date of Illness Onset chart above can change as we update it with new information from disease investigation.

COVID-19 LTCF* and Non-LTCF Deaths by Date of Death through June 24, 2020**, Mississippi

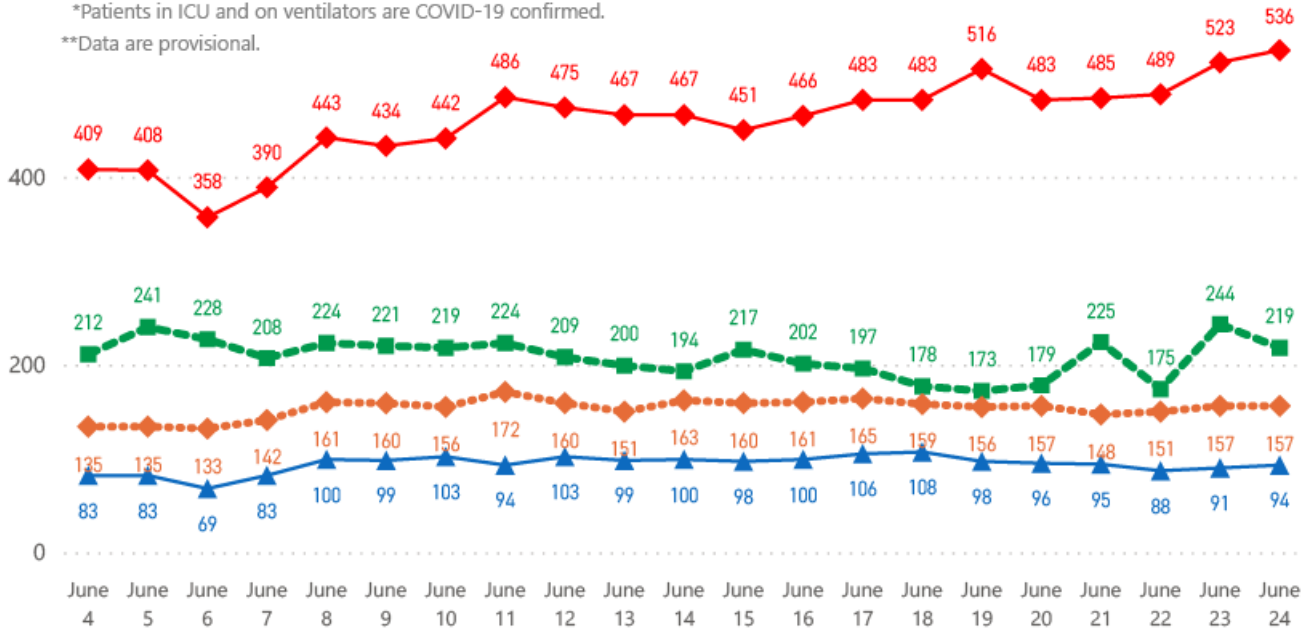


COVID-19 Hospitalizations Reported by MS Hospitals, 6/4/20-6/24/20 *, **

◆ Patients with Confirmed Infection ■ Patients with Suspected Infection ◆ Patients in an ICU ▲ Patients on Ventilators

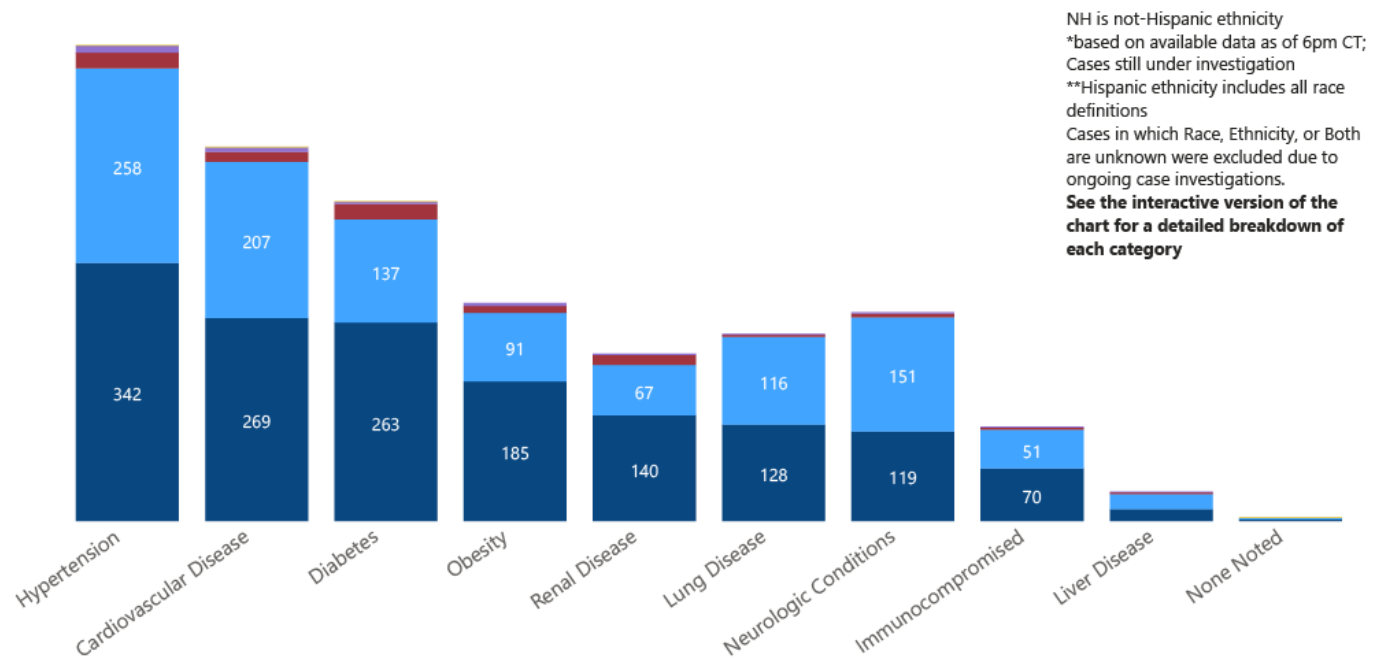
*Patients in ICU and on ventilators are COVID-19 confirmed.

**Data are provisional.

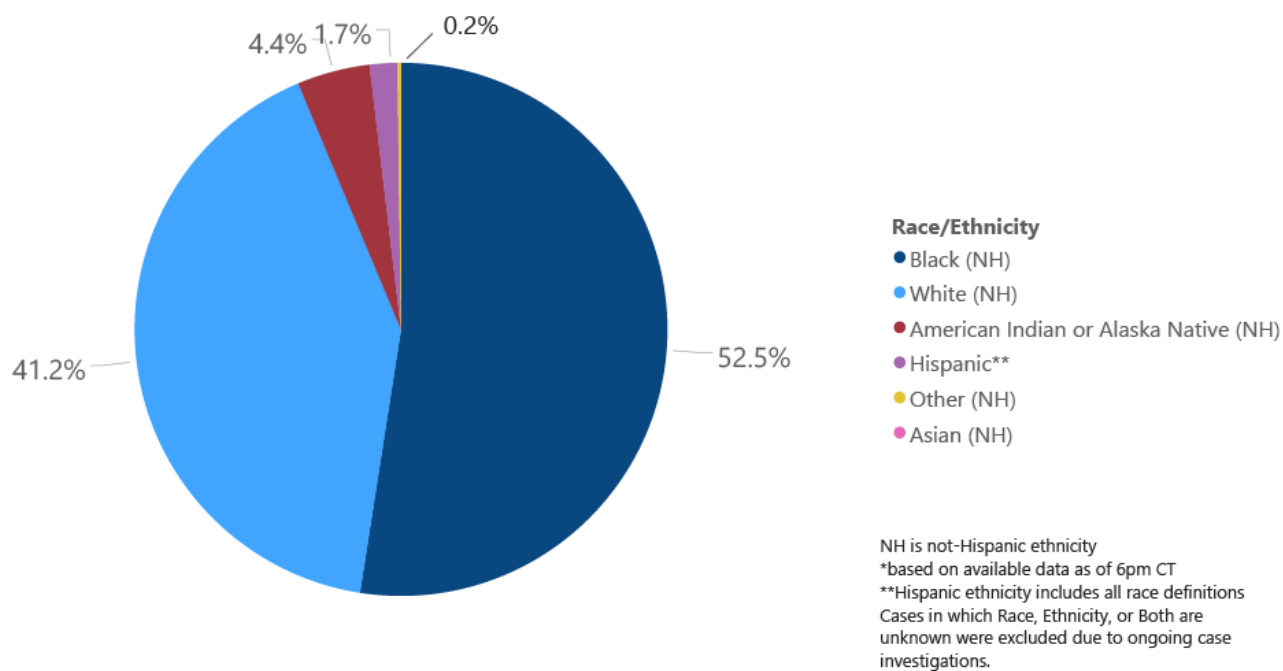


COVID-19 Underlying Conditions in Deaths by Race/Ethnicity through June 24, 2020*, Mississippi

Race/Ethnicity ● Black (NH) ● White (NH) ● American Indian or Alaska Native (NH) ● Hispanic** ● Other (NH) ● Asian (NH)

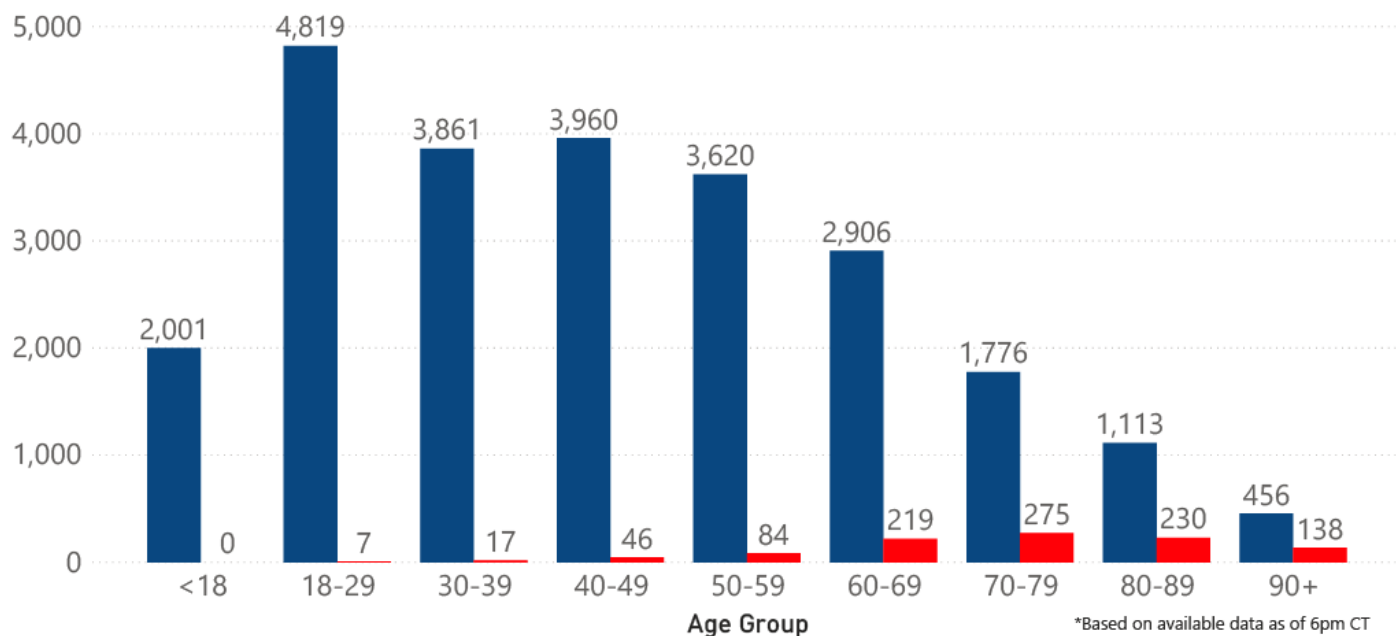


COVID-19 Deaths by Race/Ethnicity through June 24, 2020*, Mississippi

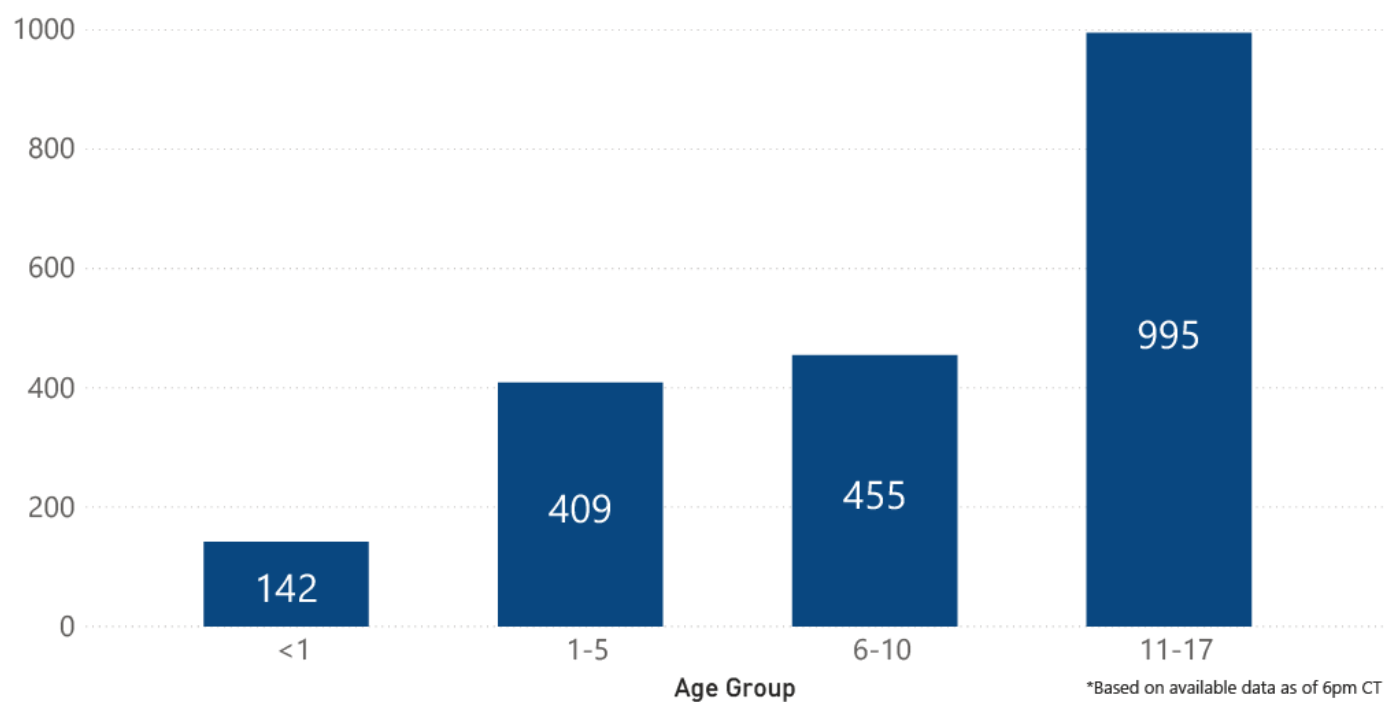


COVID-19 Cases and Deaths by Age Group through June 24, 2020*, Mississippi

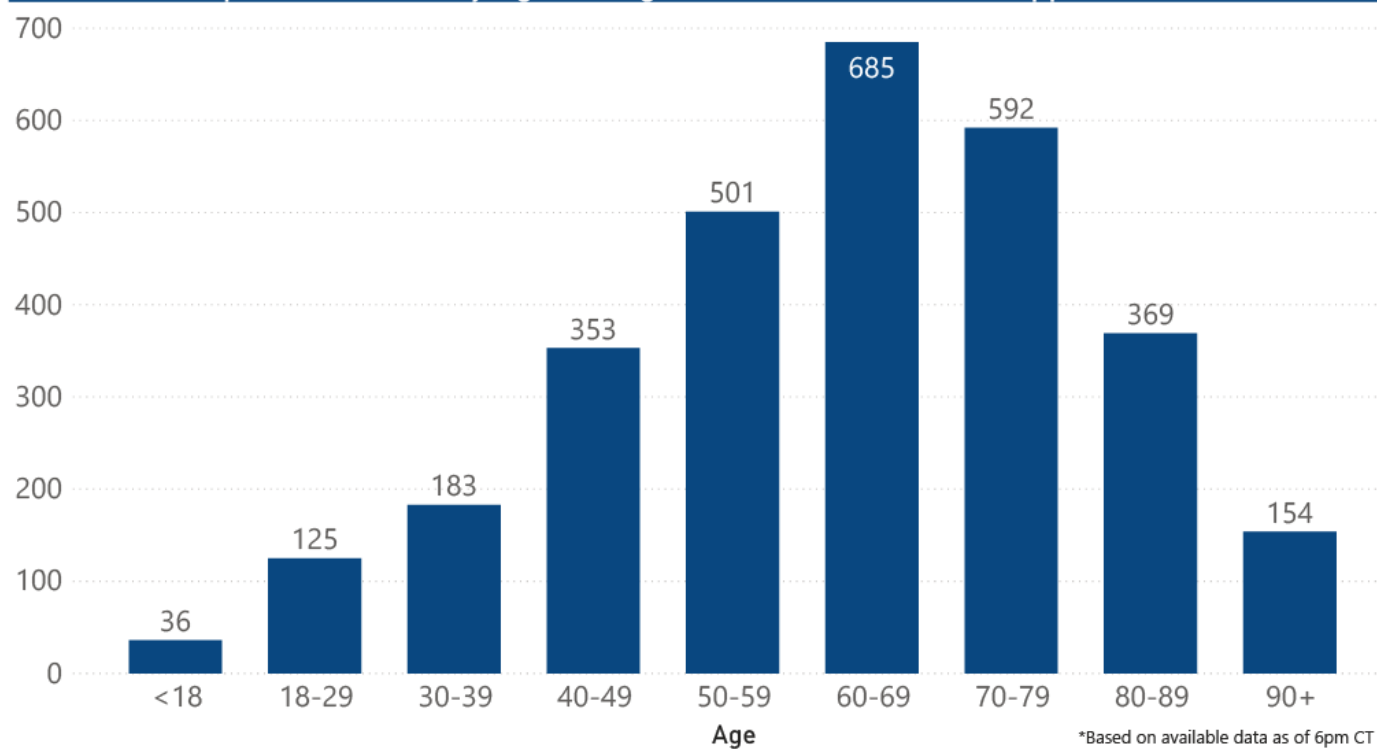
● Cases ● Deaths



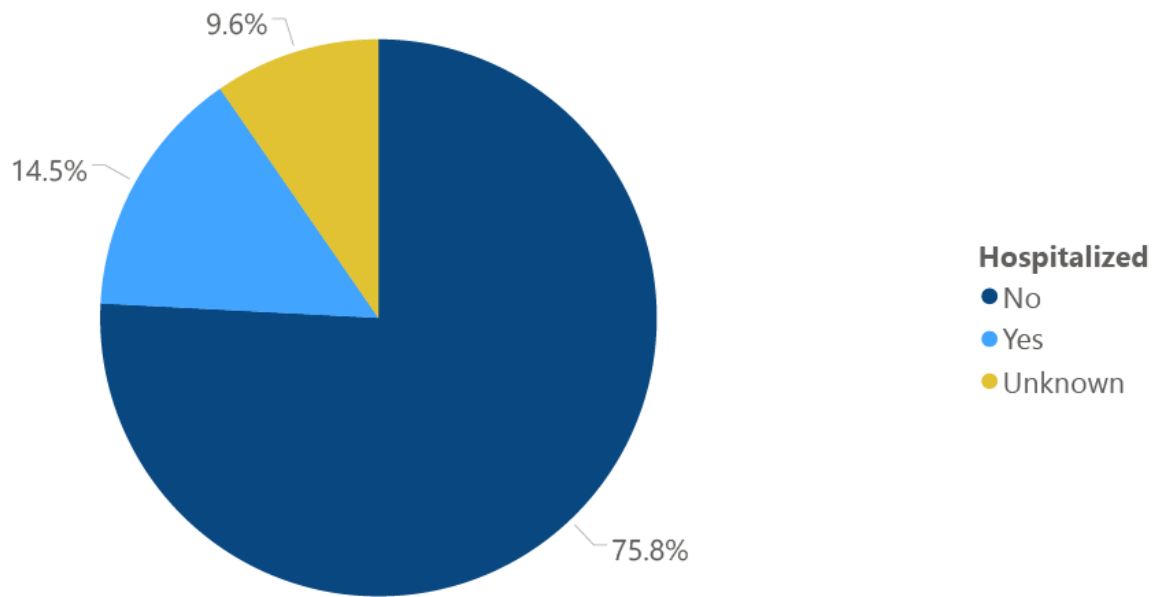
COVID-19 Pediatric Cases by Age Group through June 24, 2020*, Mississippi



COVID-19 Hospitalized Cases by Age through June 24, 2020*, Mississippi



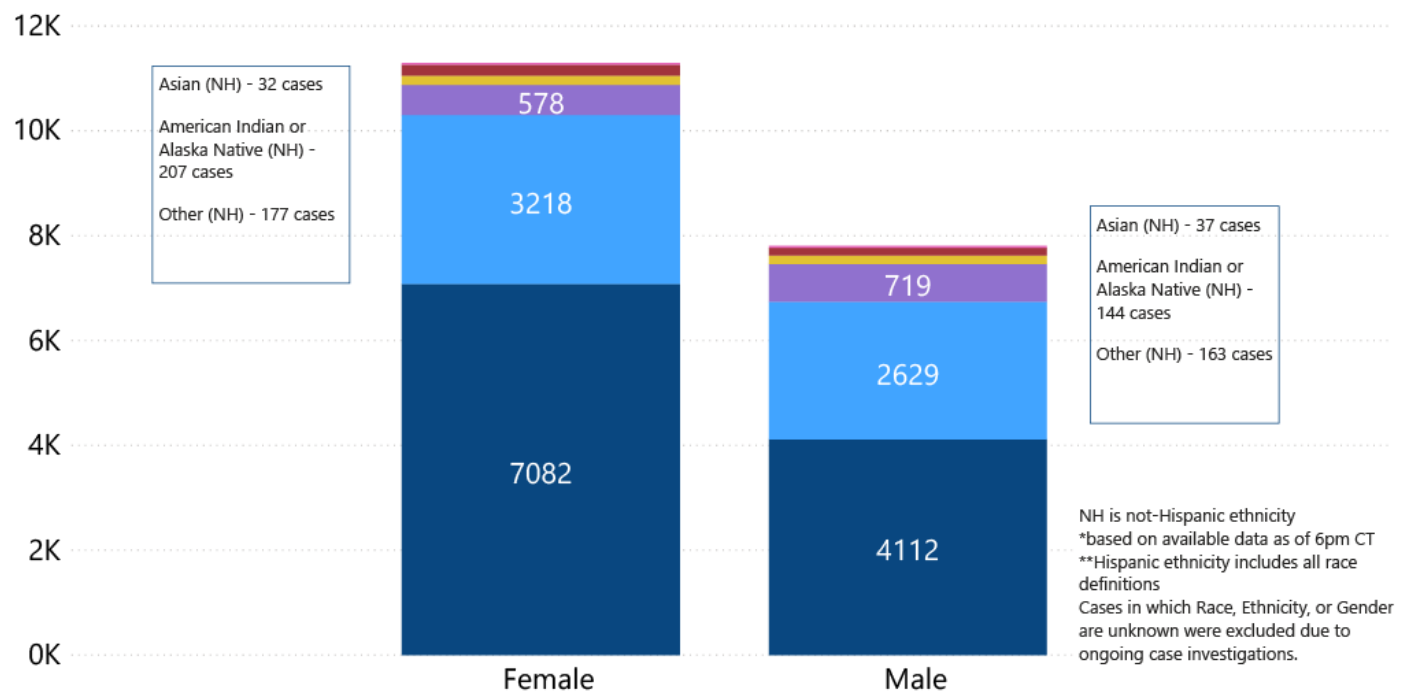
COVID-19 Cumulative Hospitalizations-Investigated Cases June 24, 2020 *



* N=20,621, 3,895 cases excluded due to ongoing investigations, based on available data as of 6 pm CT

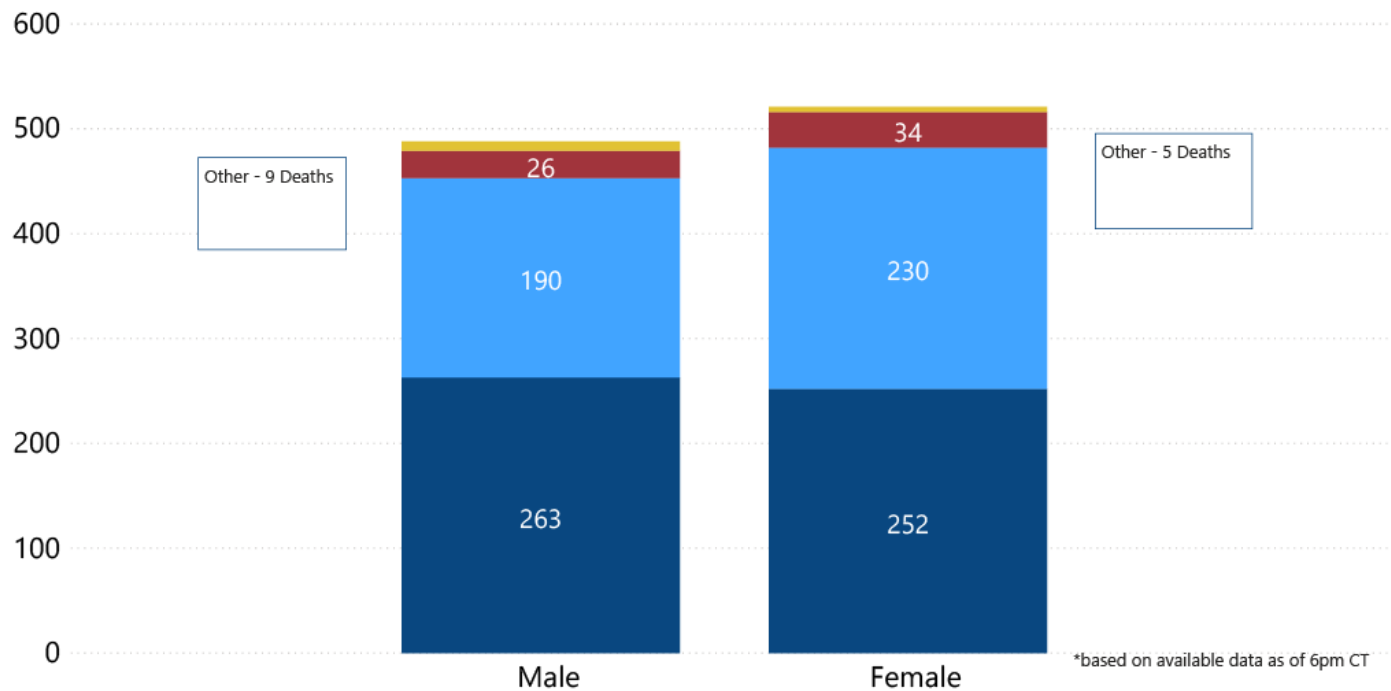
COVID-19 Cases by Race/Ethnicity and Gender through June 24, 2020*, Mississippi

Race/Ethnicity ● Black (NH) ● White (NH) ● Hispanic** ● Other (NH) ● American Indian or Alaska Native (NH) ● Asian (NH)

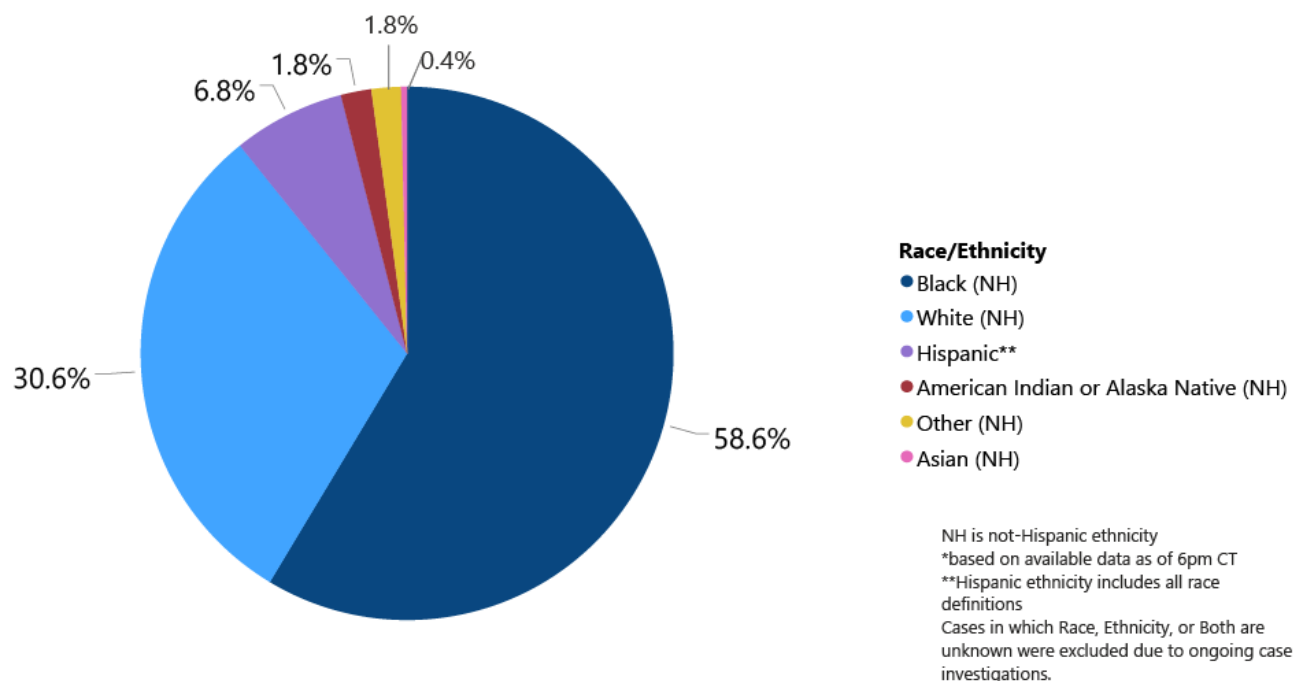


COVID-19 Deaths by Race and Gender through June 24, 2020*, Mississippi

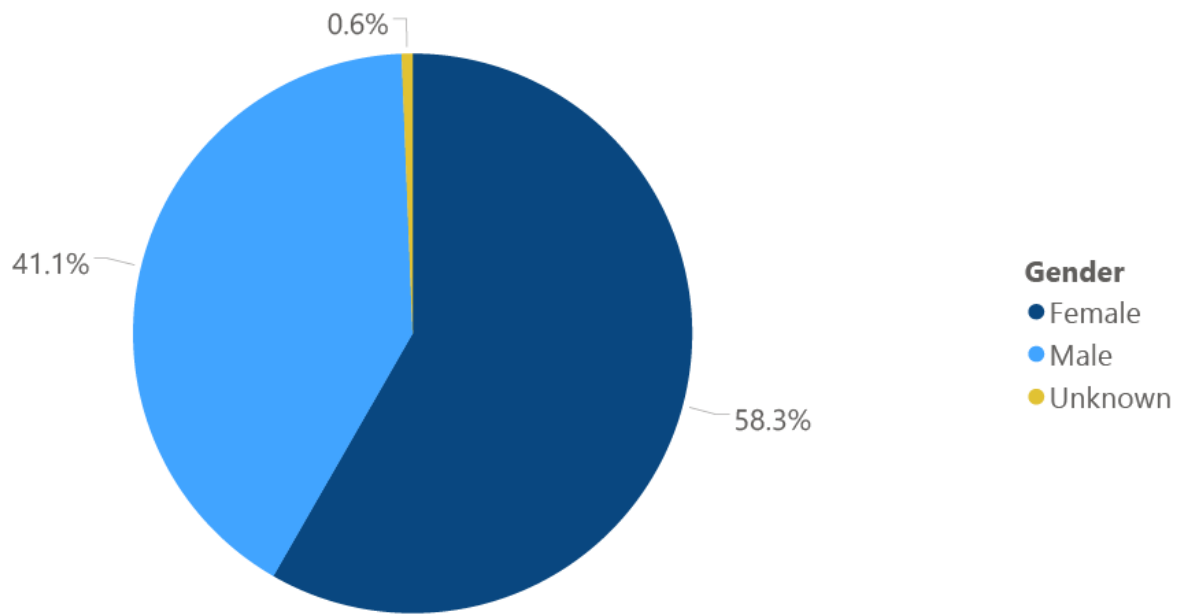
Race ● Black ● White ● American Indian or Alaska Native ● Other ● Asian



COVID-19 Cases by Race/Ethnicity through June 24, 2020*, Mississippi



COVID-19 Cases by Gender through June 24, 2020*, Mississippi



*Based on available data as of 6pm CT

Weekly High Case and High Incidence Counties

These weekly tables count cases based on the date of testing, not the date the test result was reported, and count only those cases where the date of testing is known.

They rank counties by weekly cases, and by incidence (cases proportional to population). A separate table ranking all counties is also available. **All tables updated weekly.**

► [Full tables of counties ranked by weekly incidence and cases](#) PDF

COVID-19 High Case MS Counties Over 1 Week Period (June 15-June 21, 2020*)

County	Cases (June 15-June 21)	Cases per 100,000 (June 15-June 21)	Cases to Date	Cases per 100,000 Total	Percent Change
HINDS	75	31.6	1536	647.9	5%
DESOTO	71	39.0	912	501.1	8%
WARREN	31	67.1	331	716.8	10%
HARRISON	29	14.0	464	224.5	7%
WAYNE	28	137.9	434	2138.1	7%
PANOLA	27	79.0	179	523.7	18%
LINCOLN	24	70.2	378	1105.1	7%
COPIAH	23	80.6	476	1667.7	5%
LAFAYETTE	23	42.0	254	463.6	10%
JONES	21	30.7	928	1355.5	2%
NESHOBA	21	72.1	893	3066.1	2%
PIKE	21	53.1	278	702.7	8%

*based on available data as of 6pm CT

Cases based on test date. Cases without test date excluded due to ongoing investigations.

Table will be updated weekly.

COVID-19 High Incidence MS Counties Over 1 Week Period (June 15-June 21, 2020*)

County	Cases (June 15-June 21)	Cases per 100,000 (June 15-June 21)	Cases to Date	Cases per 100,000 Total	Percent Change
WAYNE	28	137.9	434	2138.1	7%
CLAIBORNE	11	122.2	168	1866.3	7%
COVINGTON	18	95.5	238	1262.4	8%
CARROLL	9	90.8	133	1341.9	7%
WALTHALL	13	89.9	133	919.5	11%
GRENADA	18	85.5	195	926.1	10%
CHICKASAW	14	81.5	196	1141.5	8%
COPIAH	23	80.6	476	1667.7	5%
MONTGOMERY	8	79.8	104	1037.6	8%
PANOLA	27	79.0	179	523.7	18%
TALLAHATCHIE	11	78.6	64	457.6	21%
CLAY	14	72.2	210	1083.3	7%

*based on available data as of 6pm CT

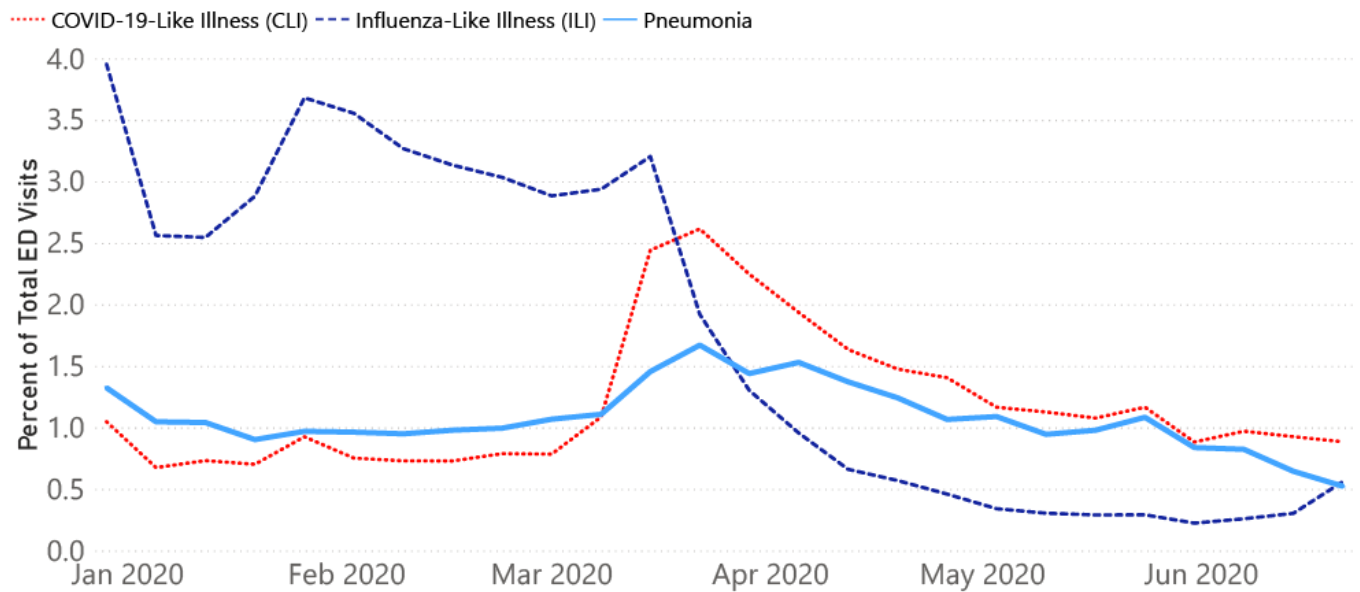
Cases based on test date. Cases without test date excluded due to ongoing investigations.

Table will be updated weekly.

Syndromic Surveillance

Emergency department visits by those with symptoms characteristic of COVID-19, influenza and pneumonia, updated weekly.

Percentage of Emergency Department visits for CLI, ILI, and Pneumonia Cases Weekly Statewide Summary, December 29, 2019 - June 21, 2020



*The graph represents syndromic surveillance data from emergency department visits, reported electronically by hospitals throughout the state, that are consistent with COVID-19-Like Illness (CLI), Influenza-Like Illness (ILI), and Pneumonia. Based on available data as of 6pm CT. Graph will be updated weekly.

Estimated Recoveries

Presumed COVID-19 cases recovered, estimated weekly (does not include cases still under investigation).

COVID-19 Presumed Recovered Cases through June 21, 2020, Mississippi

17,242
Presumed Recovered*

*Reflects Provisional Estimates. Presumed Recovered if:

- 1) It has been 14 days or more since the case tested positive, if they were not hospitalized
- 2) It has been 21 days or more since the case tested positive, if they were hospitalized or hospitalization was unknown.

All deaths excluded. Presumed recovered counts will be updated weekly.

U.S. and World Cases

- ▶ [COVID-19 cases in the United States \(CDC\)](#)
- ▶ [U.S. COVID-19 Tracker \(CDC\)](#)
- ▶ [COVID-19 Global Case Map \(Johns Hopkins University\)](#)

COVID-19 Testing

Statewide Combined Testing as of June 24

COVID-19 testing providers around the state include commercial laboratories as well as hospital labs. Combined with testing done by the MSDH Public Health Laboratory, the figures provide a complete picture of all Mississippi testing.

PCR testing detects current, active COVID-19 infection in an individual.

Antibody (serology) testing identifies individuals with past COVID-19 infection based on antibodies they develop one to three weeks after infection.

	Total tests	PCR	Antibody
MSDH Public Health Laboratory	49,033	49,033	0
Other testing providers	228,136	216,806	11,330
Total tests for COVID-19 statewide	277,169	265,839	11,330

MSDH Individuals Tested as of June 24

MSDH Public Health Laboratory (MPHL) testing totals as of 3 p.m. These totals are for tests performed at the MPHL only.

- Total individuals tested by the MPHL: **45,404**
- Total positive individuals from MPHL tests: **3,795**

Getting Tested for COVID-19

The MSDH Public Health Laboratory, its partners, and private providers are testing statewide for COVID-19.

Anyone with symptoms of fever, severe cough or severe chest pains – especially those who are older or in poor health – should make arrangements for testing with their doctor or one of the many healthcare providers now performing testing. Healthcare providers can assess your health history and symptoms, and perform testing for COVID-19 as needed. MSDH is also helping conduct free drive-up testing sites in many parts of the state. **Always call ahead to the testing provider for instructions on safely being examined before you visit for your test.**

- ▶ [Find a COVID-19 testing provider near you](#)

- ▶ [Video: A tour through COVID-19 testing at the MSDH Public Health Lab](#)

Prevention and Preparation for Individuals and the Community

- ▶ [Preventive steps to take, recommendations, guidances and general information on COVID-19](#)

Subscribe to our free newsletter and health alerts:



Last reviewed on Mar 5,

2020

[error on this](#)

[email page](#)

[print](#)

Related resources

- ▶ [Local COVID-19 Testing Providers](#)
- ▶ [COVID-19 Guidance and Prevention for Individuals and the Community](#)

Updated June 18, 2020

More topics

- ▶ [\[Espanol, Tieng Viet, ASL \]](#)
- ▶ [Diagnostic Testing EUA](#)
- ▶ [Handouts and Posters](#)
- ▶ [Healthcare Professionals](#)
- ▶ [Interactive Map and Charts](#)
- ▶ [Prevention and Safety Guidance](#)
- ▶ [Testing for COVID-19](#)

COVID-19



Keep your distance

Stay at least six feet apart from others in large groups.

[MORE PREVENTION TIPS](#)

AGENCY

[About Us](#)

[Administration](#)

[Board of Health](#)

[County Offices](#)

[Institutional Review](#)

[Jobs](#)

[Locations](#)

[Public Health Laboratory](#)

[RFPs/Grants](#)

[More »](#)

[Intranet](#)

[OHIT+ER Service Center](#)

[Webmail](#)

INFORMATION

[Apps](#)

[Calendar of Events](#)

[Contact Us](#)

[Meetings](#)

[Health Resources](#)

[Hotlines](#)

[Locations](#)

[News](#)

[Newsletter](#)

[Phone Numbers](#)

[Español](#)

I NEED A ...

[Birth Certificate](#)

[Certificate of Need](#)

[Children's Health Insurance](#)

[Complaint Form](#)

[Criminal History Check](#)

[Death Certificate](#)

[Divorce Record](#)

[Food Permit](#)

[Immunization Record](#)

[J-1 Visa](#)

[License Verification](#)

[Marriage Record](#)

[Professional License](#)

[Public Records Request](#)

[Wastewater Application](#)

PUBLICATIONS

[Annual Report](#)

[CON Weekly Reports](#)

[Health Facilities Directory](#)

[Mississippi Morbidity Reports](#)

[Public Health Report](#)

[State Health Plan](#)

[Strategic Plan](#)

[More »](#)



