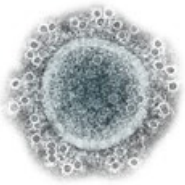


Coronavirus Disease 2019 (COVID-19)

Updated June 28, 2020



The national Centers for Disease Control and Prevention (CDC) and the Mississippi State Department of Health continue to closely monitor the outbreak of respiratory illnesses caused by the novel (new) coronavirus COVID-19, and are working to limit the spread of cases nationally and in Mississippi. MSDH is actively working with doctors and hospitals to quickly identify cases and respond effectively to limit this outbreak.



If you are waiting for test results, it is essential to remain at home if you have symptoms of COVID-19.

Do not go to work or leave home. Stay in a specific room at home and avoid contact with other family members as much as possible.

If you are awaiting results from a **routine screening** test, but have no symptoms, you may return to work under the guidance of your employer (unless otherwise directed by the Mississippi State Department of Health).

► [More important steps for you and your family](#)

Healthcare Professionals

Guidances and more →

- [MSDH guidances](#)
- [Specimens](#)
- [Lab dropoff](#)
- [CDC guidances](#)
- [MS-HAN Alerts](#)

[ALL HEALTHCARE](#)

Current Cases and Statistics

County and state data →

- [Current cases and deaths](#)
- [Map and charts](#)
- [Long-term care facilities](#)
- [Lab testing](#)
- [Recoveries](#)

[ALL STATISTICS](#)

Re-opening, Safety and Testing

Personal and community →

- ▶ [Re-opening guidance](#)
- ▶ [Find COVID-19 testing](#)
- ▶ [After you get tested](#)
- ▶ [Personal protection](#)
- ▶ [Community prevention](#)
- ▶ [General information](#)

ALL PREVENTION

Mississippi Coronavirus Hotline (7 days a week, 7 a.m.–7 p.m.): **877-978-6453**
Hard of hearing? Dial 711 for assistance.

COVID-19 in Mississippi

New Cases and Deaths as of June 27

NEW CASES

361

New COVID-19 positive tests results reported to MSDH as of 6 p.m. yesterday.

NEW DEATHS

4

New COVID-19 related deaths reported to MSDH as of 6 p.m. yesterday.

Lowndes	1
Monroe	1
Oktibbeha	1
Tallahatchie	1

LTC OUTBREAKS

Current outbreaks in long-term care facilities only. (One or more cases among staff or residents counts as an outbreak.)

About our case counts: We currently update our case totals each morning based on test results from the previous day. Outside laboratories also report positive test results to us, which are included in our totals.

County case numbers and deaths may change as investigation finds new or additional information.

Cases and Deaths by County

Totals of all reported cases since March 11, including those in long-term care (LTC) facilities.

County	Total Cases	Total Deaths	Total LTC Facility Cases	Total LTC Facility Deaths
Adams	248	18	43	10
Adams	252	18	44	10
Alcorn	53	1	1	0
Amite	80	2	12	2
Attala	346	23	89	19
Benton	25	0	1	0
Bolivar	247	13	28	4
Calhoun	110	4	23	4
Carroll	146	11	45	9
Chickasaw	235	18	36	11
Choctaw	71	4	0	0
Claiborne	212	10	43	8
Clarke	196	22	19	9
Clay	235	7	0	0
Coahoma	178	6	0	0
Copiah	538	13	29	3
Covington	268	5	1	0
Desoto	1224	15	18	4
Forrest	777	42	95	29
Franklin	34	2	3	1
George	65	3	1	0
Greene	83	7	31	5
Grenada	296	5	21	2
Total	25,892	1,039	2,547	511

County	Total Cases	Total Deaths	Total LTC Facility Cases	Total LTC Facility Deaths
Hancock	116	13	8	4
Harrison	642	7	19	2
Hinds	1957	36	103	14
Holmes	507	39	98	19
Humphreys	111	9	18	6
Issaquena	6	1	0	0
Itawamba	115	8	34	7
Jackson	475	16	44	5
Jasper	234	6	0	0
Jefferson	80	3	1	0
Jefferson Davis	101	4	3	1
Jones	1027	48	144	31
Kemper	171	13	37	9
Lafayette	323	4	42	1
Lamar	384	7	3	2
Lauderdale	869	78	201	51
Lawrence	146	1	0	0
Leake	533	17	3	0
Lee	452	15	61	9
Leflore	454	48	168	33
Lincoln	422	33	111	25
Lowndes	431	11	19	6
Madison	1145	32	124	16
Marion	228	11	15	2
Marshall	185	3	4	0
Monroe	340	29	94	24
Montgomery	111	2	0	0
Neshoba	933	64	78	25
Newton	329	8	4	0
Noxubee	234	7	15	3
Oktibbeha	466	23	111	17
Panola	240	6	2	1
Pearl River	236	32	47	12
Total	25,892	1,039	2,547	511

County	Total Cases	Total Deaths	Total LTC Facility Cases	Total LTC Facility Deaths
Perry	56	4	0	0
Pike	334	11	24	6
Pontotoc	202	3	3	1
Prentiss	91	3	24	3
Quitman	63	0	0	0
Rankin	773	12	26	0
Scott	726	14	13	2
Sharkey	23	0	0	0
Simpson	198	3	2	0
Smith	204	11	52	8
Stone	48	1	0	0
Sunflower	238	6	0	0
Tallahatchie	93	2	2	1
Tate	234	6	17	4
Tippah	116	11	0	0
Tishomingo	60	1	2	0
Tunica	82	3	12	2
Union	161	8	20	7
Walthall	166	3	0	0
Warren	398	17	39	9
Washington	419	9	7	1
Wayne	499	10	17	1
Webster	122	10	52	9
Wilkinson	89	9	5	2
Winston	230	4	25	1
Yalobusha	148	7	35	7
Yazoo	445	6	19	2
Total	25,892	1,039	2,547	511

The numbers in this table are provisional. County case numbers and deaths may change as investigation finds new or additional information about residence.

Case Classifications

Mississippi investigates and reports both probable and confirmed cases and deaths according to the [CSTE case definition](#).

	Confirmed	Probable	Total
--	-----------	----------	-------

	Confirmed	Probable	Total
Cases	25,724	168	25,892
Deaths	1,022	17	1,039

Confirmed cases and deaths are generally determined by positive PCR tests, which detect the presence of ongoing coronavirus infection.

Probable cases are those who test positive by other testing methods such as antibody or antigen, and have recent symptoms consistent with COVID-19, indicating a recent infection.

Probable deaths are those individuals with a designation of COVID-19 as a cause of death on the death certificate, but where no confirmatory testing was performed.

Mississippi Cases and Deaths Tables

- ▶ [Mississippi COVID-19 cases by county, race and ethnicity](#) PDF
- ▶ [Mississippi COVID-19 deaths by county, race and ethnicity](#) PDF
- ▶ [Mississippi counties ranked by weekly cases and incidence](#)

Long-Term Care Facility Cases and Outbreaks

Long-term care (LTC) facilities like nursing homes are considered high risk locations because their residents are older or in poor health. Even one case of COVID-19 in these facilities among residents or employees is considered an outbreak. We investigate residents, staff and close contacts of infected individuals for possible exposure. Residential care facilities also represent group living facilities where COVID-19 can be easily spread.

- ▶ [Mississippi COVID-19 cases and deaths in long-term care facilities](#) PDF
Long-term care facilities include nursing homes, personal care homes, assisted living homes, and intermediate care facilities for individuals with intellectual disability (ICF-IID)
- ▶ [Mississippi COVID-19 cases and deaths in residential care facilities](#) PDF
Residential care facilities include psychiatric or chemical dependency residential treatment centers and long-term acute care facilities.

Active Outbreaks

The table of active outbreaks lists all facilities that have reported a current COVID-19 outbreak. Resident and employee totals are for those cases associated with the current outbreak **only**. The reported deaths are those which have occurred only among the cases in the current outbreak.

- ▶ [Mississippi long-term care facilities with active COVID-19 outbreaks](#) PDF
June 26, 2020

Mississippi COVID-19 Map and Charts

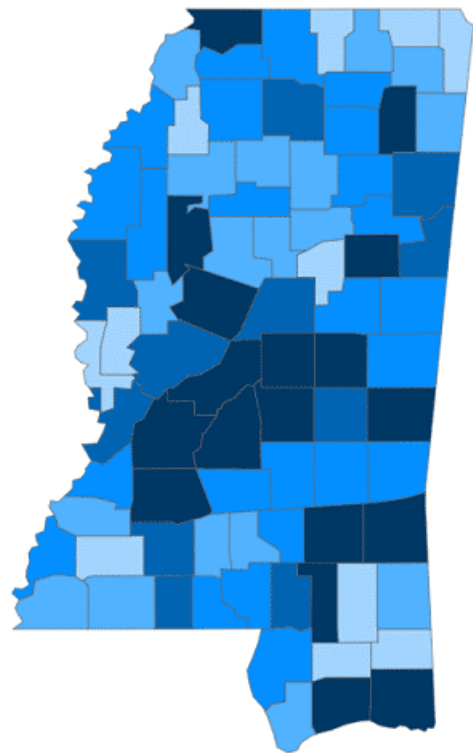
Data Summaries as of June 27

Our state case map and other data charts are also available in interactive form.

- ▶ [View interactive map](#)
- ▶ [View interactive epidemiological trend and syndromic surveillance](#)

The charts below are based on available data at the time of publication. Charts do **not** include cases where insufficient details of the case are known.

Mississippi COVID-19
Cases and Deaths by Race with Ethnicity
as of 6 pm CT, June 27, 2020



1 to 75 76 to 150 151 to 300 301 to 450 >450

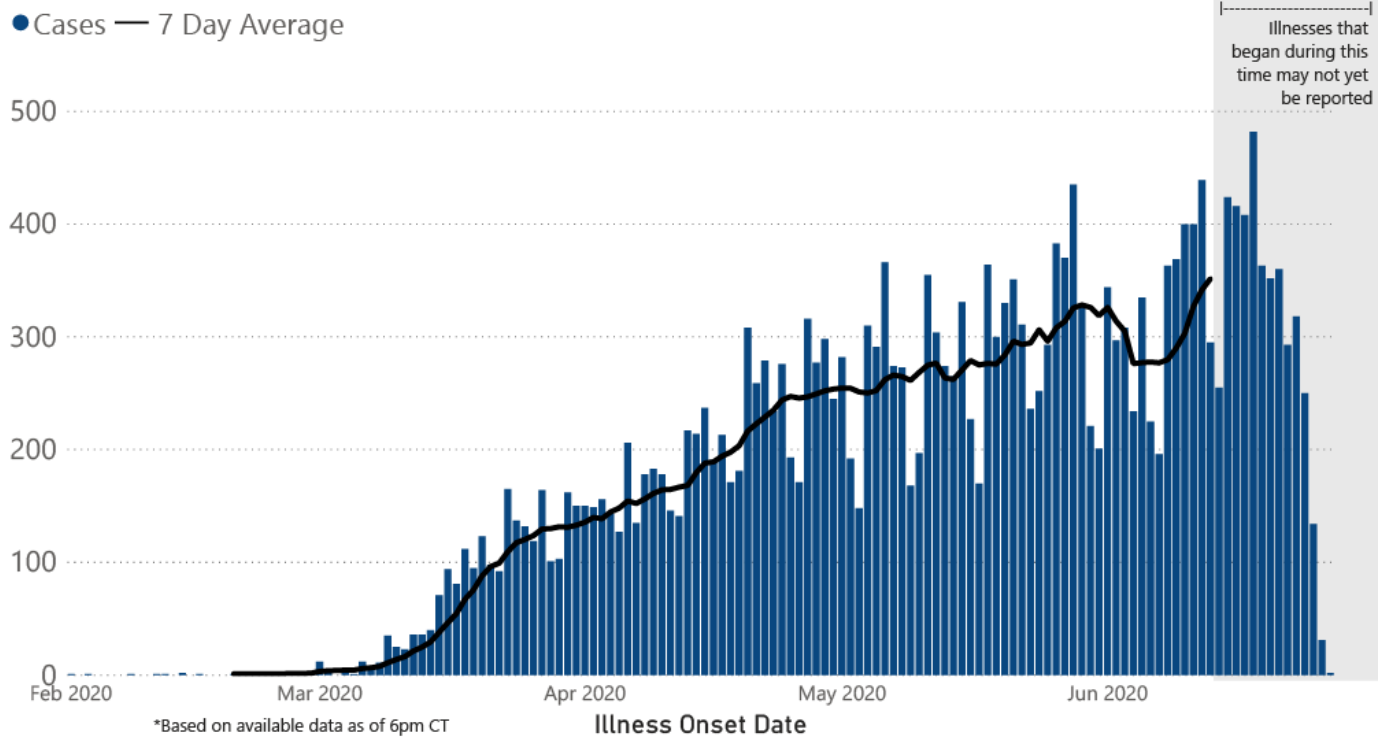
Total Cases
25,892

	American Indian or Alaska Native	Asian	Black	White	Other	Unknown
Non Hispanic	362	73	11,766	6,201	364	73
Hispanic	7	1	45	320	966	36
Unknown Ethnicity	650	10	1,207	721	867	2,223

Total Deaths
1,039

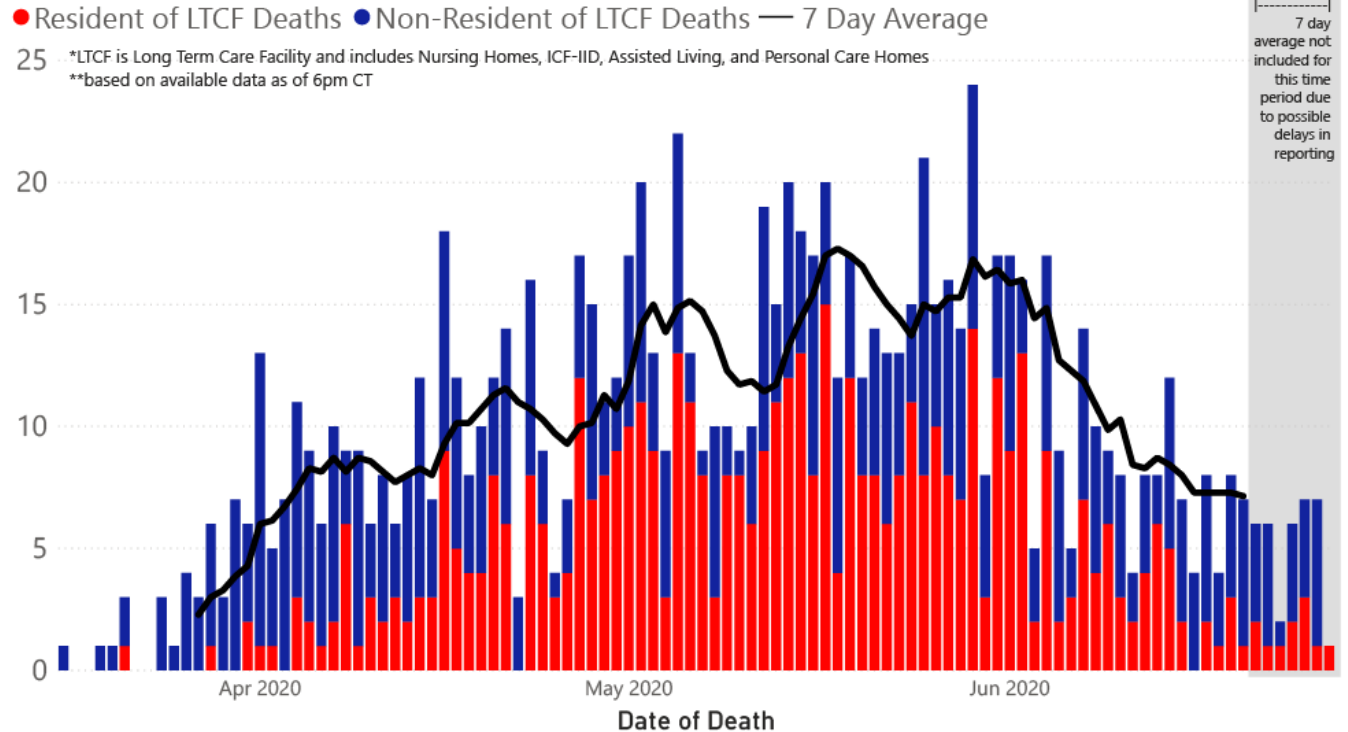
	American Indian or Alaska Native	Asian	Black	White	Other	Unknown
Non Hispanic	44	0	506	404	2	0
Hispanic	1	0	0	7	8	0
Unknown Ethnicity	17	0	17	24	5	4

COVID-19 Cases by Date of Illness Onset through June 27, 2020*, Mississippi



Note: Values up to two weeks in the past on the Date of Illness Onset chart above can change as we update it with new information from disease investigation.

COVID-19 LTCF* and Non-LTCF Deaths by Date of Death through June 27, 2020**, Mississippi

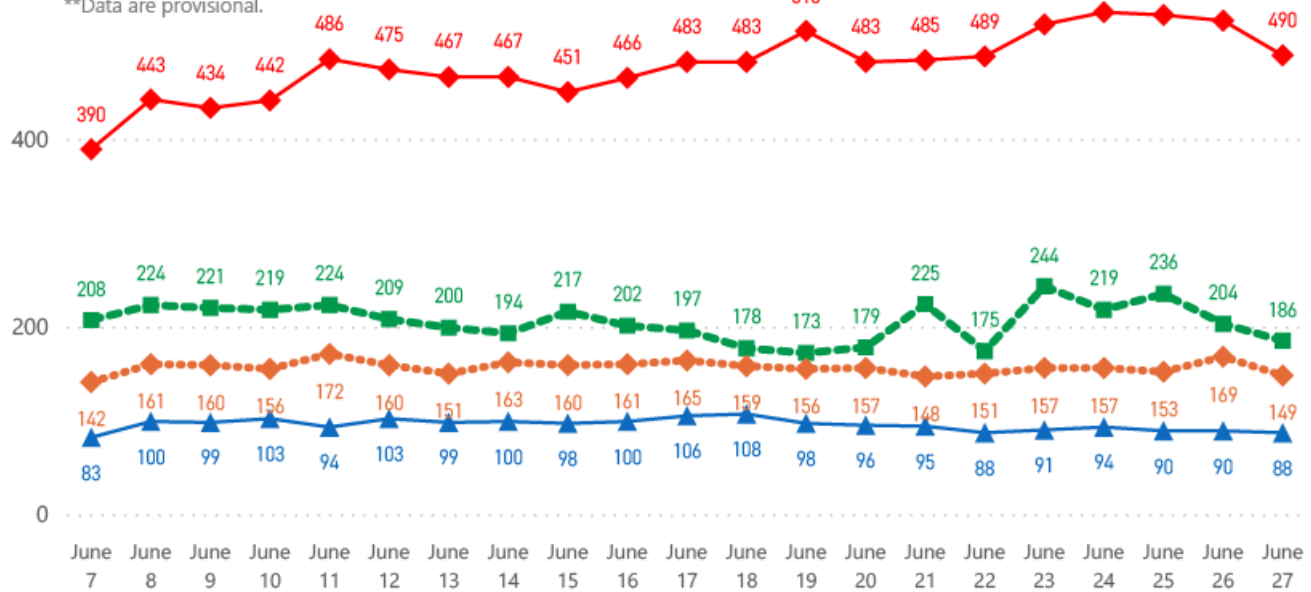


COVID-19 Hospitalizations Reported by MS Hospitals, 6/7/20-6/27/20 *, **

◆ Patients with Confirmed Infection ■ Patients with Suspected Infection ◆ Patients in an ICU ▲ Patients on Ventilators

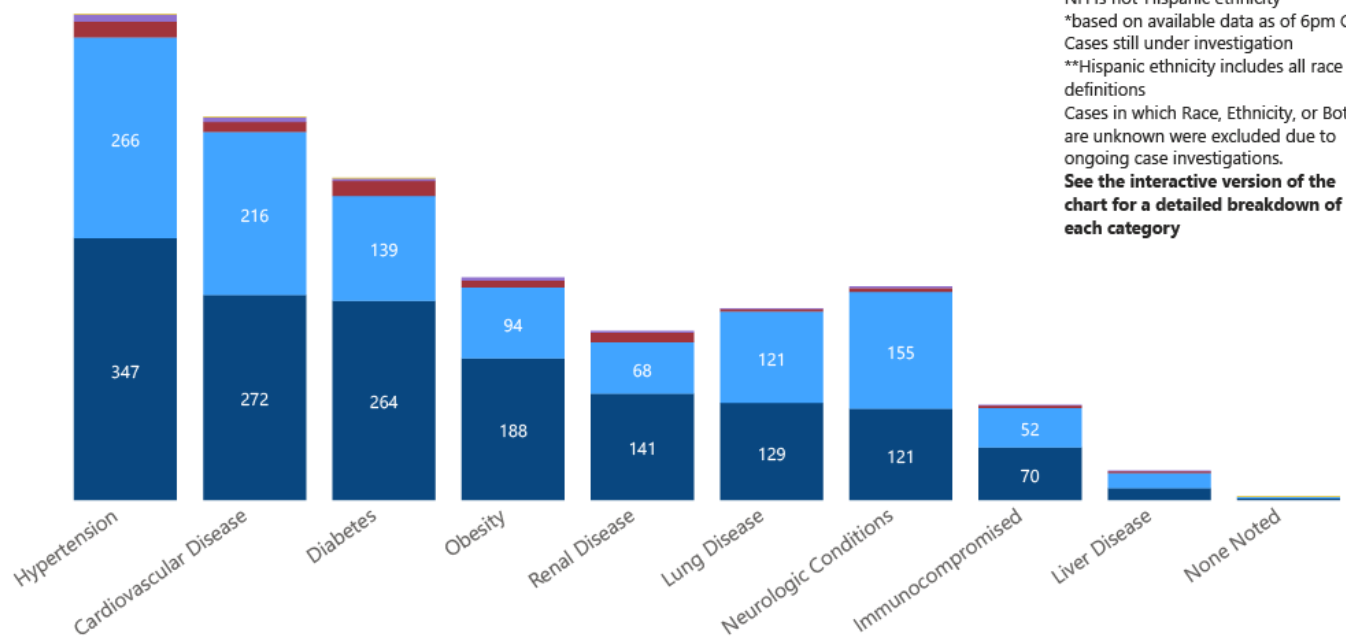
*Patients in ICU and on ventilators are COVID-19 confirmed.

**Data are provisional.



COVID-19 Underlying Conditions in Deaths by Race/Ethnicity through June 27, 2020*, Mississippi

Race/Ethnicity ● Black (NH) ● White (NH) ● American Indian or Alaska Native (NH) ● Hispanic** ● Other (NH) ● Asian (NH)



NH is not-Hispanic ethnicity

*based on available data as of 6pm CT;

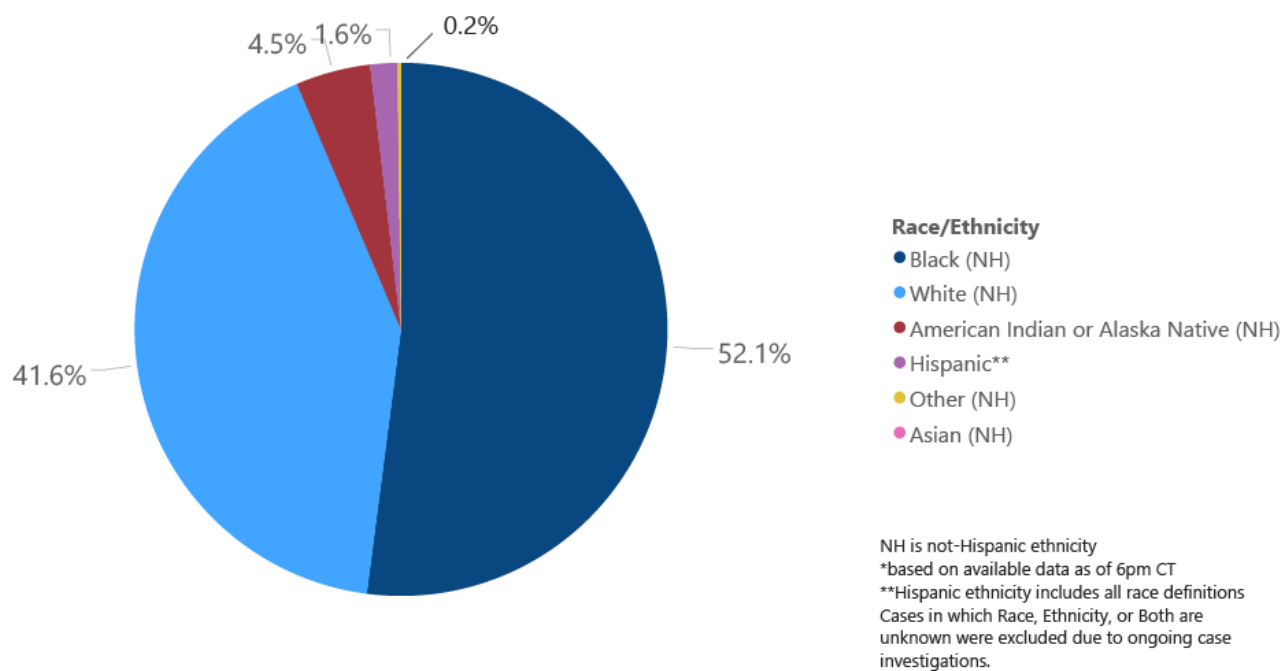
Cases still under investigation

**Hispanic ethnicity includes all race definitions

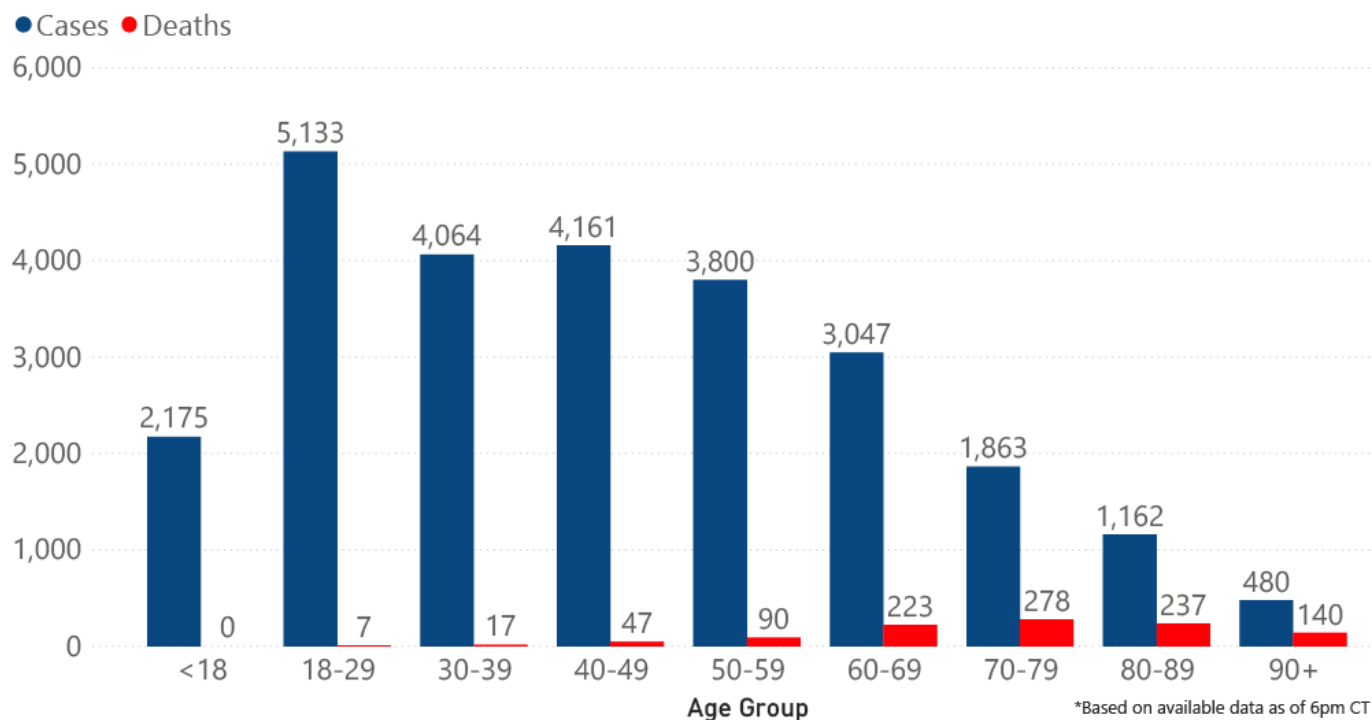
Cases in which Race, Ethnicity, or Both are unknown were excluded due to ongoing case investigations.

See the interactive version of the chart for a detailed breakdown of each category

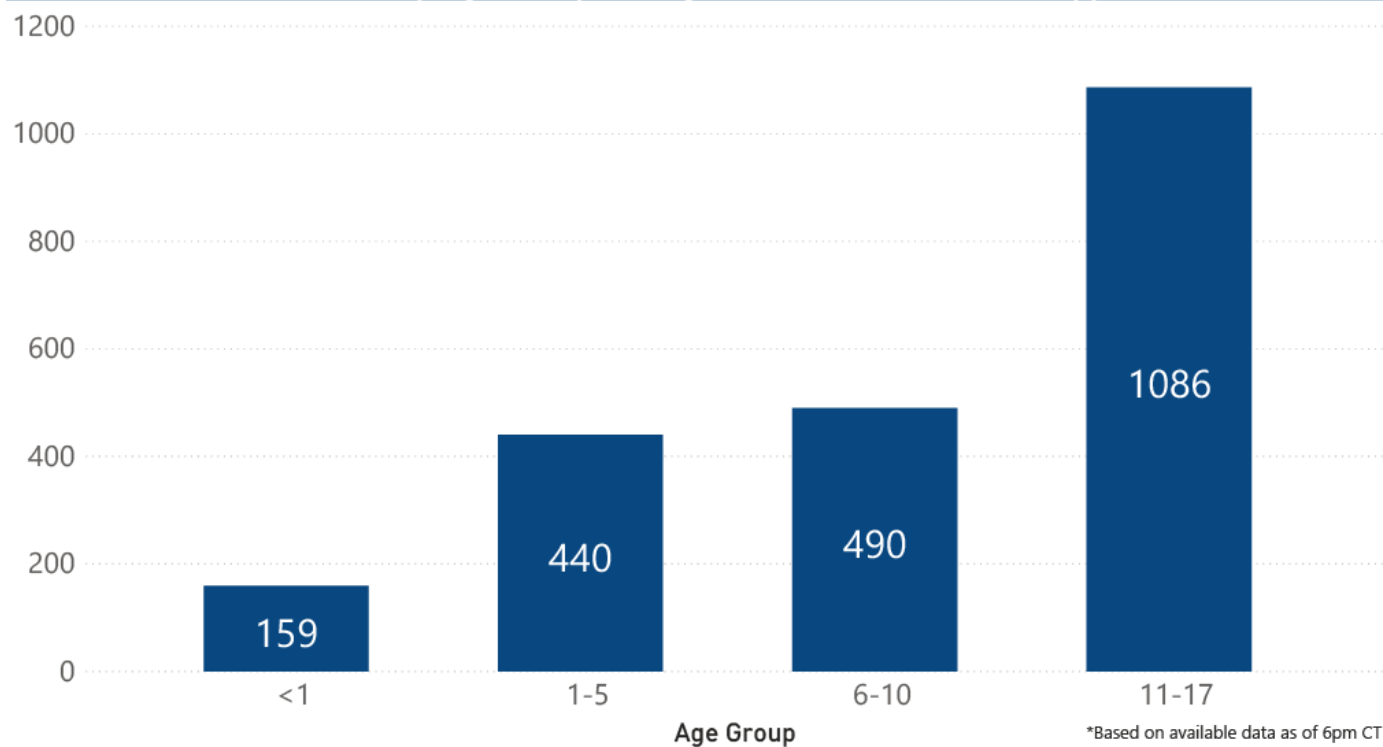
COVID-19 Deaths by Race/Ethnicity through June 27, 2020*, Mississippi



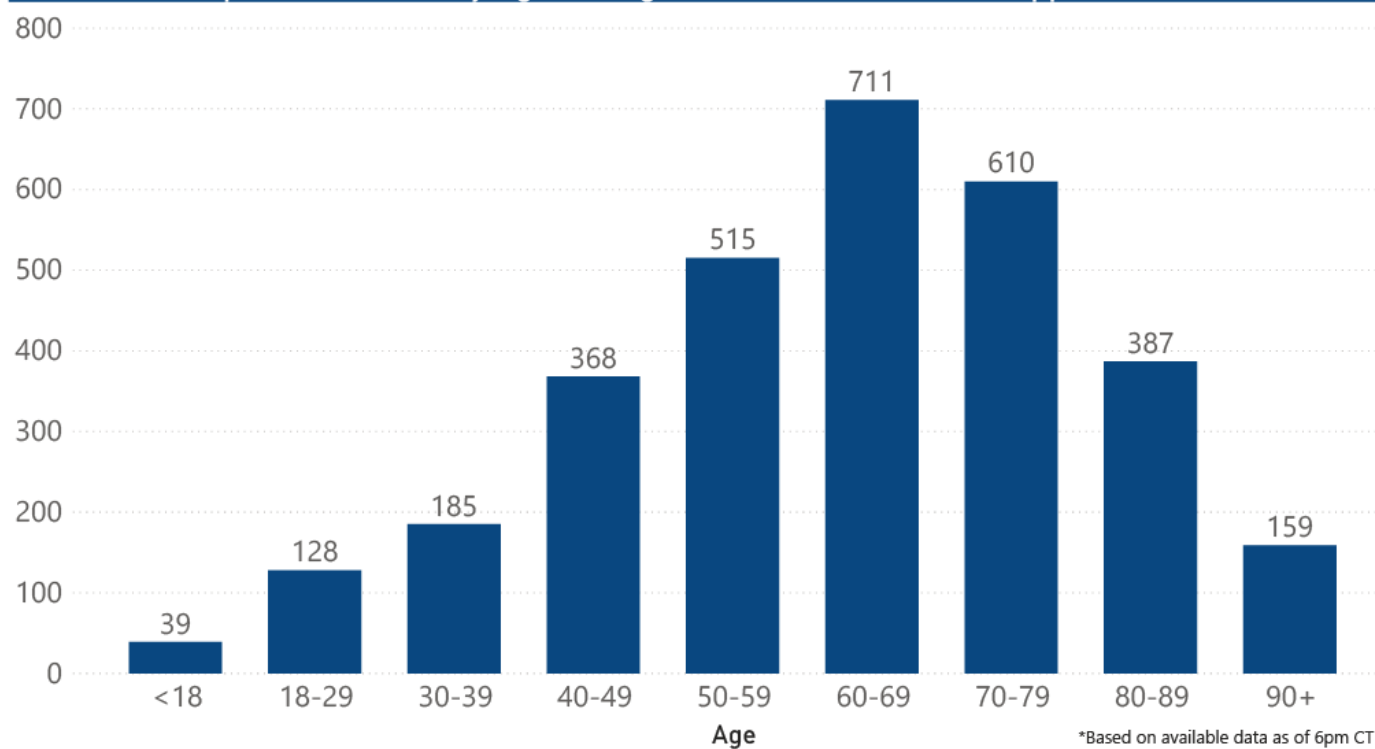
COVID-19 Cases and Deaths by Age Group through June 27, 2020*, Mississippi



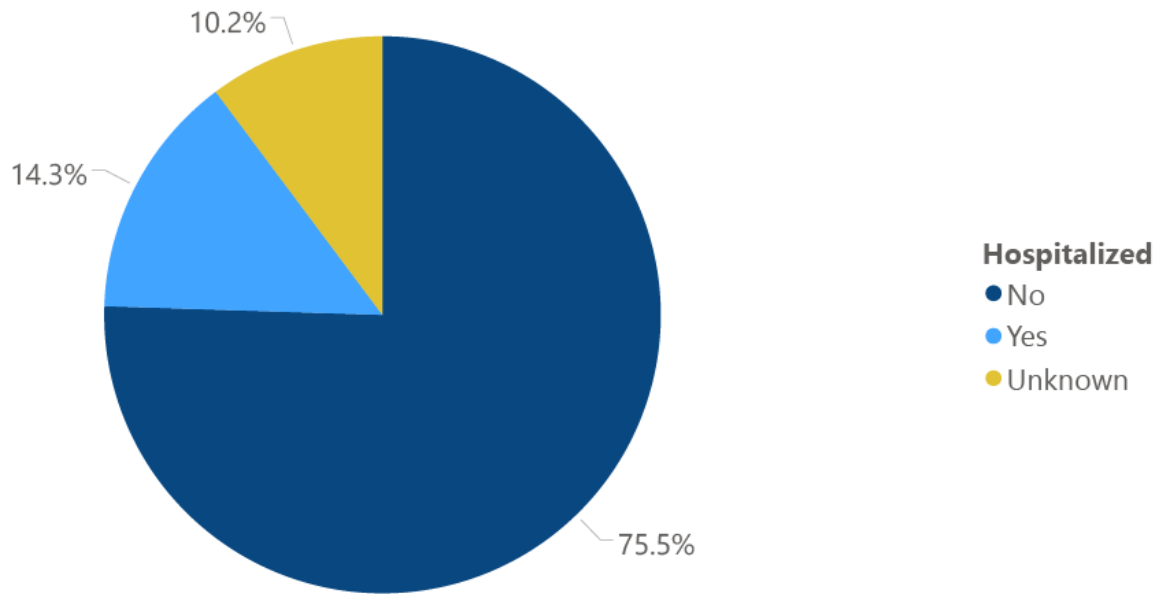
COVID-19 Pediatric Cases by Age Group through June 27, 2020*, Mississippi



COVID-19 Hospitalized Cases by Age through June 27, 2020*, Mississippi

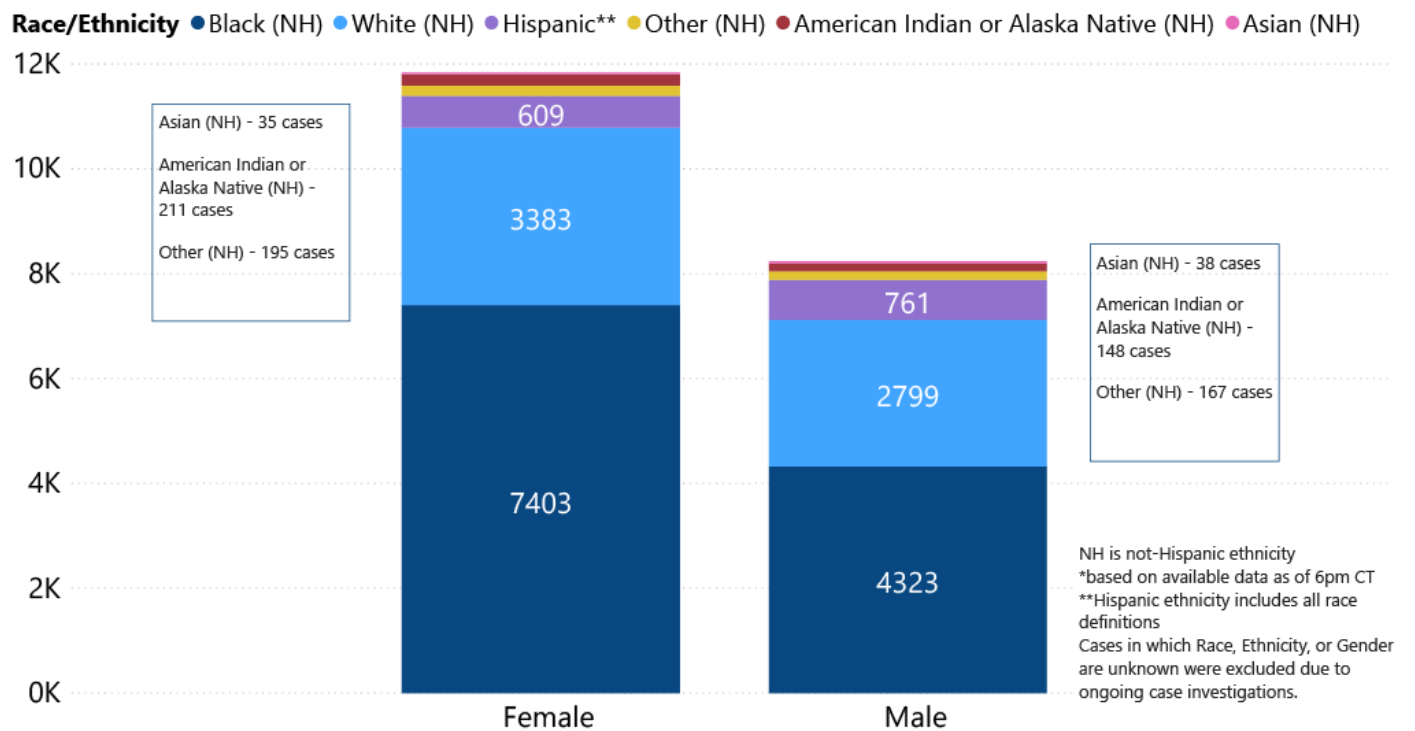


COVID-19 Cumulative Hospitalizations-Investigated Cases June 27, 2020 *



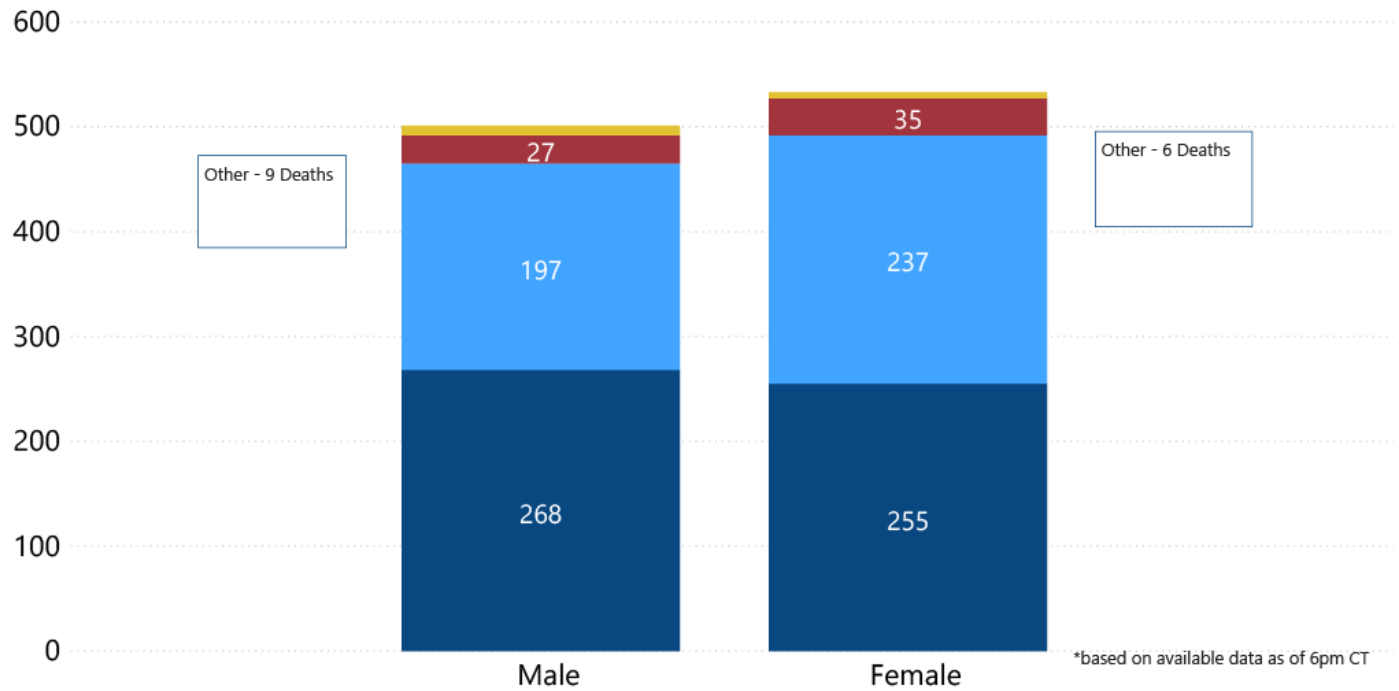
* N=21,723, 4,169 cases excluded due to ongoing investigations, based on available data as of 6 pm CT

COVID-19 Cases by Race/Ethnicity and Gender through June 27, 2020*, Mississippi

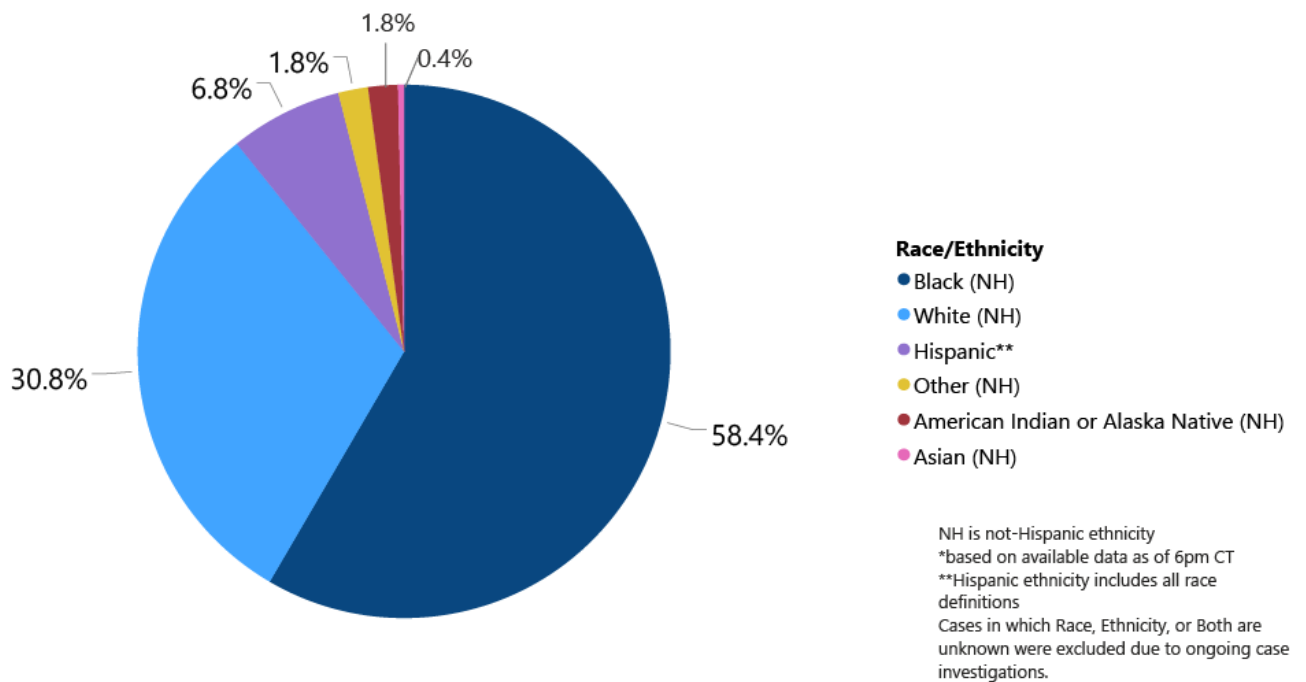


COVID-19 Deaths by Race and Gender through June 27, 2020*, Mississippi

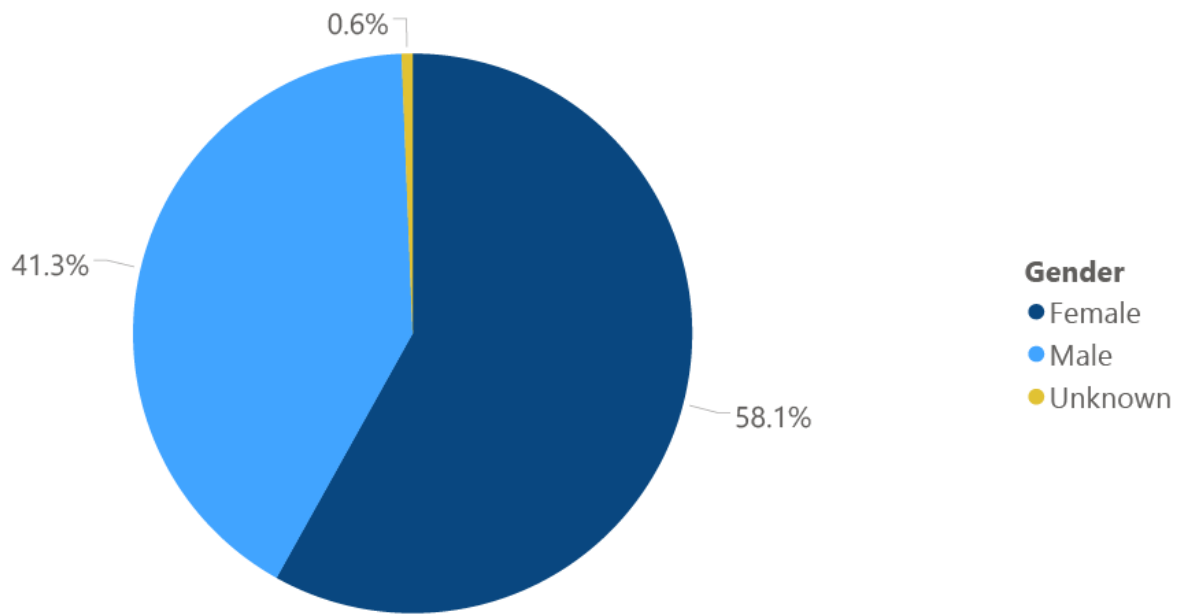
Race ● Black ● White ● American Indian or Alaska Native ● Other ● Asian



COVID-19 Cases by Race/Ethnicity through June 27, 2020*, Mississippi



COVID-19 Cases by Gender through June 27, 2020*, Mississippi



*Based on available data as of 6pm CT

Weekly High Case and High Incidence Counties

These weekly tables count cases based on the date of testing, not the date the test result was reported, and count only those cases where the date of testing is known.

They rank counties by weekly cases, and by incidence (cases proportional to population). A separate table ranking all counties is also available. **All tables updated weekly.**

► [Full tables of counties ranked by weekly incidence and cases](#) PDF

COVID-19 High Case MS Counties Over 1 Week Period (June 15-June 21, 2020*)

County	Cases (June 15-June 21)	Cases per 100,000 (June 15-June 21)	Cases to Date	Cases per 100,000 Total	Percent Change
HINDS	75	31.6	1536	647.9	5%
DESOTO	71	39.0	912	501.1	8%
WARREN	31	67.1	331	716.8	10%
HARRISON	29	14.0	464	224.5	7%
WAYNE	28	137.9	434	2138.1	7%
PANOLA	27	79.0	179	523.7	18%
LINCOLN	24	70.2	378	1105.1	7%
COPIAH	23	80.6	476	1667.7	5%
LAFAYETTE	23	42.0	254	463.6	10%
JONES	21	30.7	928	1355.5	2%
NESHOBA	21	72.1	893	3066.1	2%
PIKE	21	53.1	278	702.7	8%

*based on available data as of 6pm CT

Cases based on test date. Cases without test date excluded due to ongoing investigations.

Table will be updated weekly.

COVID-19 High Incidence MS Counties Over 1 Week Period (June 15-June 21, 2020*)

County	Cases (June 15-June 21)	Cases per 100,000 (June 15-June 21)	Cases to Date	Cases per 100,000 Total	Percent Change
WAYNE	28	137.9	434	2138.1	7%
CLAIBORNE	11	122.2	168	1866.3	7%
COVINGTON	18	95.5	238	1262.4	8%
CARROLL	9	90.8	133	1341.9	7%
WALTHALL	13	89.9	133	919.5	11%
GRENADA	18	85.5	195	926.1	10%
CHICKASAW	14	81.5	196	1141.5	8%
COPIAH	23	80.6	476	1667.7	5%
MONTGOMERY	8	79.8	104	1037.6	8%
PANOLA	27	79.0	179	523.7	18%
TALLAHATCHIE	11	78.6	64	457.6	21%
CLAY	14	72.2	210	1083.3	7%

*based on available data as of 6pm CT

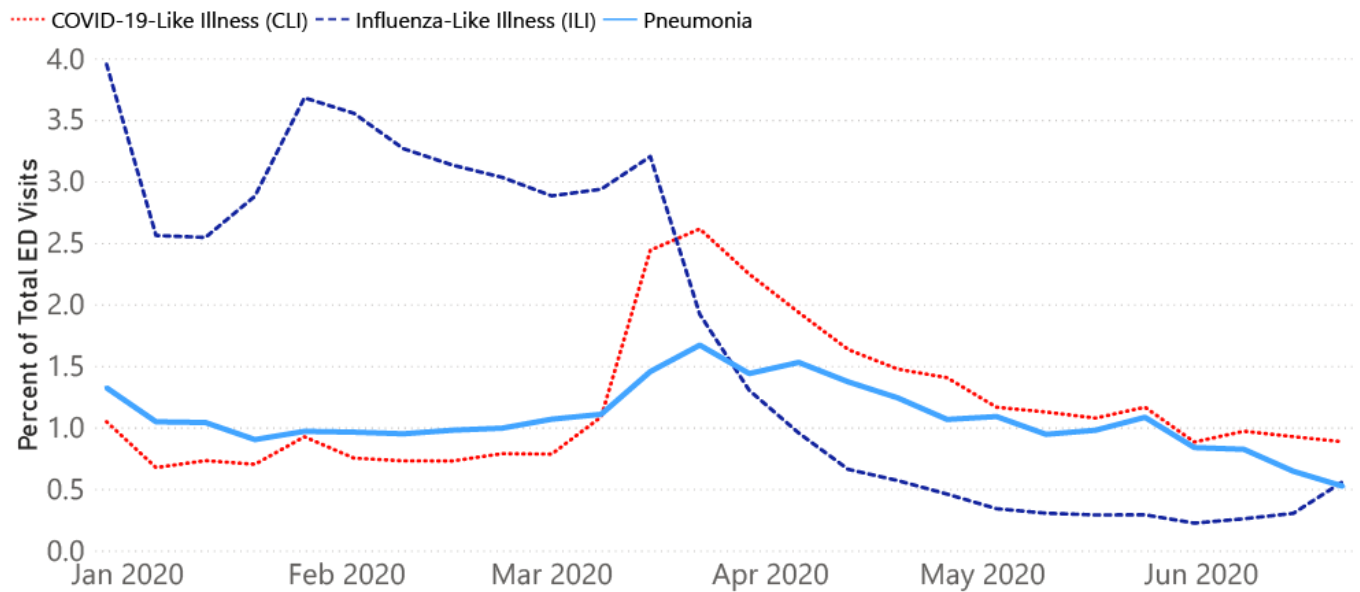
Cases based on test date. Cases without test date excluded due to ongoing investigations.

Table will be updated weekly.

Syndromic Surveillance

Emergency department visits by those with symptoms characteristic of COVID-19, influenza and pneumonia, updated weekly.

Percentage of Emergency Department visits for CLI, ILI, and Pneumonia Cases Weekly Statewide Summary, December 29, 2019 - June 21, 2020



*The graph represents syndromic surveillance data from emergency department visits, reported electronically by hospitals throughout the state, that are consistent with COVID-19-Like Illness (CLI), Influenza-Like Illness (ILI), and Pneumonia. Based on available data as of 6pm CT. Graph will be updated weekly.

Estimated Recoveries

Presumed COVID-19 cases recovered, estimated weekly (does not include cases still under investigation).

COVID-19 Presumed Recovered Cases through June 21, 2020, Mississippi

17,242
Presumed Recovered*

*Reflects Provisional Estimates. Presumed Recovered if:

- 1) It has been 14 days or more since the case tested positive, if they were not hospitalized
- 2) It has been 21 days or more since the case tested positive, if they were hospitalized or hospitalization was unknown.

All deaths excluded. Presumed recovered counts will be updated weekly.

U.S. and World Cases

- ▶ [COVID-19 cases in the United States \(CDC\)](#)
- ▶ [U.S. COVID-19 Tracker \(CDC\)](#)
- ▶ [COVID-19 Global Case Map \(Johns Hopkins University\)](#)

COVID-19 Testing

Statewide Combined Testing as of June 27

COVID-19 testing providers around the state include commercial laboratories as well as hospital labs. Combined with testing done by the MSDH Public Health Laboratory, the figures provide a complete picture of all Mississippi testing.

PCR testing detects current, active COVID-19 infection in an individual.

Antibody (serology) testing identifies individuals with past COVID-19 infection based on antibodies they develop one to three weeks after infection.

	Total tests	PCR	Antibody
MSDH Public Health Laboratory	51,898	51,898	0
Other testing providers	239,965	228,122	11,843
Total tests for COVID-19 statewide	291,863	280,020	11,843

MSDH Individuals Tested as of June 27

MSDH Public Health Laboratory (MPHL) testing totals as of 3 p.m. These totals are for tests performed at the MPHL only.

- Total individuals tested by the MPHL: **47,251**
- Total positive individuals from MPHL tests: **4,118**

Getting Tested for COVID-19

The MSDH Public Health Laboratory, its partners, and private providers are testing statewide for COVID-19.

Anyone with symptoms of fever, severe cough or severe chest pains – especially those who are older or in poor health – should make arrangements for testing with their doctor or one of the many healthcare providers now performing testing. Healthcare providers can assess your health history and symptoms, and perform testing for COVID-19 as needed. MSDH is also helping conduct free drive-up testing sites in many parts of the state. **Always call ahead to the testing provider for instructions on safely being examined before you visit for your test.**

- ▶ [Find a COVID-19 testing provider near you](#)

- ▶ [Video: A tour through COVID-19 testing at the MSDH Public Health Lab](#)

Prevention and Guidance for Individuals and the Community

- ▶ [Preventive steps to take, recommendations, guidance and general information on COVID-19](#)

Subscribe to our free newsletter and health alerts:



Last reviewed on Mar 5,

2020

[error on this](#)

[email page](#)

[print](#)

Related resources

- ▶ [Local COVID-19 Testing Providers](#)
- ▶ [COVID-19 Guidance and Prevention for Individuals and the Community](#)

Updated June 18, 2020

More topics

- ▶ [\[Espanol, Tieng Viet, ASL \]](#)
- ▶ [Diagnostic Testing EUA](#)
- ▶ [Handouts and Posters](#)
- ▶ [Healthcare Professionals](#)
- ▶ [Interactive Map and Charts](#)
- ▶ [Prevention and Safety Guidance](#)
- ▶ [Testing for COVID-19](#)



AGENCY

[About Us](#)

[Administration](#)

[Board of Health](#)

[County Offices](#)

[Institutional Review](#)

[Jobs](#)

[Locations](#)

[Public Health Laboratory](#)

[RFPs/Grants](#)

[More »](#)

[Intranet](#)

[OHIT+ER Service Center](#)

[Webmail](#)

INFORMATION

[Apps](#)

[Calendar of Events](#)

[Contact Us](#)

[Meetings](#)

[Health Resources](#)

[Hotlines](#)

[Locations](#)

[News](#)

[Newsletter](#)

[Phone Numbers](#)

[Español](#)

I NEED A ...

[Birth Certificate](#)

[Certificate of Need](#)

[Children's Health Insurance](#)

[Complaint Form](#)

[Criminal History Check](#)

[Death Certificate](#)

[Divorce Record](#)

[Food Permit](#)

[Immunization Record](#)

[J-1 Visa](#)

[License Verification](#)

[Marriage Record](#)

[Professional License](#)

[Public Records Request](#)

[Wastewater Application](#)

PUBLICATIONS

[Annual Report](#)

[CON Weekly Reports](#)

[Health Facilities Directory](#)

[Mississippi Morbidity Reports](#)

[Public Health Report](#)

[State Health Plan](#)

[Strategic Plan](#)

[More »](#)

