

Coronavirus Disease 2019 (COVID-19)

Updated June 29, 2020



The national Centers for Disease Control and Prevention (CDC) and the Mississippi State Department of Health continue to closely monitor the outbreak of respiratory illnesses caused by the novel (new) coronavirus COVID-19, and are working to limit the spread of cases nationally and in Mississippi. MSDH is actively working with doctors and hospitals to quickly identify cases and respond effectively to limit this outbreak.



If you are waiting for test results, it is essential to remain at home if you have symptoms of COVID-19.

Do not go to work or leave home. Stay in a specific room at home and avoid contact with other family members as much as possible.

If you are awaiting results from a **routine screening** test, but have no symptoms, you may return to work under the guidance of your employer (unless otherwise directed by the Mississippi State Department of Health).

► [More important steps for you and your family](#)

Healthcare Professionals

Guidances and more →

- [MSDH guidances](#)
- [Specimens](#)
- [Lab dropoff](#)
- [CDC guidances](#)
- [MS-HAN Alerts](#)

[ALL HEALTHCARE](#)

Current Cases and Statistics

County and state data →

- [Current cases and deaths](#)
- [Map and charts](#)
- [Long-term care facilities](#)
- [Lab testing](#)
- [Recoveries](#)

[ALL STATISTICS](#)

Re-opening, Safety and Testing

Personal and community →

- ▶ [Re-opening guidance](#)
- ▶ [Find COVID-19 testing](#)
- ▶ [After you get tested](#)
- ▶ [Personal protection](#)
- ▶ [Community prevention](#)
- ▶ [General information](#)

ALL PREVENTION

Mississippi Coronavirus Hotline (7 days a week, 7 a.m.–7 p.m.): **877-978-6453**
Hard of hearing? Dial 711 for assistance.

COVID-19 in Mississippi

New Cases and Deaths as of June 28

NEW CASES

675

New COVID-19 positive tests results reported to MSDH as of 6 p.m. yesterday.

NEW DEATHS

20

New COVID-19 related deaths reported to MSDH as of 6 p.m. yesterday.

Tallahatchie	1
Winston	1

* **18** confirmed COVID-19 related deaths occurred between May 5 and June 22, identified from death certificate reports. The additional deaths were reported in the following counties:

Clarke	2
Clay	1

Hinds	2
Holmes	1
Jones	1
Leake	2
Neshoba	4
Newton	1
Noxubee	1
Oktibbeha	1
Scott	1
Union	1

LTC OUTBREAKS

87

Current outbreaks in long-term care facilities only. (One or more cases among staff or residents counts as an outbreak.)

About our case counts: We currently update our case totals each morning based on test results from the previous day. Outside laboratories also report positive test results to us, which are included in our totals.

County case numbers and deaths may change as investigation finds new or additional information.

Cases and Deaths by County

Totals of all reported cases since March 11, including those in long-term care (LTC) facilities.

County	Total Cases	Total Deaths	Total LTC Facility Cases	Total LTC Facility Deaths
Adams	253	18	44	10
Alcorn	53	1	1	0
Amite	80	2	12	2
Attala	347	23	89	19
Benton	27	0	1	0
Bolivar	254	13	28	4
Calhoun	114	4	23	4
Carroll	149	11	45	9
Chickasaw	246	18	36	11
Choctaw	71	4	0	0
Claiborne	220	10	43	8
Total	26,567	1,059	2,574	516

County	Total Cases	Total Deaths	Total LTC Facility Cases	Total LTC Facility Deaths
Clarke	196	24	19	9
Clay	237	8	0	0
Coahoma	180	6	0	0
Copiah	558	13	29	3
Covington	269	5	1	0
Desoto	1293	15	18	4
Forrest	786	42	95	29
Franklin	35	2	3	1
George	72	3	1	0
Greene	88	7	34	5
Grenada	355	5	21	2
Hancock	120	13	8	4
Harrison	688	7	21	2
Hinds	2048	38	124	14
Holmes	514	40	98	20
Humphreys	115	9	18	6
Issaquena	6	1	0	0
Itawamba	119	8	34	7
Jackson	493	16	43	5
Jasper	239	6	0	0
Jefferson	83	3	1	0
Jefferson Davis	102	4	3	1
Jones	1033	49	144	32
Kemper	172	13	37	9
Lafayette	330	4	42	1
Lamar	393	7	3	2
Lauderdale	872	78	201	51
Lawrence	149	1	0	0
Leake	533	19	3	0
Lee	460	15	61	9
Leflore	455	48	168	33
Lincoln	430	33	111	25
Lowndes	438	11	19	6
Total	26,567	1,059	2,574	516

County	Total Cases	Total Deaths	Total LTC Facility Cases	Total LTC Facility Deaths
Madison	1181	32	124	16
Marion	233	11	15	2
Marshall	195	3	4	0
Monroe	342	29	94	24
Montgomery	112	2	0	0
Neshoba	938	68	78	25
Newton	329	9	4	0
Noxubee	242	8	15	3
Oktibbeha	477	24	111	18
Panola	246	6	2	1
Pearl River	237	32	47	12
Perry	59	4	0	0
Pike	347	11	24	6
Pontotoc	203	3	3	1
Prentiss	94	3	24	3
Quitman	65	0	0	0
Rankin	798	12	27	0
Scott	733	15	13	2
Sharkey	24	0	0	0
Simpson	209	3	2	0
Smith	203	11	52	8
Stone	50	1	0	0
Sunflower	247	6	0	0
Tallahatchie	93	3	2	1
Tate	242	6	17	4
Tippah	119	11	0	0
Tishomingo	61	1	2	0
Tunica	88	3	12	2
Union	166	9	20	8
Walthall	168	3	0	0
Warren	409	17	39	9
Washington	427	9	8	1
Wayne	509	10	17	1
Total	26,567	1,059	2,574	516

County	Total Cases	Total Deaths	Total LTC Facility Cases	Total LTC Facility Deaths
Webster	122	10	52	9
Wilkinson	89	9	5	2
Winston	230	5	25	2
Yalobusha	151	7	35	7
Yazoo	454	6	19	2
Total	26,567	1,059	2,574	516

The numbers in this table are provisional. County case numbers and deaths may change as investigation finds new or additional information about residence.

Case Classifications

Mississippi investigates and reports both probable and confirmed cases and deaths according to the [CSTE case definition](#).

	Confirmed	Probable	Total
Cases	26,400	167	26,567
Deaths	1,042	17	1,059

Confirmed cases and deaths are generally determined by positive PCR tests, which detect the presence of ongoing coronavirus infection.

Probable cases are those who test positive by other testing methods such as antibody or antigen, and have recent symptoms consistent with COVID-19, indicating a recent infection.

Probable deaths are those individuals with a designation of COVID-19 as a cause of death on the death certificate, but where no confirmatory testing was performed.

Mississippi Cases and Deaths Tables

- ▶ [Mississippi COVID-19 cases by county, race and ethnicity](#) PDF
- ▶ [Mississippi COVID-19 deaths by county, race and ethnicity](#) PDF
- ▶ [Mississippi counties ranked by weekly cases and incidence](#)

Long-Term Care Facility Cases and Outbreaks

Long-term care (LTC) facilities like nursing homes are considered high risk locations because their residents are older or in poor health. Even one case of COVID-19 in these facilities among residents or employees is considered an outbreak. We investigate residents, staff and close contacts of infected individuals for possible exposure. Residential care facilities also represent group living facilities where COVID-19 can be easily spread.

- ▶ [Mississippi COVID-19 cases and deaths in long-term care facilities](#) PDF
Long-term care facilities include nursing homes, personal care homes, assisted living homes, and intermediate care facilities for individuals with intellectual disability (ICF-IID)
- ▶ [Mississippi COVID-19 cases and deaths in residential care facilities](#) PDF
Residential care facilities include psychiatric or chemical dependency residential treatment centers and long-term acute care facilities.

The table of active outbreaks lists all facilities that have reported a current COVID-19 outbreak. Resident and employee totals are for those cases associated with the current outbreak **only**. The reported deaths are those which have occurred only among the cases in the current outbreak.

► [Mississippi long-term care facilities with active COVID-19 outbreaks](#) PDF
June 26, 2020

Mississippi COVID-19 Map and Charts

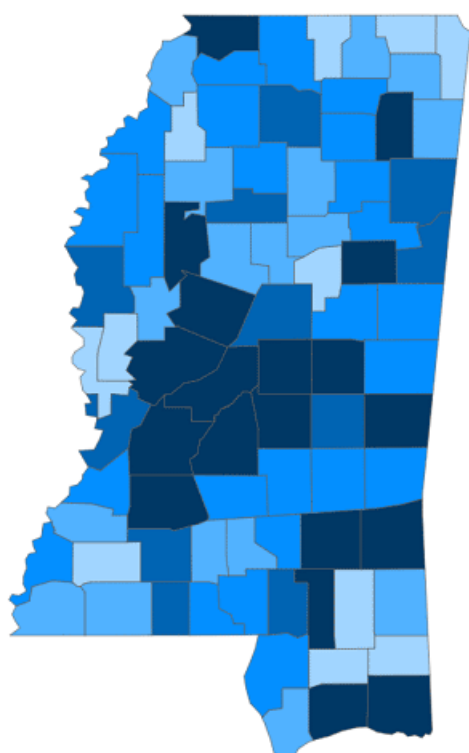
Data Summaries as of June 28

Our state case map and other data charts are also available in interactive form.

- [View interactive map](#)
- [View interactive epidemiological trend and syndromic surveillance](#)
- [View interactive hospitalization chart](#)

The charts below are based on available data at the time of publication. Charts do **not** include cases where insufficient details of the case are known.

Mississippi COVID-19
Cases and Deaths by Race with Ethnicity
as of 6 pm CT, June 28, 2020



● 1 to 75 ● 76 to 150 ● 151 to 300 ● 301 to 450 ● >450

Total Cases

26,567

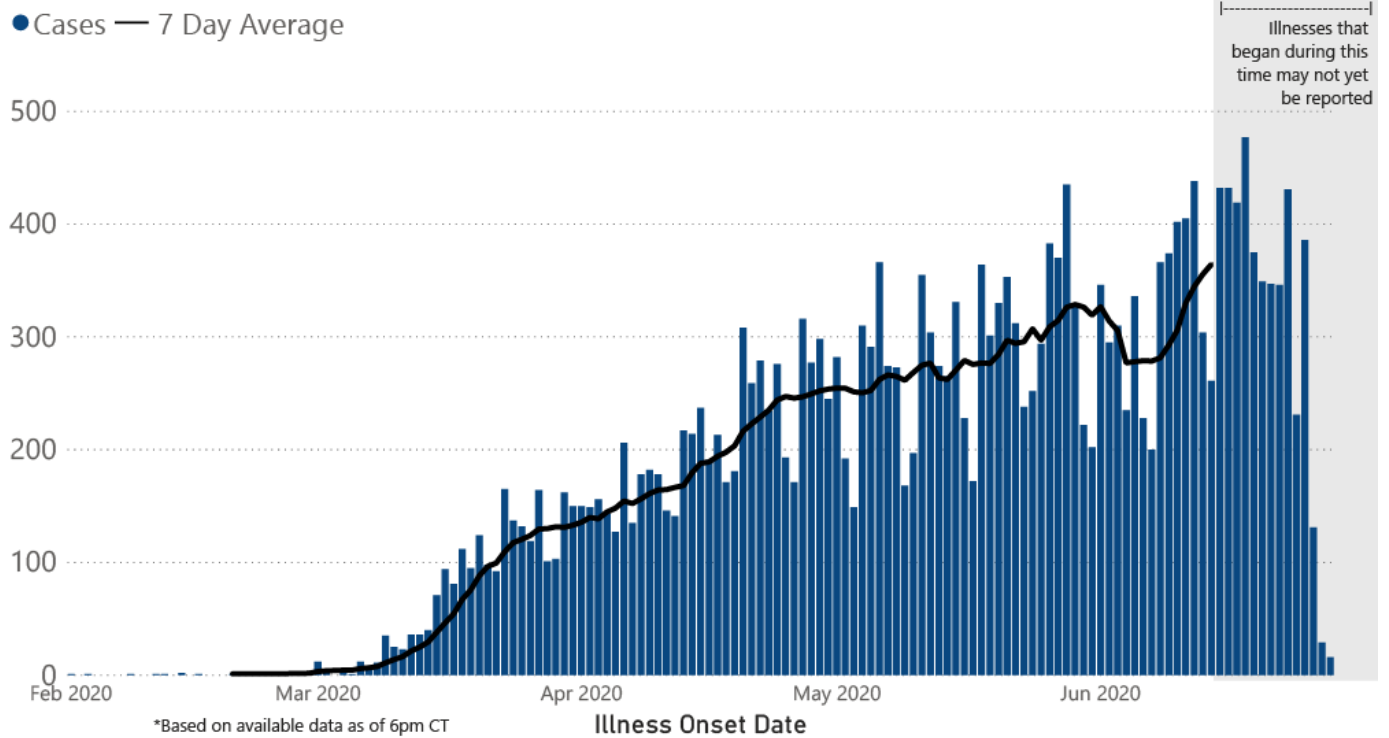
	American Indian or Alaska Native	Asian	Black	White	Other	Unknown
Non Hispanic	369	75	12,009	6,310	365	73
Hispanic	7	1	45	329	969	37
Unknown Ethnicity	644	10	1,207	729	1,040	2,348

Total Deaths

1,059

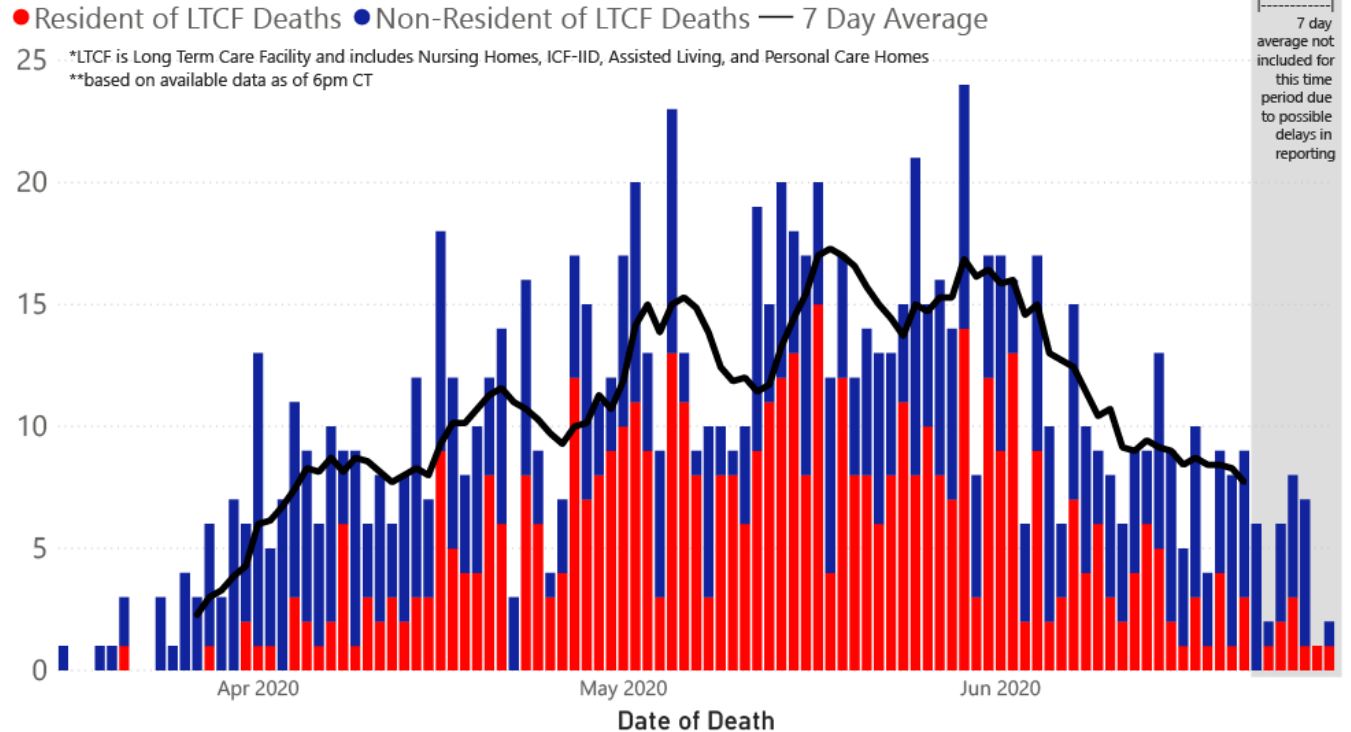
	American Indian or Alaska Native	Asian	Black	White	Other	Unknown
Non Hispanic	49	0	517	406	2	0
Hispanic	1	0	0	7	8	0
Unknown Ethnicity	18	0	17	25	5	4

COVID-19 Cases by Date of Illness Onset through June 28, 2020*, Mississippi

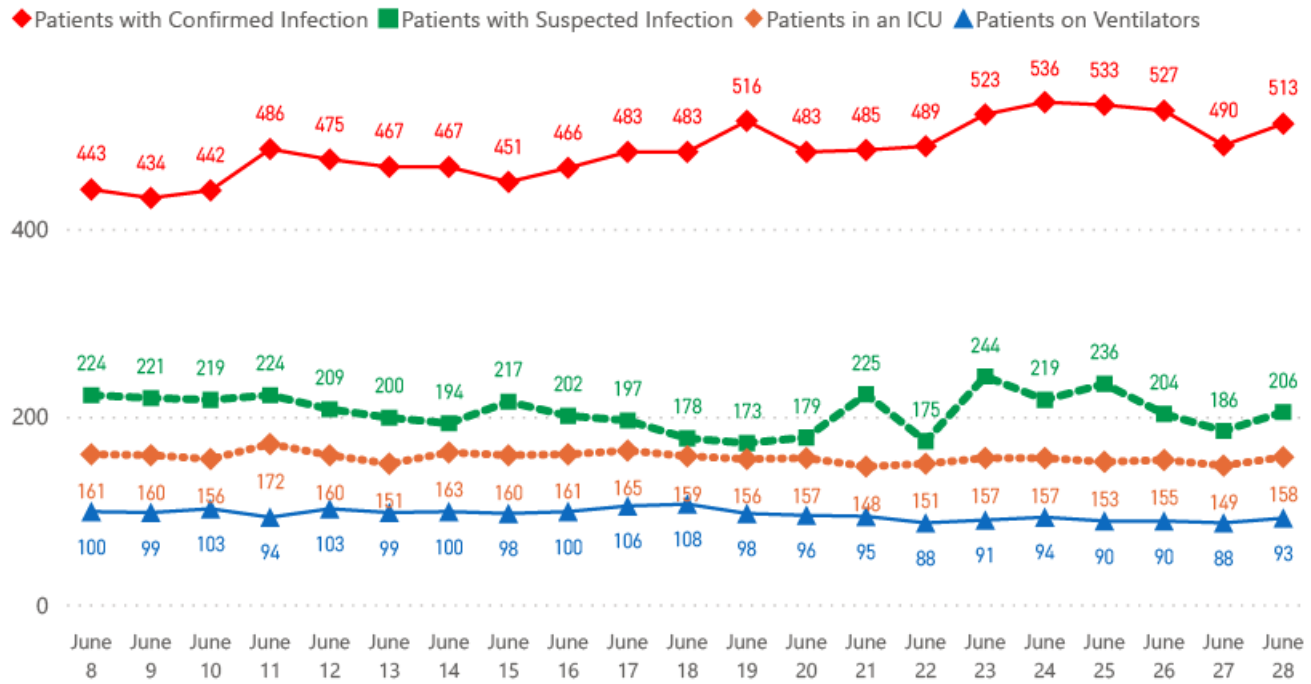


Note: Values up to two weeks in the past on the Date of Illness Onset chart above can change as we update it with new information from disease investigation.

COVID-19 LTCF* and Non-LTCF Deaths by Date of Death through June 28, 2020**, Mississippi

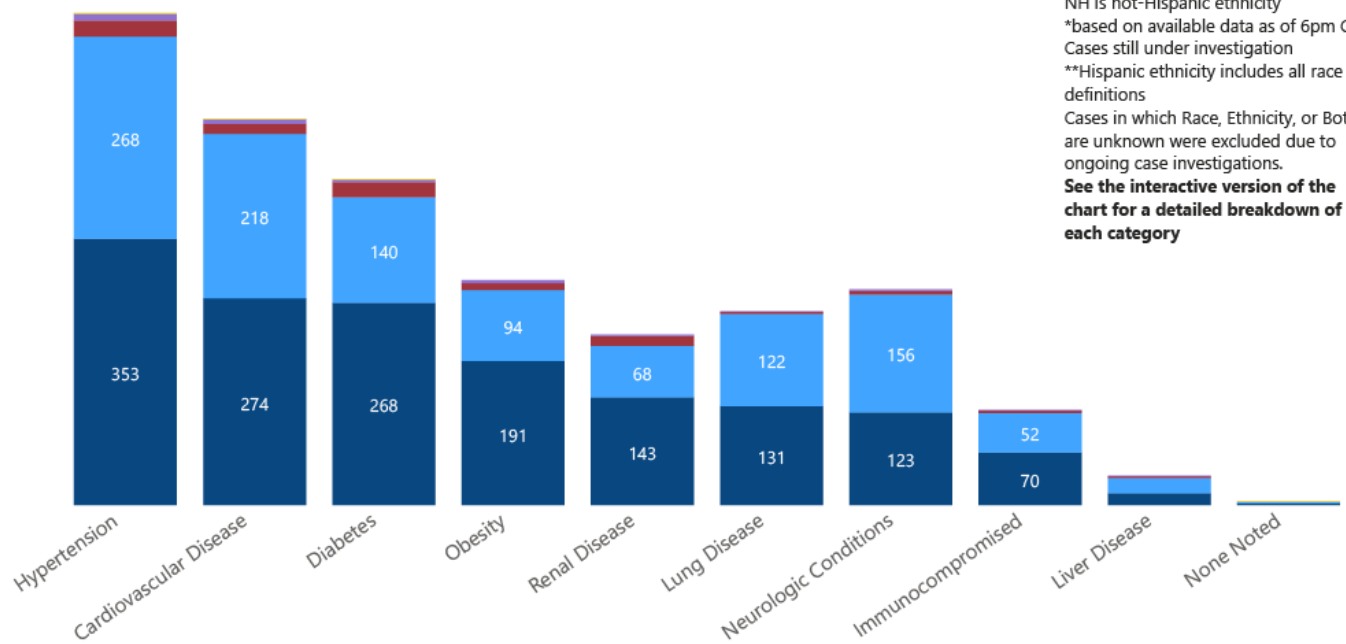


COVID-19 Hospitalizations Reported by MS Hospitals, 6/8/20 - 6/28/20 *, **

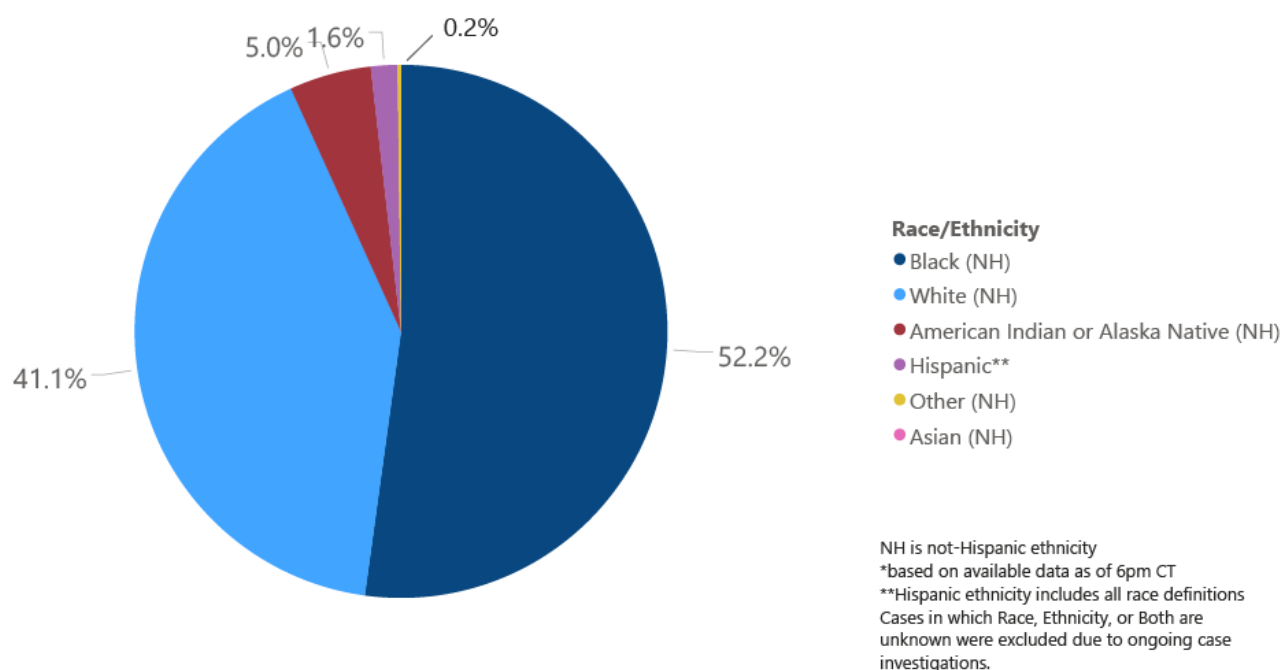


COVID-19 Underlying Conditions in Deaths by Race/Ethnicity through June 28, 2020*, Mississippi

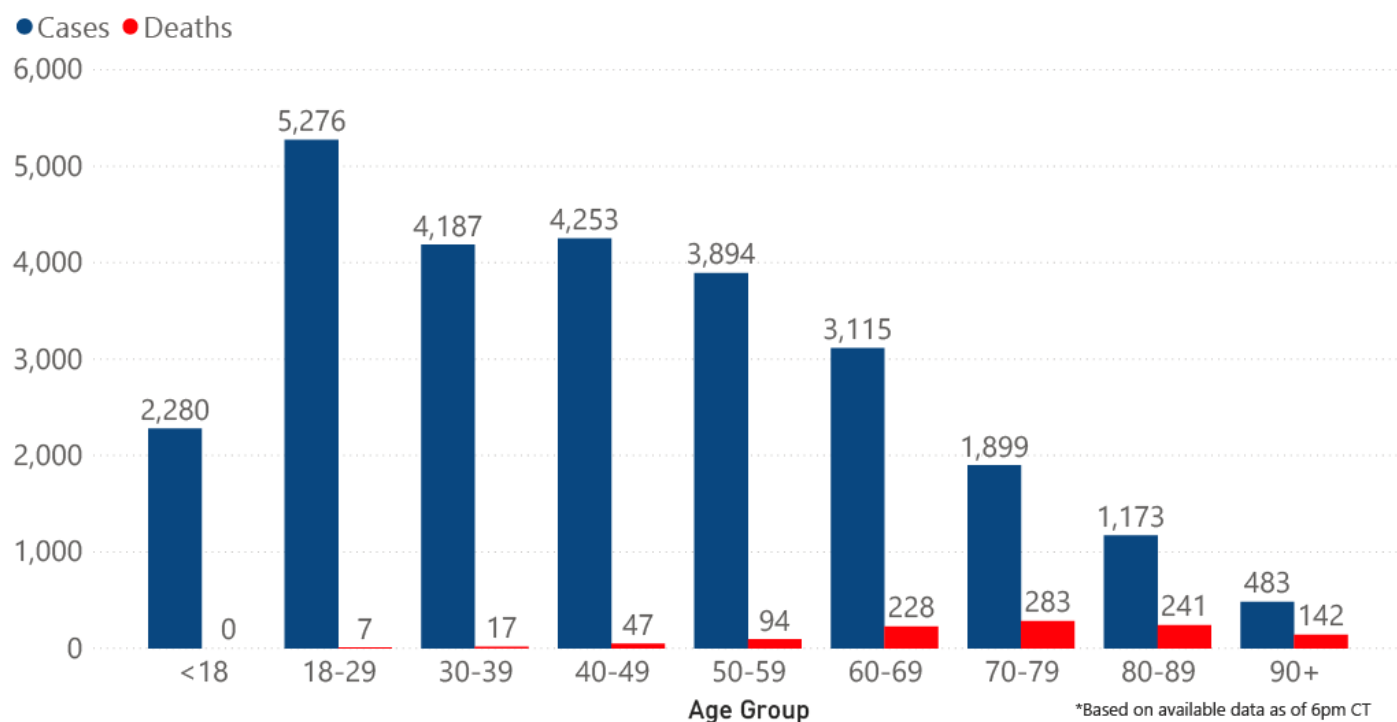
Race/Ethnicity ● Black (NH) ● White (NH) ● American Indian or Alaska Native (NH) ● Hispanic** ● Other (NH) ● Asian (NH)



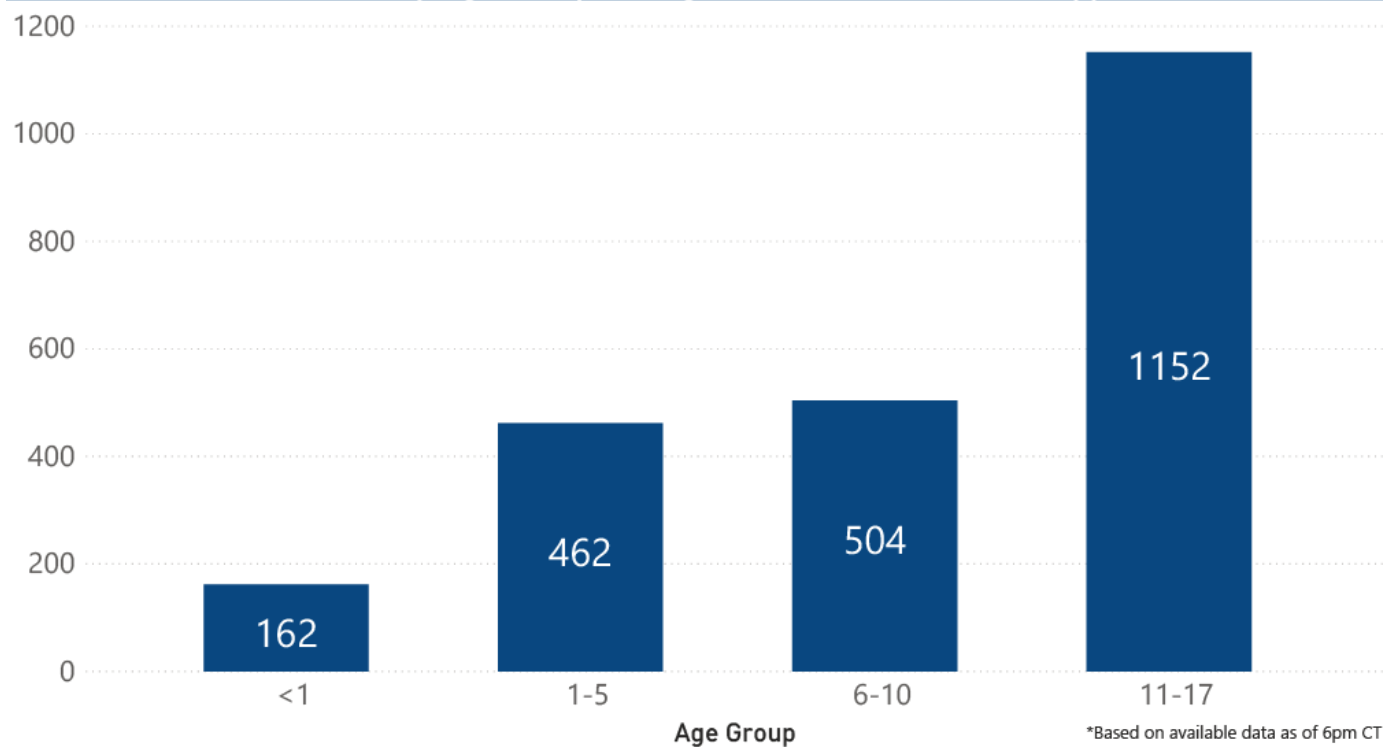
COVID-19 Deaths by Race/Ethnicity through June 28, 2020*, Mississippi



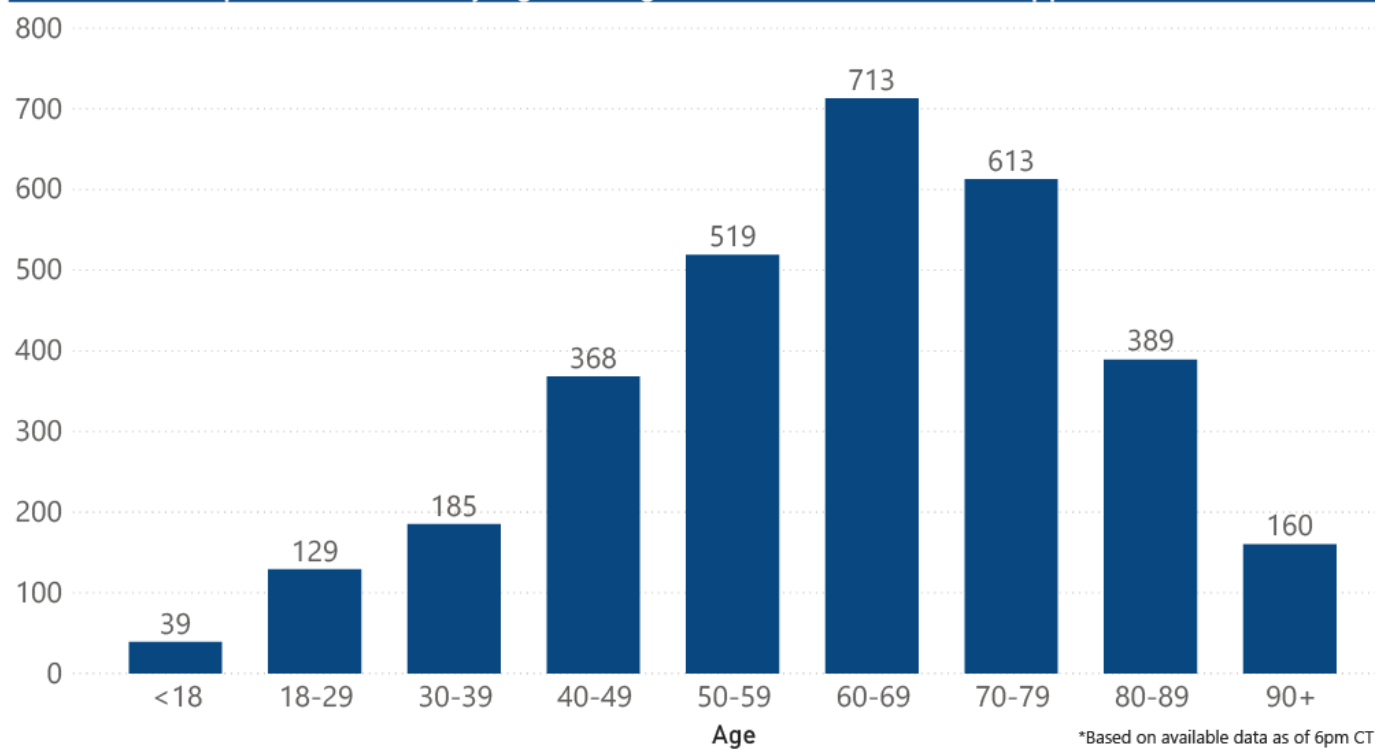
COVID-19 Cases and Deaths by Age Group through June 28, 2020*, Mississippi



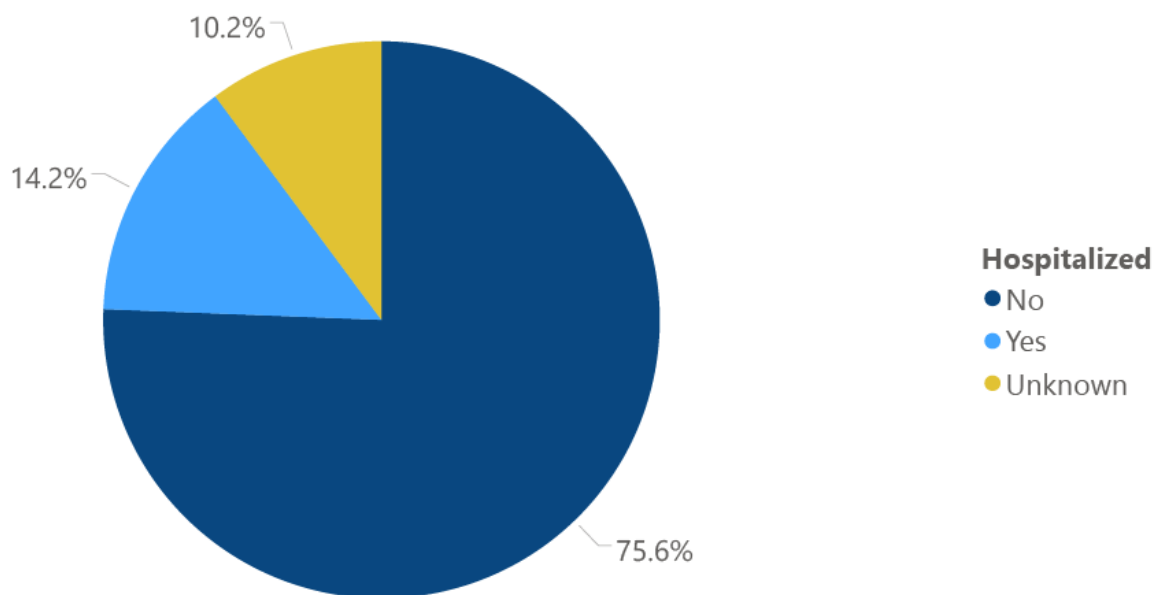
COVID-19 Pediatric Cases by Age Group through June 28, 2020*, Mississippi



COVID-19 Hospitalized Cases by Age through June 28, 2020*, Mississippi



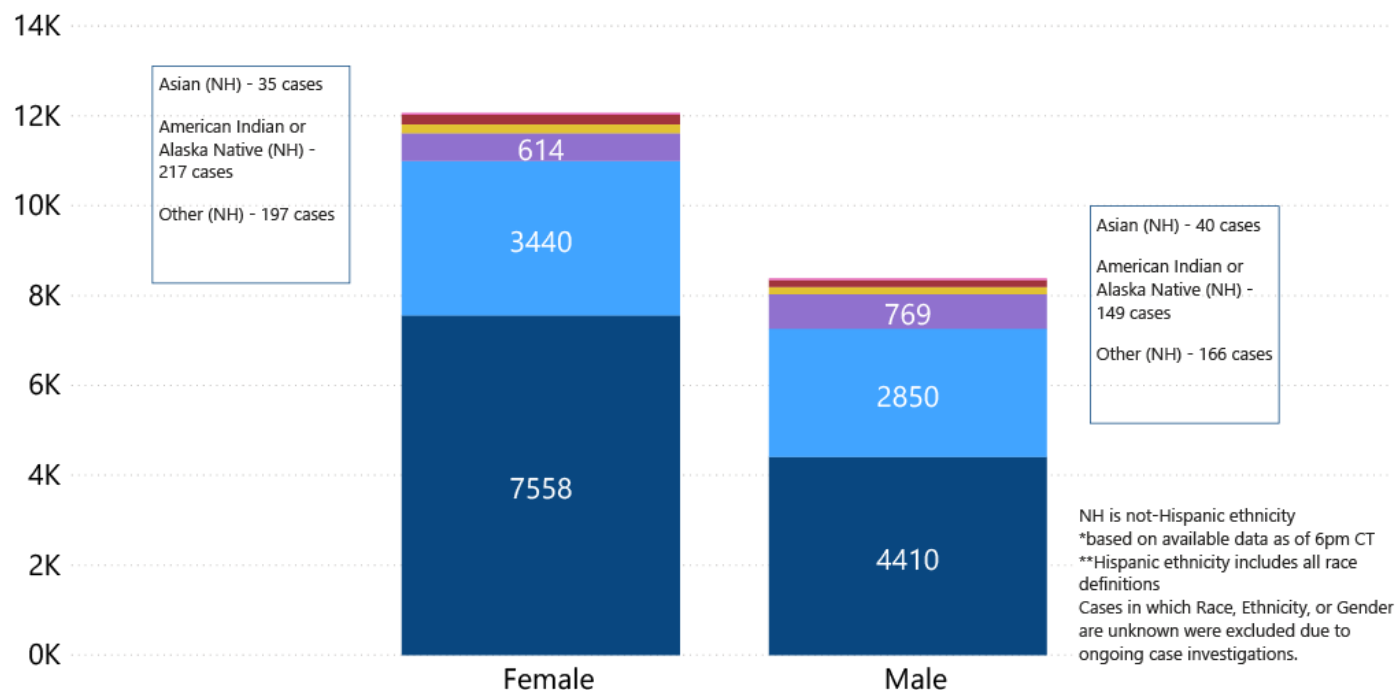
COVID-19 Cumulative Hospitalizations-Investigated Cases June 28, 2020 *



* N=21,931, 4,636 cases excluded due to ongoing investigations, based on available data as of 6 pm CT

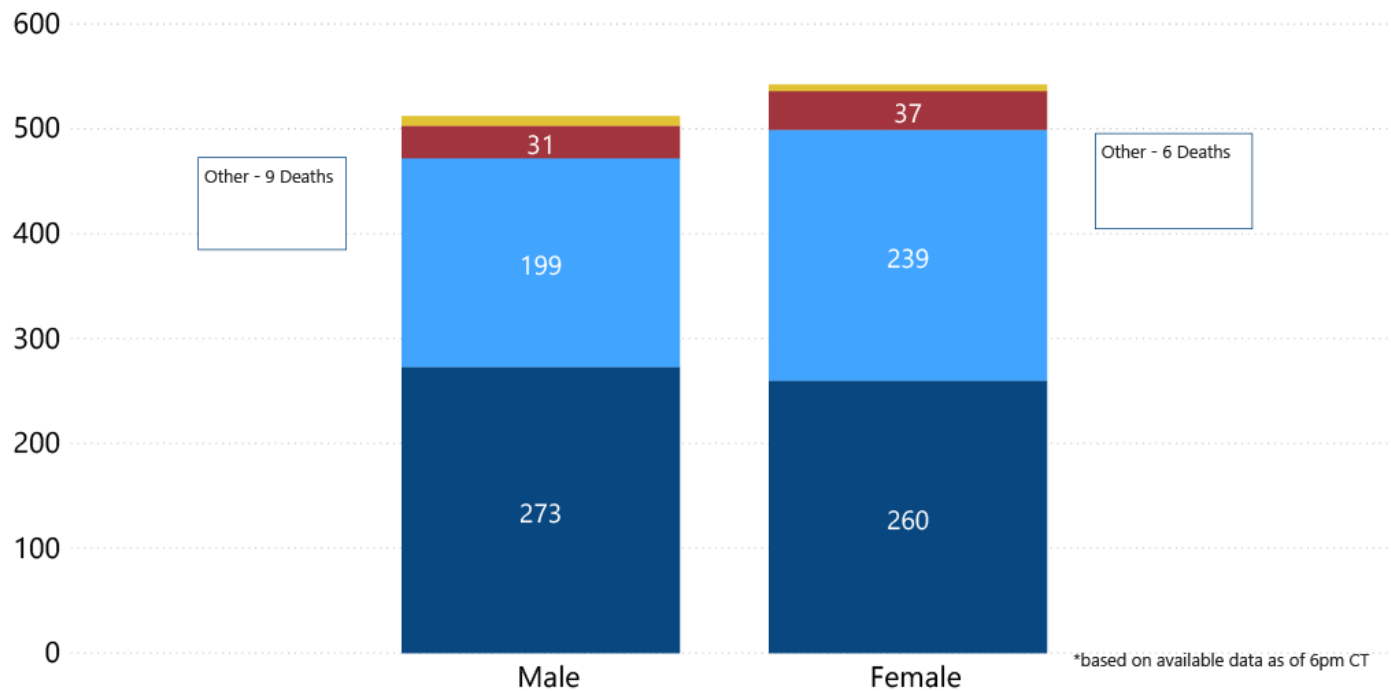
COVID-19 Cases by Race/Ethnicity and Gender through June 28, 2020*, Mississippi

Race/Ethnicity ● Black (NH) ● White (NH) ● Hispanic** ● Other (NH) ● American Indian or Alaska Native (NH) ● Asian (NH)

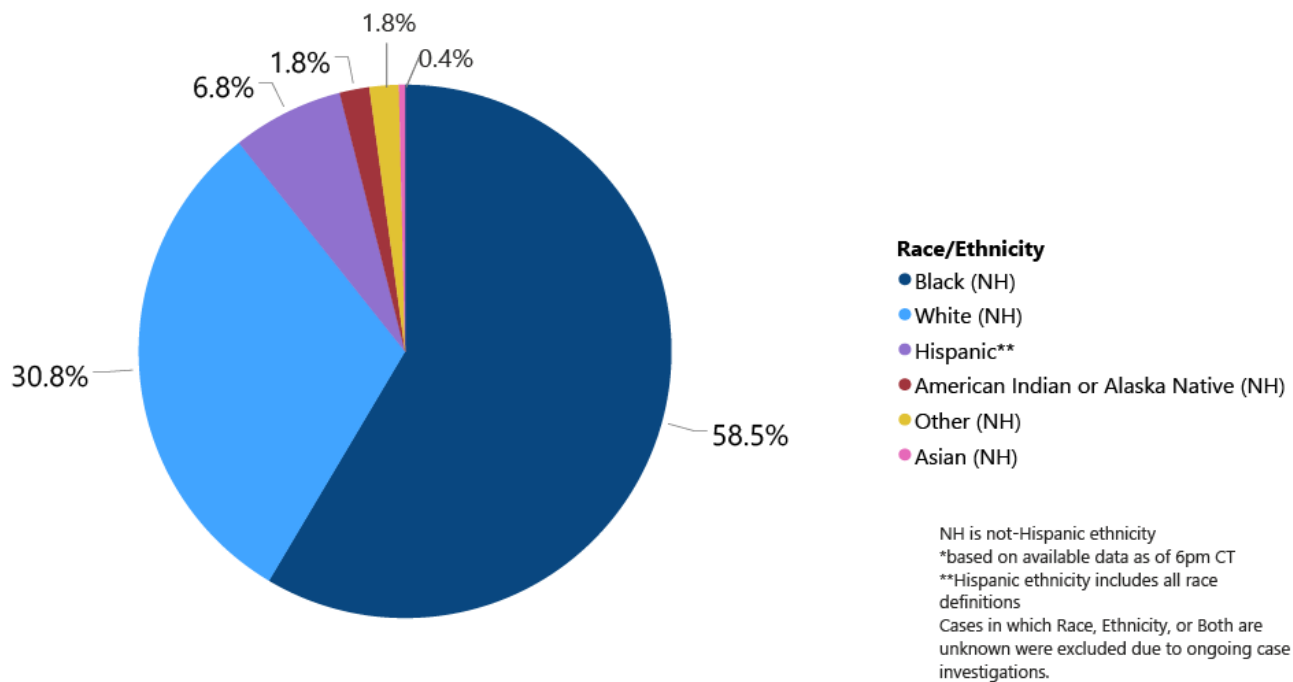


COVID-19 Deaths by Race and Gender through June 28, 2020*, Mississippi

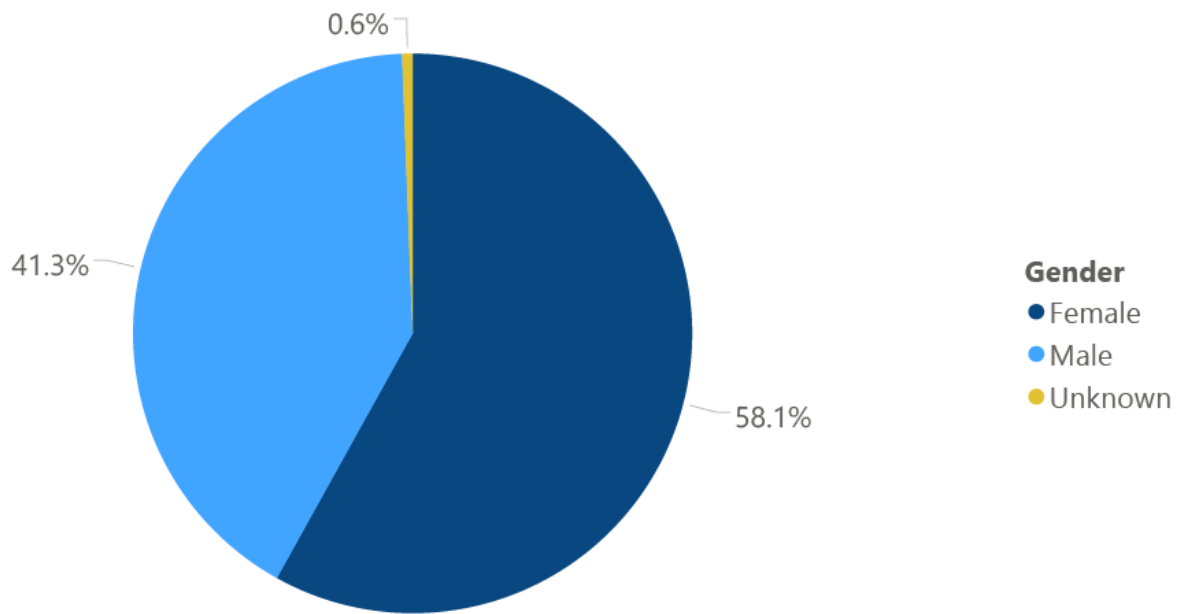
Race ● Black ● White ● American Indian or Alaska Native ● Other ● Asian



COVID-19 Cases by Race/Ethnicity through June 28, 2020*, Mississippi



COVID-19 Cases by Gender through June 28, 2020*, Mississippi



*Based on available data as of 6pm CT

Weekly High Case and High Incidence Counties

These weekly tables count cases based on the date of testing, not the date the test result was reported, and count only those cases where the date of testing is known.

They rank counties by weekly cases, and by incidence (cases proportional to population). A separate table ranking all counties is also available. **All tables updated weekly.**

► [Full tables of counties ranked by weekly incidence and cases](#) PDF

COVID-19 High Case MS Counties Over 1 Week Period (June 22-June 28, 2020*)

County	Cases (June 22-June 28)	Cases per 100,000 (June 22-June 28)	Cases to Date	Cases per 100,000 Total	Percent Change
HINDS	271	114.3	2048	863.8	15%
HARRISON	114	55.2	688	332.9	20%
GRENADA	101	479.7	355	1686.1	40%
RANKIN	93	60.4	798	518.5	13%
DESOTO	91	50.0	1293	710.4	8%
MADISON	67	63.4	1181	1118.1	6%
SUNFLOWER	49	190.4	247	959.8	25%
WAYNE	41	202.0	509	2507.6	9%
JACKSON	37	25.8	493	344.1	8%
WARREN	36	78.0	409	885.7	10%
JONES	33	48.2	1033	1508.9	3%
MARSHALL	32	90.3	195	550.1	20%

*based on available data as of 6pm CT

Cases based on test date. Cases without test date excluded due to ongoing investigations.

Table will be updated weekly.

COVID-19 High Incidence MS Counties Over 1 Week Period (June 22-June 28, 2020*)

County	Cases (June 22-June 28)	Cases per 100,000 (June 22-June 28)	Cases to Date	Cases per 100,000 Total	Percent Change
GRENADA	101	479.7	355	1686.1	40%
ISSAQUENA	3	229.4	6	458.7	100%
WAYNE	41	202.0	509	2507.6	9%
SUNFLOWER	49	190.4	247	959.8	25%
JEFFERSON	12	168.9	83	1168.0	17%
WINSTON	29	159.6	230	1266.2	14%
CLAIBORNE	13	144.4	220	2443.9	6%
HINDS	271	114.3	2048	863.8	15%
QUITMAN	8	113.5	65	921.9	14%
CHICKASAW	19	110.7	246	1432.6	8%
NOXUBEE	10	94.9	242	2297.1	4%
JASPER	15	91.3	239	1454.8	7%

*based on available data as of 6pm CT

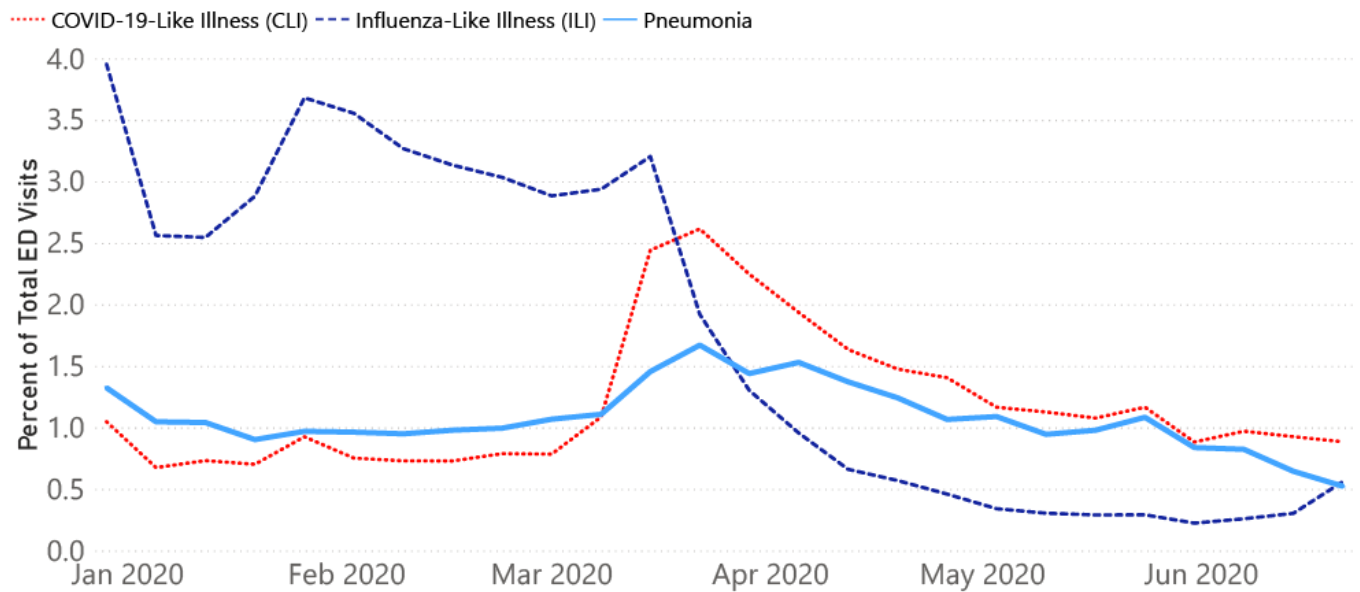
Cases based on test date. Cases without test date excluded due to ongoing investigations.

Table will be updated weekly.

Syndromic Surveillance

Emergency department visits by those with symptoms characteristic of COVID-19, influenza and pneumonia, updated weekly.

Percentage of Emergency Department visits for CLI, ILI, and Pneumonia Cases Weekly Statewide Summary, December 29, 2019 - June 21, 2020



*The graph represents syndromic surveillance data from emergency department visits, reported electronically by hospitals throughout the state, that are consistent with COVID-19-Like Illness (CLI), Influenza-Like Illness (ILI), and Pneumonia. Based on available data as of 6pm CT. Graph will be updated weekly.

Estimated Recoveries

Presumed COVID-19 cases recovered, estimated weekly (does not include cases still under investigation).

COVID-19 Presumed Recovered Cases through June 28, 2020, Mississippi

19,388
Presumed Recovered*

*Reflects Provisional Estimates. Presumed Recovered if:

- 1) It has been 14 days or more since the case tested positive, if they were not hospitalized
- 2) It has been 21 days or more since the case tested positive, if they were hospitalized or hospitalization was unknown.

All deaths excluded. Presumed recovered counts will be updated weekly.

U.S. and World Cases

- ▶ [COVID-19 cases in the United States \(CDC\)](#)
- ▶ [U.S. COVID-19 Tracker \(CDC\)](#)
- ▶ [COVID-19 Global Case Map \(Johns Hopkins University\)](#)

COVID-19 Testing

Statewide Combined Testing as of June 28

COVID-19 testing providers around the state include commercial laboratories as well as hospital labs. Combined with testing done by the MSDH Public Health Laboratory, the figures provide a complete picture of all Mississippi testing.

PCR testing detects current, active COVID-19 infection in an individual.

Antibody (serology) testing identifies individuals with past COVID-19 infection based on antibodies they develop one to three weeks after infection.

	Total tests	PCR	Antibody
MSDH Public Health Laboratory	52,565	52,565	0
Other testing providers	242,712	230,790	11,922
Total tests for COVID-19 statewide	295,277	283,355	11,922

MSDH Individuals Tested as of June 28

MSDH Public Health Laboratory (MPHL) testing totals as of 3 p.m. These totals are for tests performed at the MPHL only.

- Total individuals tested by the MPHL: **47,728**
- Total positive individuals from MPHL tests: **4,170**

Getting Tested for COVID-19

The MSDH Public Health Laboratory, its partners, and private providers are testing statewide for COVID-19.

Anyone with symptoms of fever, severe cough or severe chest pains – especially those who are older or in poor health – should make arrangements for testing with their doctor or one of the many healthcare providers now performing testing. Healthcare providers can assess your health history and symptoms, and perform testing for COVID-19 as needed. MSDH is also helping conduct free drive-up testing sites in many parts of the state. **Always call ahead to the testing provider for instructions on safely being examined before you visit for your test.**

- ▶ [Find a COVID-19 testing provider near you](#)

- ▶ [Video: A tour through COVID-19 testing at the MSDH Public Health Lab](#)

Prevention and Guidance for Individuals and the Community

- ▶ [Preventive steps to take, recommendations, guidance and general information on COVID-19](#)

Get health alerts and our free newsletter by e-mail:



Last reviewed on Mar 5,

2020

[error on this](#)

[email page](#)

[print](#)

Related resources

- ▶ [Local COVID-19 Testing Providers](#)
- ▶ [COVID-19 Guidance and Prevention for Individuals and the Community](#)

Updated June 29, 2020

More topics

- ▶ [\[Espanol, Tieng Viet, ASL \]](#)
- ▶ [Diagnostic Testing EUA](#)
- ▶ [Handouts and Posters](#)
- ▶ [Healthcare Professionals](#)
- ▶ [Interactive Map and Charts](#)
- ▶ [Prevention and Safety Guidance](#)
- ▶ [Testing for COVID-19](#)



We tweet!

Find us on Twitter:

@msdh

[CHECK US OUT >](#)

AGENCY

[About Us](#)

[Administration](#)

[Board of Health](#)

[County Offices](#)

[Institutional Review](#)

[Jobs](#)

[Locations](#)

[Public Health Laboratory](#)

[RFPs/Grants](#)

[More »](#)

[Intranet](#)

[OHIT+ER Service Center](#)

[Webmail](#)

INFORMATION

[Apps](#)

[Calendar of Events](#)

[Contact Us](#)

[Meetings](#)

[Health Resources](#)

[Hotlines](#)

[Locations](#)

[News](#)

[Newsletter](#)

[Phone Numbers](#)

[Español](#)

I NEED A ...

[Birth Certificate](#)

[Certificate of Need](#)

[Children's Health Insurance](#)

[Complaint Form](#)

[Criminal History Check](#)

[Death Certificate](#)

[Divorce Record](#)

[Food Permit](#)

[Immunization Record](#)

[J-1 Visa](#)

[License Verification](#)

[Marriage Record](#)

[Professional License](#)

[Public Records Request](#)

[Wastewater Application](#)

PUBLICATIONS

[Annual Report](#)

[CON Weekly Reports](#)

[Health Facilities Directory](#)

[Mississippi Morbidity Reports](#)

[Public Health Report](#)

[State Health Plan](#)

[Strategic Plan](#)

[More »](#)



