



Coronavirus Disease 2019 (COVID-19)

Updated July 5, 2020



The national Centers for Disease Control and Prevention (CDC) and the Mississippi State Department of Health continue to closely monitor the outbreak of respiratory illnesses caused by the novel (new) coronavirus COVID-19, and are working to limit the spread of cases nationally and in Mississippi. MSDH is actively working with doctors and hospitals to quickly identify cases and respond effectively to limit this outbreak.



If you are waiting for test results, it is essential to remain at home if you have symptoms of COVID-19. Do not go to work or leave home. Stay in a specific room at home and avoid contact with other family members as much as possible.

If you are awaiting results from a routine screening test, but have no symptoms, you may return to work under the guidance of your employer (unless otherwise directed by the Mississippi State Department of Health).

► [More important steps for you and your family](#)

Healthcare Professionals

Guidance and more →

- [MSDH guidances](#)
- [Specimens](#)
- [Lab dropoff](#)
- [CDC guidances](#)
- [MS-HAN Alerts](#)

ALL HEALTHCARE

Current Cases and Statistics

County and state data →

- [Current cases and deaths](#)
- [Map and charts](#)
- [Long-term care facilities](#)
- [Lab testing](#)
- [Recoveries](#)

ALL STATISTICS

Re-opening, Safety and Testing

Personal and community →

- ▶ [Re-opening guidance](#)
- ▶ [Find COVID-19 testing](#)
- ▶ [After you get tested](#)
- ▶ [Personal protection](#)
- ▶ [Community prevention](#)
- ▶ [General information](#)

ALL PREVENTION

Mississippi Coronavirus Hotline (7 days a week, 7 a.m.–7 p.m.): 877-978-6453
Hard of hearing? Dial 711 for assistance.

COVID-19 in Mississippi

New Cases and Deaths as of July 4

NEW CASES

226

New COVID-19 positive test results reported to MSDH as of 6 p.m. yesterday.

NEW DEATHS

5

New COVID-19 related deaths reported to MSDH as of 6 p.m. yesterday.

Harrison	1
Hinds	1
Lawrence	1
Lowndes	1
Walthall	1

LTC OUTBREAKS

102

Current outbreaks in long-term care facilities only. (One or more cases among staff or residents counts as an outbreak.)

About our case counts: We currently update our case totals each morning based on test results from the previous day. Outside laboratories also report positive test results to us, which are included in our totals.

County case numbers and deaths may change as investigation finds new or additional information.

Cases and Deaths by County

Totals of all reported cases since March 11, including those in long-term care (LTC) facilities.

Detailed reporting of long-term care information will resume on Monday.

County	Total Cases	Total Deaths
Adams	311	18
Alcorn	69	2
Amite	91	2
Attala	360	23
Benton	36	0
Bolivar	334	14
Calhoun	130	4
Carroll	165	11
Chickasaw	277	18
Choctaw	74	4
Claiborne	274	10
Clarke	207	24
Clay	250	10
Coahoma	201	6
Copiah	602	15 *
Covington	356	5
Desoto	1594	16
Forrest	869	42
Total	30,900	1,111

County	Total Cases	Total Deaths
Franklin	45	2
George	88	3
Greene	105	8
Grenada	483	5
Hancock	128	13
Harrison	912	11
Hinds	2498	40
Holmes	553	41
Humphreys	147	9
Issaquena	9	1
Itawamba	135	8
Jackson	622	16
Jasper	262	6
Jefferson	107	3
Jefferson Davis	111	4
Jones	1124	49
Kemper	179	14
Lafayette	391	4
Lamar	458	7
Lauderdale	909	79
Lawrence	177	2
Leake	578	19
Lee	547	18
Leflore	487	51
Lincoln	460	34
Lowndes	483	13
Madison	1300	34
Marion	281	11
Marshall	232	3
Monroe	401	30
Montgomery	132	2
Neshoba	988	71
Newton	339	9
Total	30,900	1,111

County	Total Cases	Total Deaths
Noxubee	263	8
Oktibbeha	541	26
Panola	350	6
Pearl River	254	32
Perry	66	4
Pike	431	12
Pontotoc	286	6
Prentiss	108	3
Quitman	76	0
Rankin	934	12
Scott	771	15
Sharkey	37	0
Simpson	317	3
Smith	218	11
Stone	65	1
Sunflower	372	7
Tallahatchie	136	4
Tate	283	10
Tippah	130	11
Tishomingo	80	1
Tunica	100	3
Union	207	9
Walthall	199	5
Warren	515	18
Washington	584	9
Wayne	545	13
Webster	127	10
Wilkinson	94	9
Winston	261	6
Yalobusha	170	7
Yazoo	509	6
Total	30,900	1,111

* Note: A death previously reported in Copeiah County has been found not to be COVID-19 related. It has been removed from the total number of state deaths and the number of deaths in Copeiah County.

The numbers in this table are provisional. County case numbers and deaths may change as investigation finds new or additional information about residence.

Case Classifications

Mississippi investigates and reports both probable and confirmed cases and deaths according to the [CSTE case definition](#).

	Confirmed	Probable	Total
Cases	30,671	229	30,900
Deaths	1,093	18	1,111

Confirmed cases and deaths are generally determined by positive PCR tests, which detect the presence of ongoing coronavirus infection.

Probable cases are those who test positive by other testing methods such as antibody or antigen, and have recent symptoms consistent with COVID-19, indicating a recent infection.

Probable deaths are those individuals with a designation of COVID-19 as a cause of death on the death certificate, but where no confirmatory testing was performed.

Mississippi Cases and Deaths Tables

As of July 3. These detailed reports will resume on Monday.

- ▶ [Mississippi COVID-19 cases and deaths by county, race and ethnicity](#)
Current and past data tables
- ▶ [Mississippi counties ranked by weekly cases and incidence](#)

Long-Term Care Facility Cases and Outbreaks

Long-term care (LTC) facilities like nursing homes are considered high risk locations because their residents are older or in poor health. Even one case of COVID-19 in these facilities among residents or employees is considered an outbreak. We investigate residents, staff and close contacts of infected individuals for possible exposure. Residential care facilities also represent group living facilities where COVID-19 can be easily spread.

- ▶ [Mississippi COVID-19 cases and deaths in long-term care facilities](#) PDF
Long-term care facilities include nursing homes, personal care homes, assisted living homes, and intermediate care facilities for individuals with intellectual disability (ICF-IID)
- ▶ [Mississippi COVID-19 cases and deaths in residential care facilities](#) PDF
Residential care facilities include psychiatric or chemical dependency residential treatment centers and long-term acute care facilities.

Active Outbreaks

The table of active outbreaks lists all facilities that have reported a current COVID-19 outbreak. Resident and employee totals are for those cases associated with the current outbreak only. The reported deaths are those which have occurred only among the cases in the current outbreak.

- ▶ [Mississippi long-term care facilities with active COVID-19 outbreaks](#) PDF
July 2, 2020

Mississippi COVID-19 Map and Charts

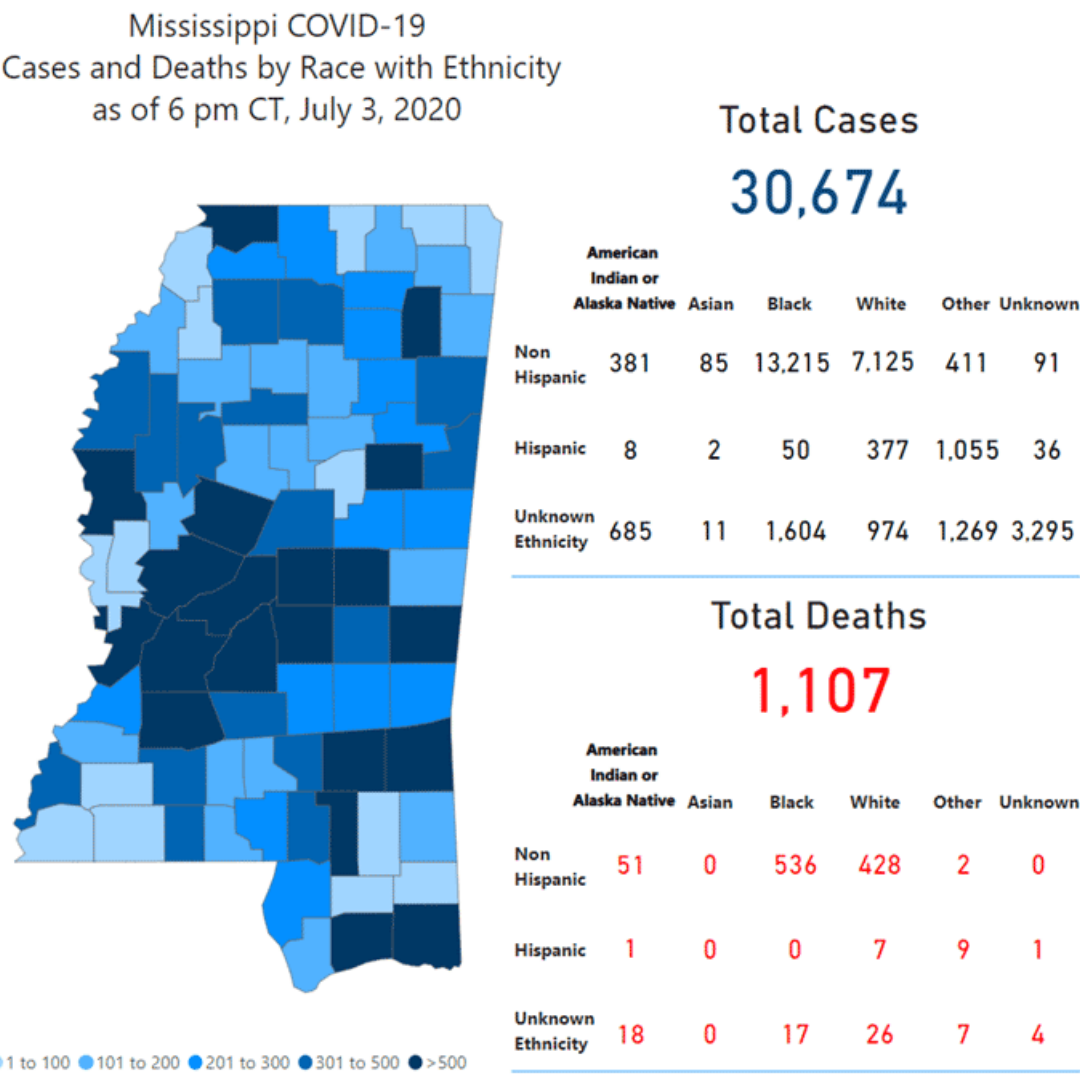
Data Summaries as of July 3

Updates to these detailed charts will resume on Monday.

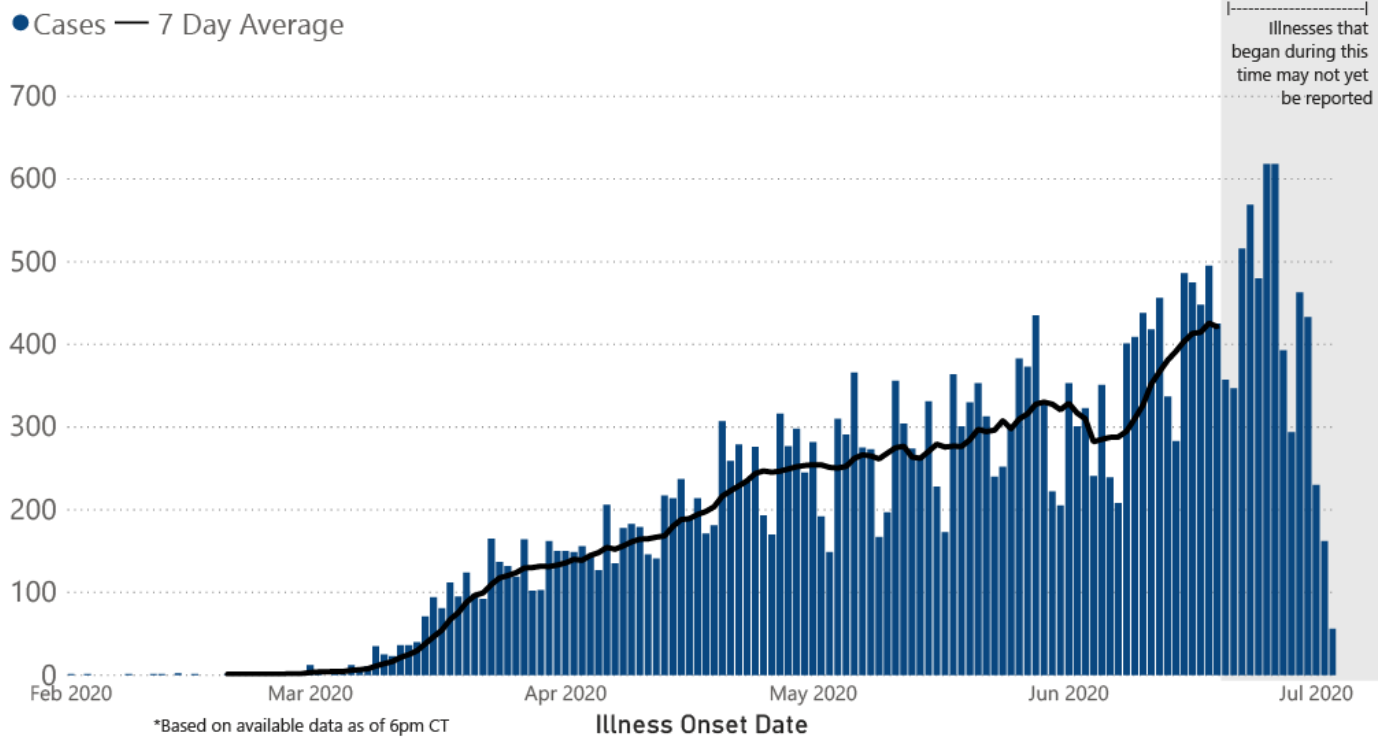
Our state case map and other data charts are also available in interactive form.

- ▶ [View interactive map](#)
- ▶ [View interactive epidemiological trend and syndromic surveillance](#)
- ▶ [View interactive hospitalization chart](#)

The charts below are based on available data at the time of publication. Charts do not include cases where insufficient details of the case are known.

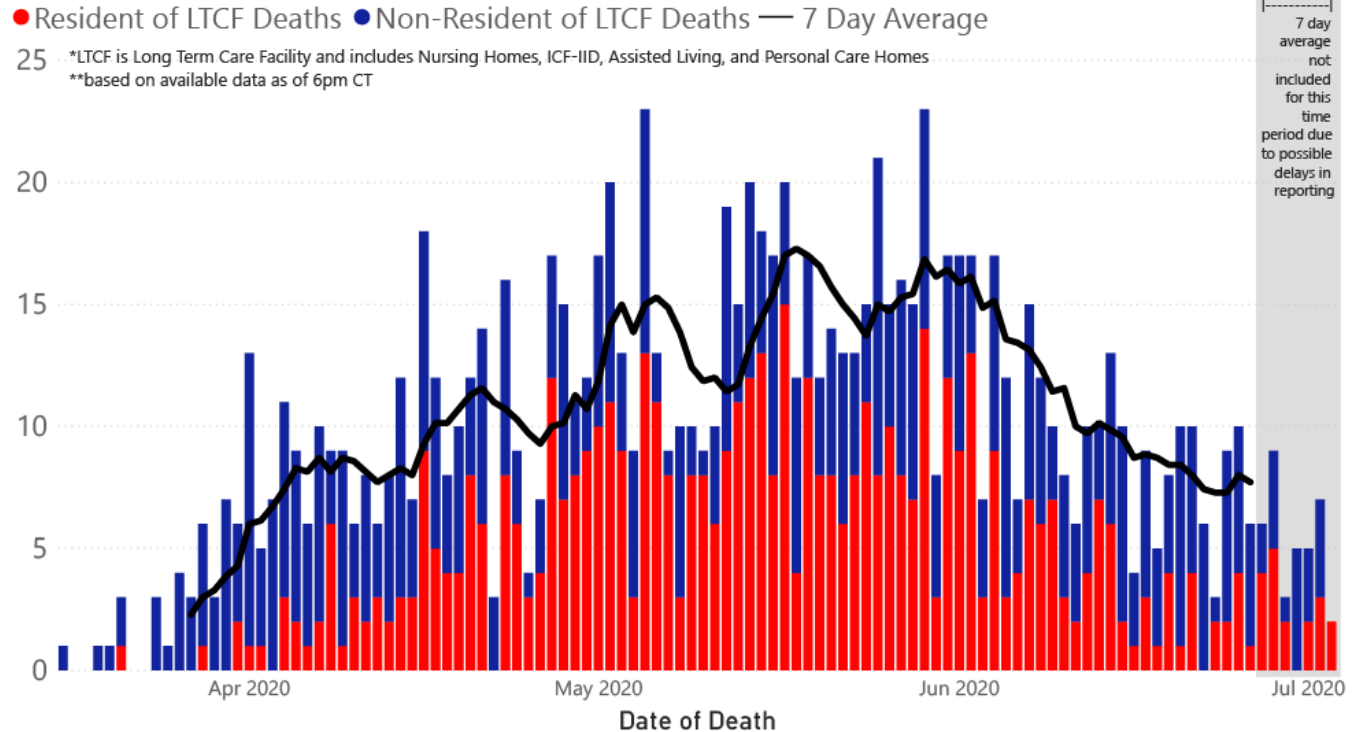


COVID-19 Cases by Date of Illness Onset through July 3, 2020*, Mississippi



Note: Values up to two weeks in the past on the Date of Illness Onset chart above can change as we update it with new information from disease investigation.

COVID-19 LTCF* and Non-LTCF Deaths by Date of Death through July 3, 2020**, Mississippi

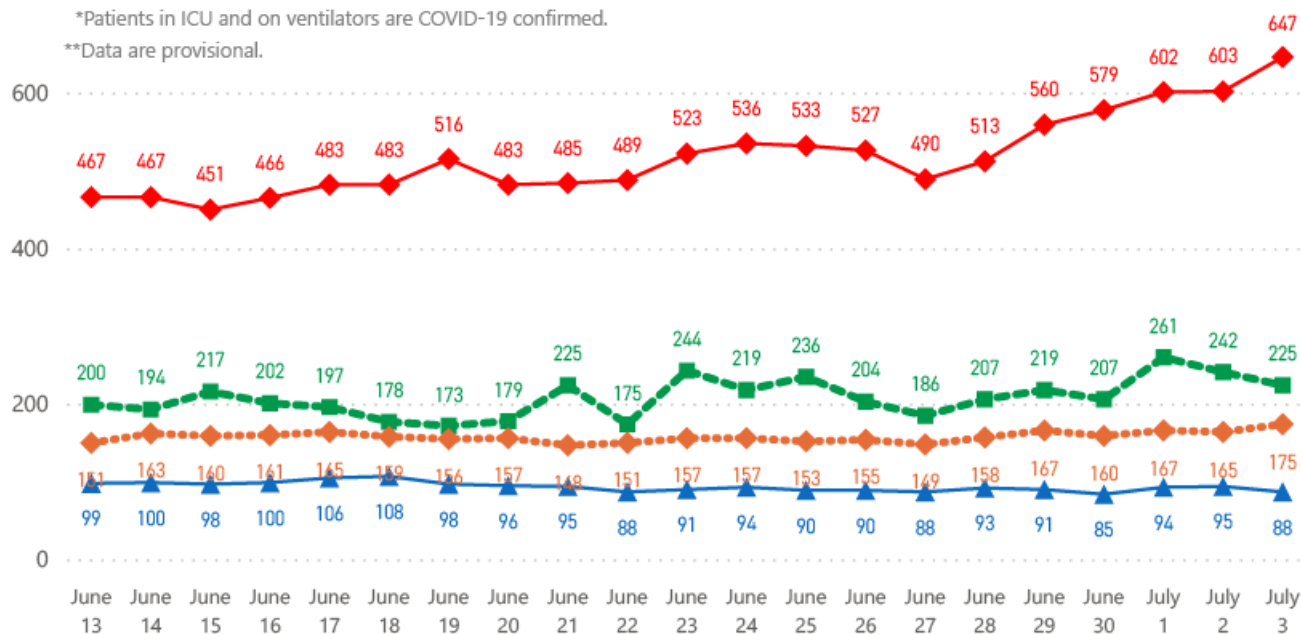


COVID-19 Hospitalizations Reported by MS Hospitals, 6/13/20-7/3/20 *, **

◆ Patients with Confirmed Infection ■ Patients with Suspected Infection ◆ Patients in an ICU ▲ Patients on Ventilators

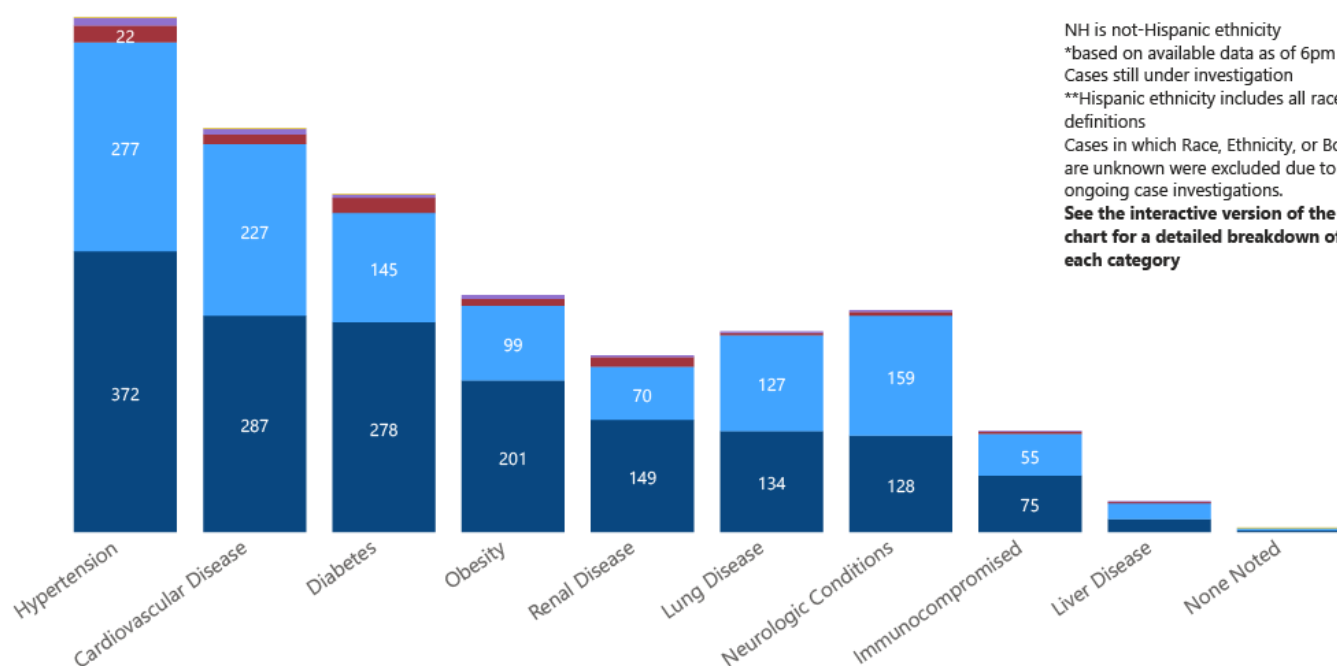
*Patients in ICU and on ventilators are COVID-19 confirmed.

**Data are provisional.



COVID-19 Underlying Conditions in Deaths by Race/Ethnicity through July 3, 2020*, Mississippi

Race/Ethnicity ● Black (NH) ● White (NH) ● American Indian or Alaska Native (NH) ● Hispanic** ● Other (NH) ● Asian (NH)



NH is not-Hispanic ethnicity

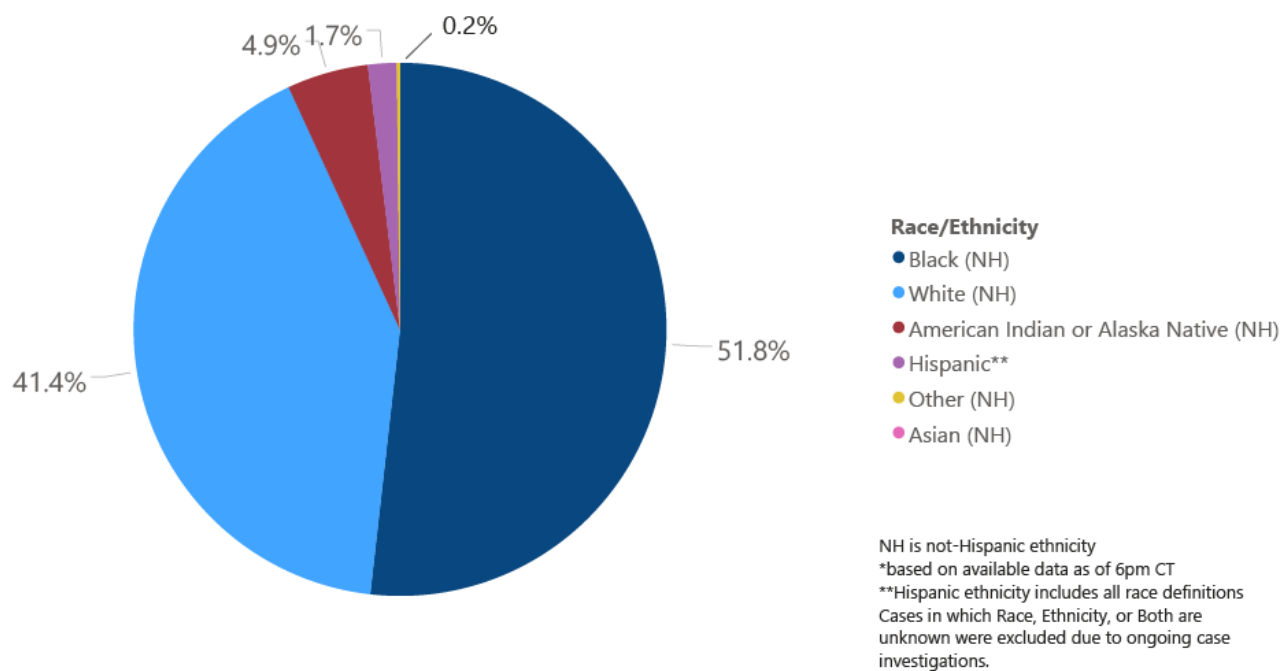
*based on available data as of 6pm CT; Cases still under investigation

**Hispanic ethnicity includes all race definitions

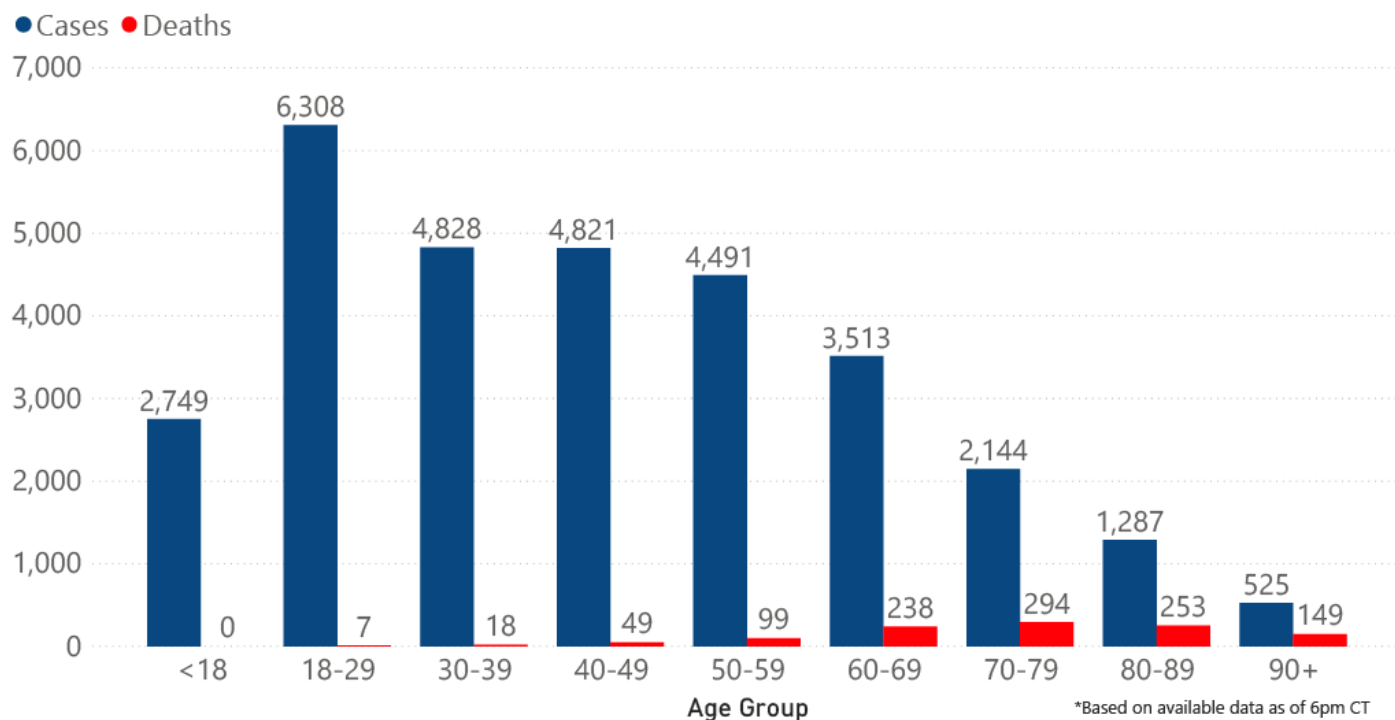
Cases in which Race, Ethnicity, or Both are unknown were excluded due to ongoing case investigations.

See the interactive version of the chart for a detailed breakdown of each category

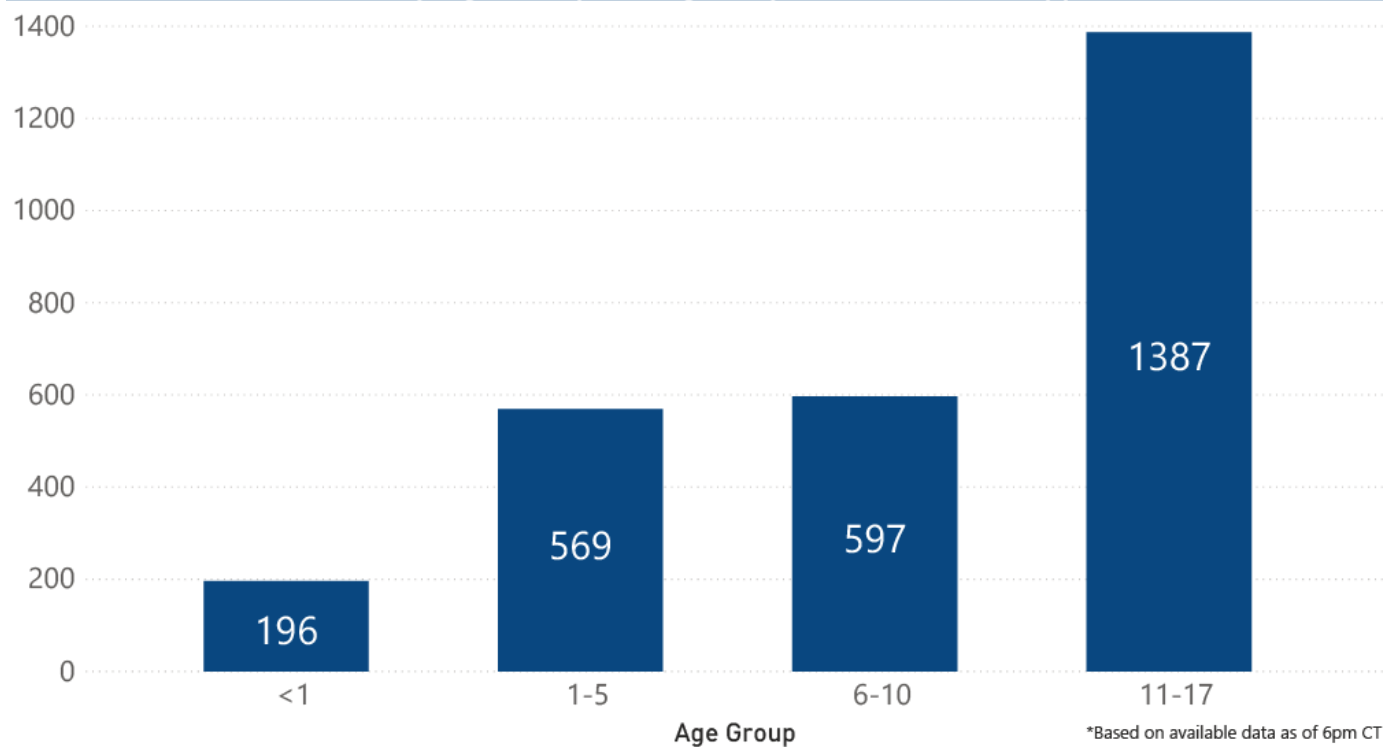
COVID-19 Deaths by Race/Ethnicity through July 3, 2020*, Mississippi



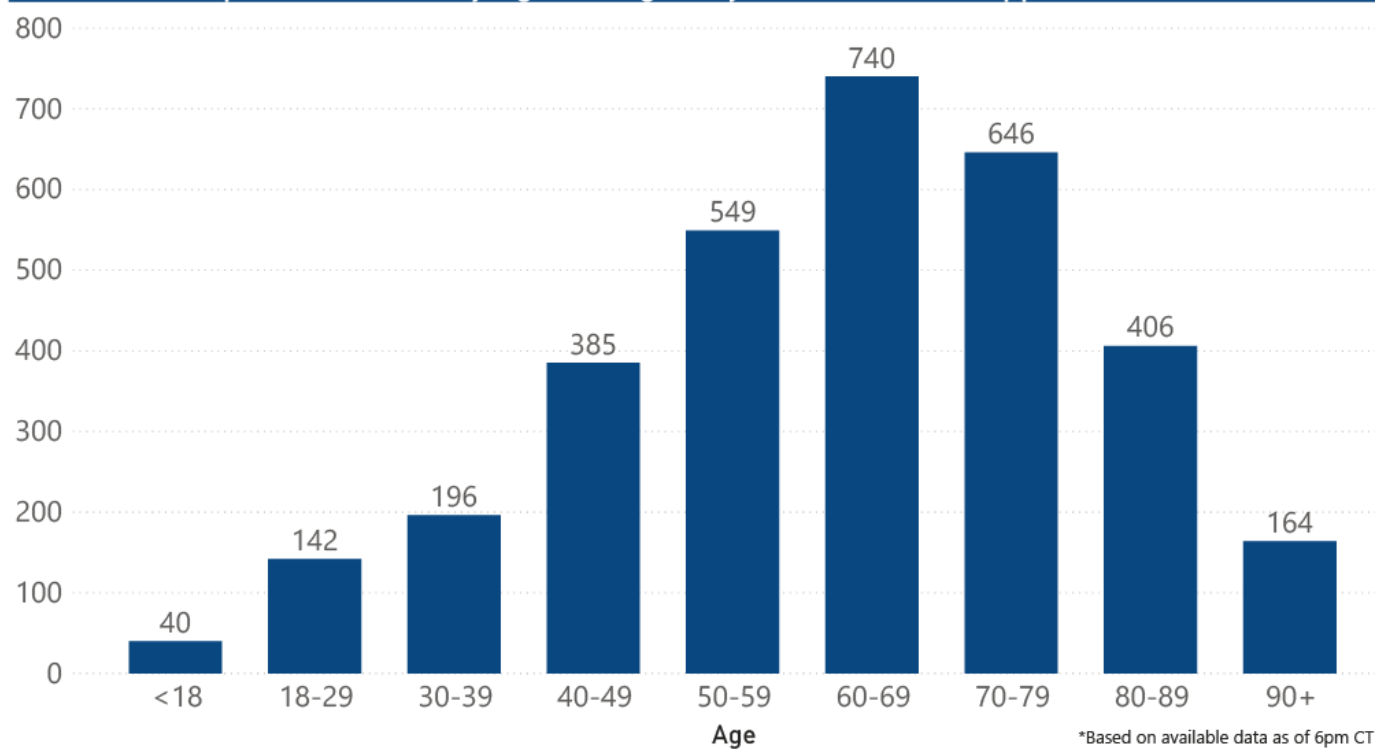
COVID-19 Cases and Deaths by Age Group through July 3, 2020*, Mississippi



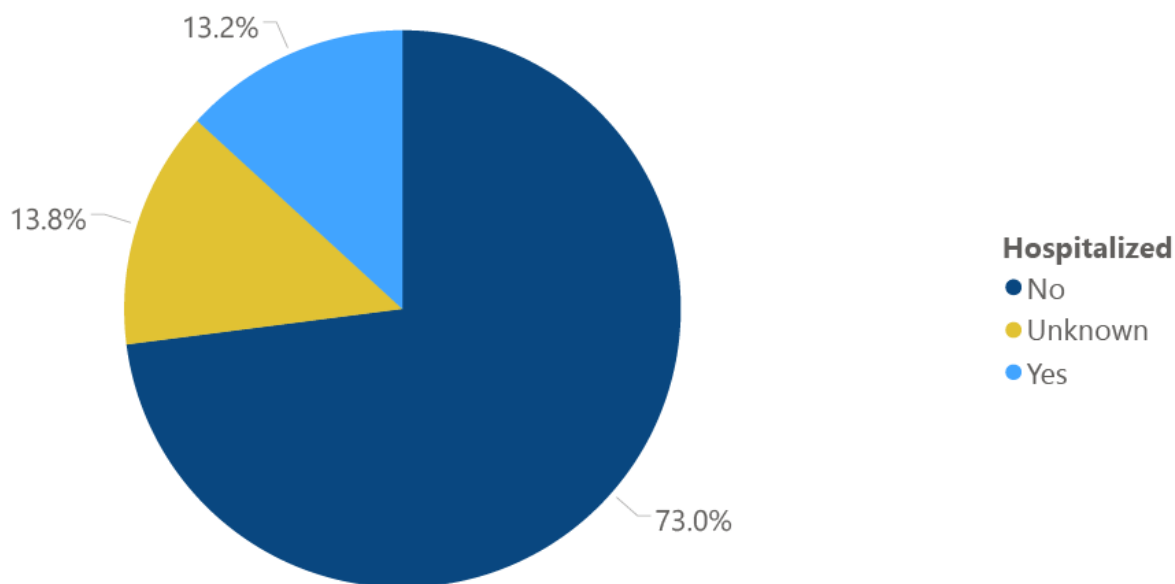
COVID-19 Pediatric Cases by Age Group through July 3, 2020*, Mississippi



COVID-19 Hospitalized Cases by Age through July 3, 2020*, Mississippi



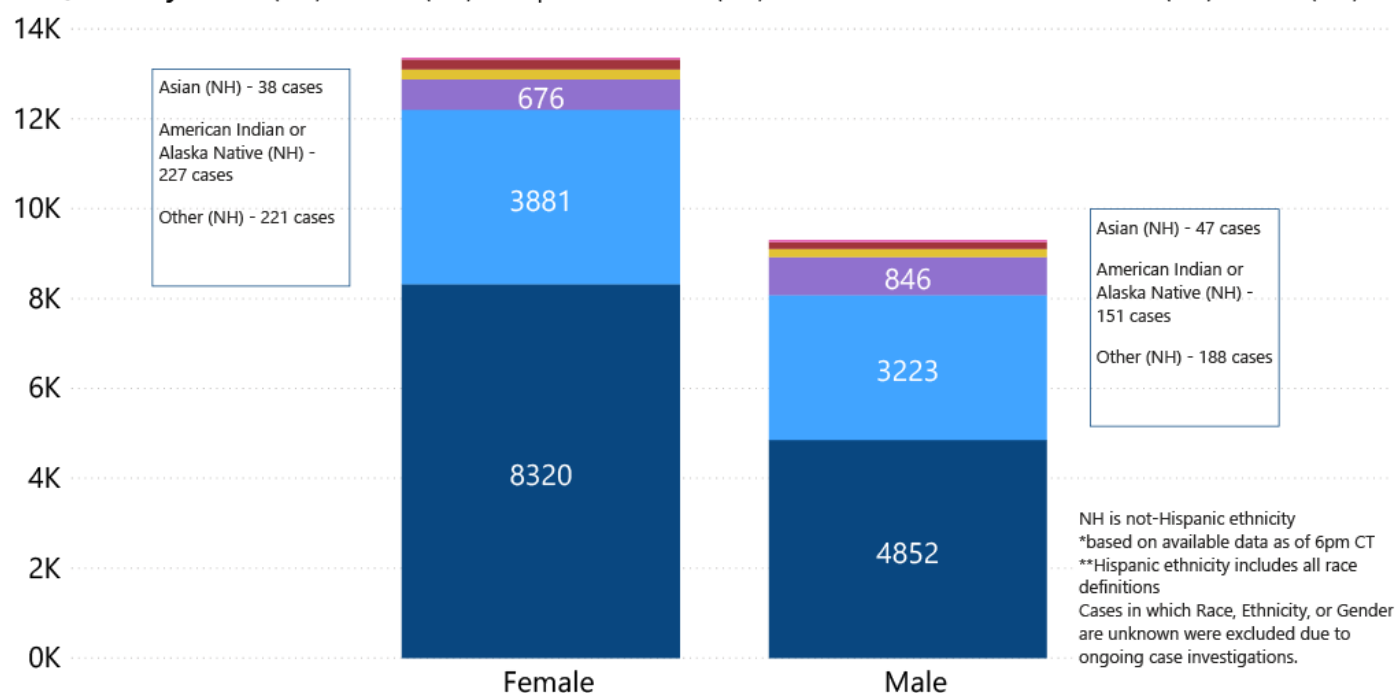
COVID-19 Cumulative Hospitalizations-Investigated Cases July 3, 2020 *



* N=24,767 5,907 cases excluded due to ongoing investigations, based on available data as of 6 pm CT

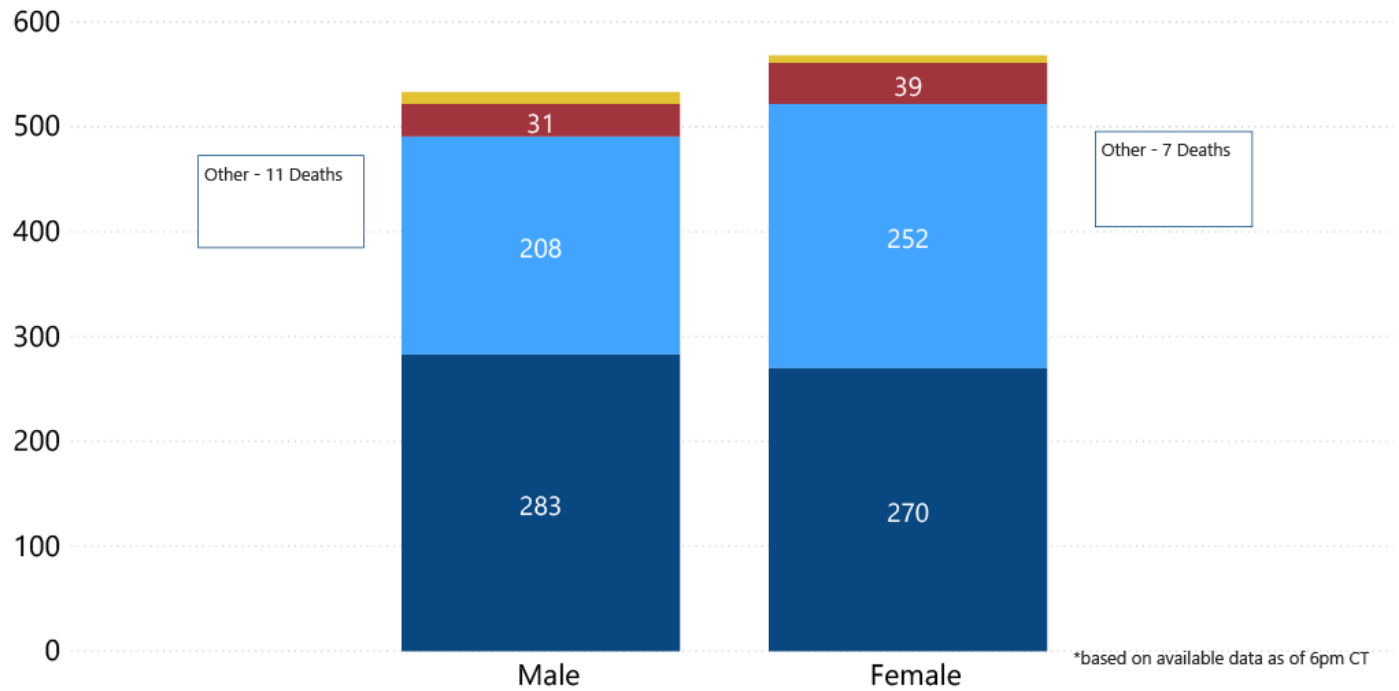
COVID-19 Cases by Race/Ethnicity and Gender through July 3, 2020*, Mississippi

Race/Ethnicity ● Black (NH) ● White (NH) ● Hispanic** ● Other (NH) ● American Indian or Alaska Native (NH) ● Asian (NH)

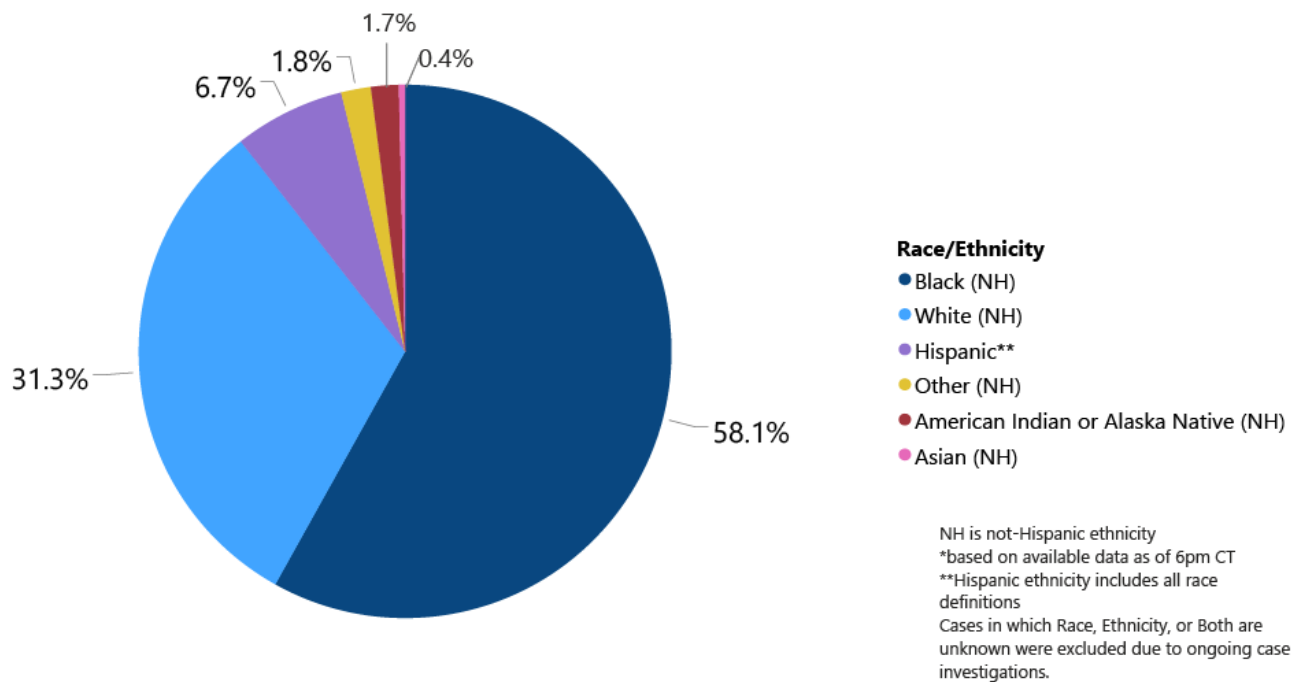


COVID-19 Deaths by Race and Gender through July 3, 2020*, Mississippi

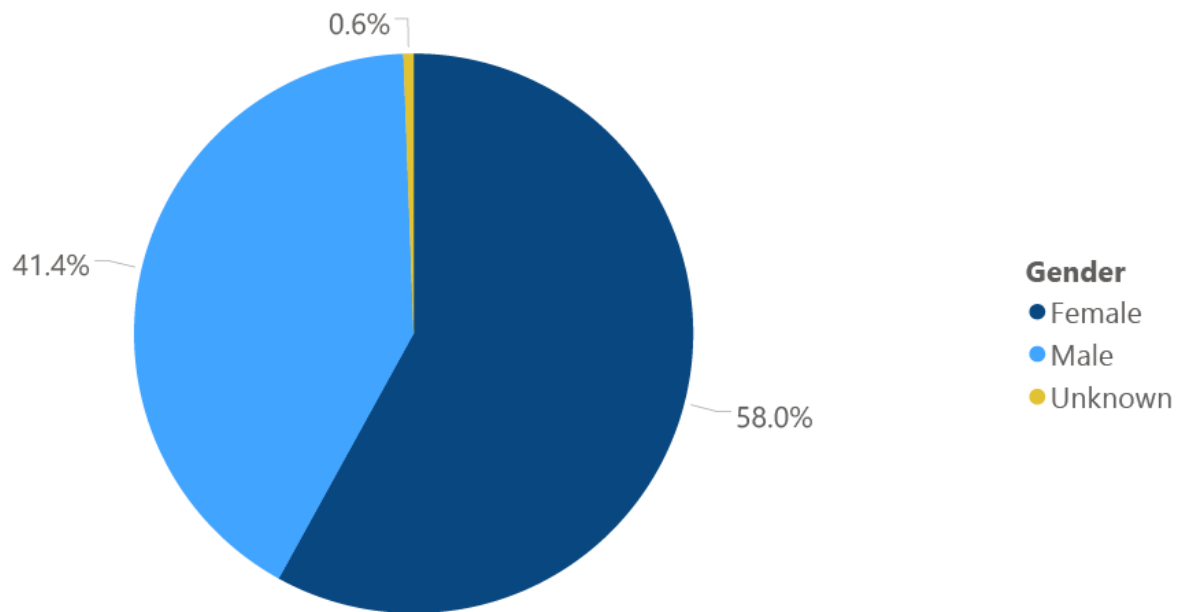
Race ● Black ● White ● American Indian or Alaska Native ● Other ● Asian



COVID-19 Cases by Race/Ethnicity through July 3, 2020*, Mississippi



COVID-19 Cases by Gender through July 3, 2020*, Mississippi



Weekly High Case and High Incidence Counties

These weekly tables count cases based on the date of testing, not the date the test result was reported, and count only those cases where the date of testing is known.

They rank counties by weekly cases, and by incidence (cases proportional to population). A separate table ranking all counties is also available. All tables updated weekly.

► [Full tables of counties ranked by weekly incidence and cases](#) PDF

COVID-19 High Case MS Counties Over 1 Week Period (June 22-June 28, 2020*)

County	Cases (June 22-June 28)	Cases per 100,000 (June 22-June 28)	Cases to Date	Cases per 100,000 Total	Percent Change
HINDS	271	114.3	2048	863.8	15%
HARRISON	114	55.2	688	332.9	20%
GRENADA	101	479.7	355	1686.1	40%
RANKIN	93	60.4	798	518.5	13%
DESOTO	91	50.0	1293	710.4	8%
MADISON	67	63.4	1181	1118.1	6%
SUNFLOWER	49	190.4	247	959.8	25%
WAYNE	41	202.0	509	2507.6	9%
JACKSON	37	25.8	493	344.1	8%
WARREN	36	78.0	409	885.7	10%
JONES	33	48.2	1033	1508.9	3%
MARSHALL	32	90.3	195	550.1	20%

*based on available data as of 6pm CT

Cases based on test date. Cases without test date excluded due to ongoing investigations.

Table will be updated weekly.

COVID-19 High Incidence MS Counties Over 1 Week Period (June 22-June 28, 2020*)

County	Cases (June 22-June 28)	Cases per 100,000 (June 22-June 28)	Cases to Date	Cases per 100,000 Total	Percent Change
GRENADA	101	479.7	355	1686.1	40%
ISSAQUENA	3	229.4	6	458.7	100%
WAYNE	41	202.0	509	2507.6	9%
SUNFLOWER	49	190.4	247	959.8	25%
JEFFERSON	12	168.9	83	1168.0	17%
WINSTON	29	159.6	230	1266.2	14%
CLAIBORNE	13	144.4	220	2443.9	6%
HINDS	271	114.3	2048	863.8	15%
QUITMAN	8	113.5	65	921.9	14%
CHICKASAW	19	110.7	246	1432.6	8%
NOXUBEE	10	94.9	242	2297.1	4%
JASPER	15	91.3	239	1454.8	7%

*based on available data as of 6pm CT

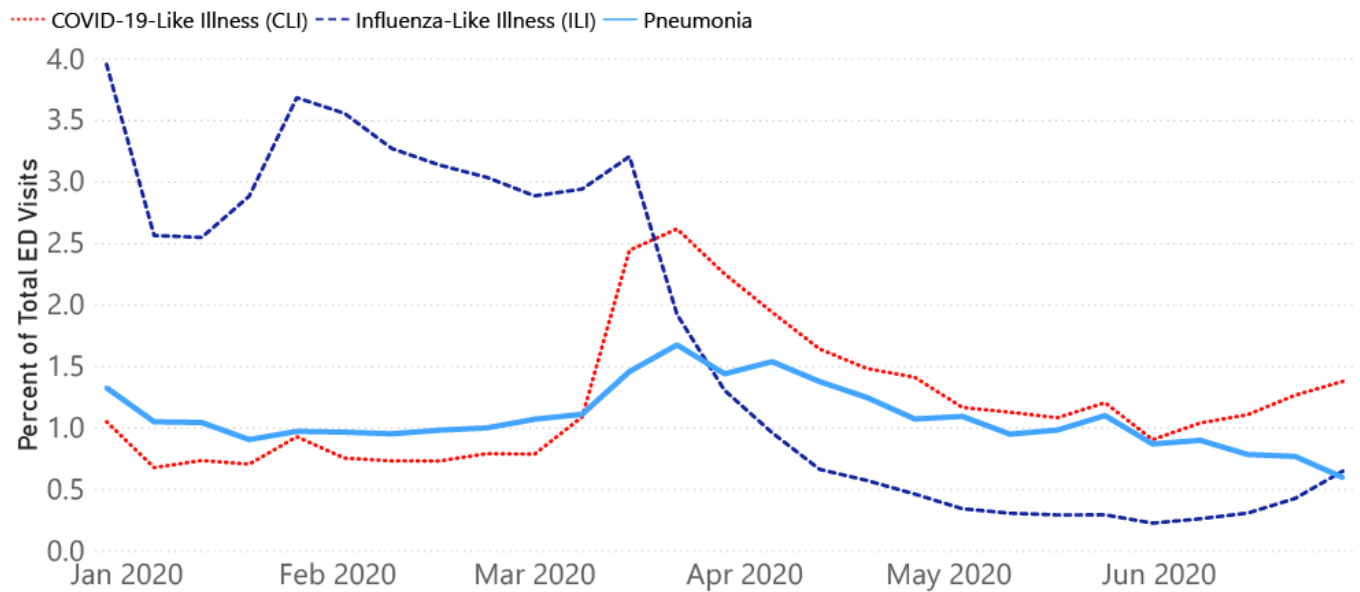
Cases based on test date. Cases without test date excluded due to ongoing investigations.

Table will be updated weekly.

Syndromic Surveillance

Emergency department visits by those with symptoms characteristic of COVID-19, influenza and pneumonia, updated weekly.

Percentage of Emergency Department visits for CLI, ILI, and Pneumonia Cases Weekly Statewide Summary, December 29, 2019 - June 28, 2020



*The graph represents syndromic surveillance data from emergency department visits, reported electronically by hospitals throughout the state, that are consistent with COVID-19-Like Illness (CLI), Influenza-Like Illness (ILI), and Pneumonia. Based on available data as of 6pm CT. Graph will be updated weekly.

Estimated Recoveries

Presumed COVID-19 cases recovered, estimated weekly (does not include cases still under investigation).

COVID-19 Presumed Recovered Cases through June 28, 2020, Mississippi

19,388
Presumed Recovered*

*Reflects Provisional Estimates. Presumed Recovered if:

- 1) It has been 14 days or more since the case tested positive, if they were not hospitalized
- 2) It has been 21 days or more since the case tested positive, if they were hospitalized or hospitalization was unknown.

All deaths excluded. Presumed recovered counts will be updated weekly.

U.S. and World Cases

- ▶ [COVID-19 cases in the United States \(CDC\)](#)
- ▶ [U.S. COVID-19 Tracker \(CDC\)](#)
- ▶ [COVID-19 Global Case Map \(Johns Hopkins University\)](#)

COVID-19 Testing

Statewide Combined Testing as of July 3

COVID-19 testing providers around the state include commercial laboratories as well as hospital labs. Combined with testing done by the MSDH Public Health Laboratory, the figures provide a complete picture of all Mississippi testing.

PCR testing detects current, active COVID-19 infection in an individual.

Antibody (serology) testing identifies individuals with past COVID-19 infection based on antibodies they develop one to three weeks after infection.

	Total tests	PCR	Antibody
MSDH Public Health Laboratory	58,154	58,154	0
Other testing providers	264,067	251,545	12,522
Total tests for COVID-19 statewide	322,221	309,699	12,522

MSDH Individuals Tested as of July 3

MSDH Public Health Laboratory (MPHL) testing totals as of 3 p.m. These totals are for tests performed at the MPHL only.

- Total individuals tested by the MPHL: 50,860
- Total positive individuals from MPHL tests: 4,553

Getting Tested for COVID-19

The MSDH Public Health Laboratory, its partners, and private providers are testing statewide for COVID-19.

Anyone with symptoms of fever, severe cough or severe chest pains – especially those who are older or in poor health – should make arrangements for testing with their doctor or one of the many healthcare providers now performing testing. Healthcare providers can assess your health history and symptoms, and perform testing for COVID-19 as needed. MSDH is also helping conduct free drive-up testing sites in many parts of the state. Always call ahead to the testing provider for instructions on safely being examined before you visit for your test.

- ▶ [Find a COVID-19 testing provider near you](#)

- ▶ [Video: A tour through COVID-19 testing at the MSDH Public Health Lab](#)

Prevention and Guidance for Individuals and the Community

- ▶ [Preventive steps to take, recommendations, guidance and general information on COVID-19](#)

Subscribe to our free newsletter and health alerts:



Last reviewed on Mar 5,

2020

[error on this](#)

[email page](#)

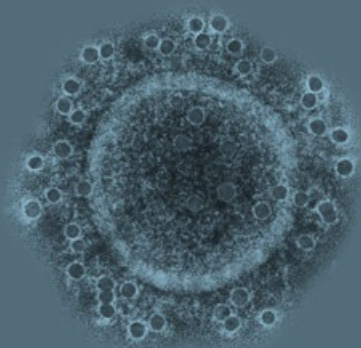
[print](#)

Related resources

- ▶ [Local COVID-19 Testing Providers](#)
- ▶ [COVID-19 Guidance and Prevention for Individuals and the Community](#)
Updated June 29, 2020

More topics

- ▶ [\[Espanol, Tieng Viet, ASL \]](#)
- ▶ [COVID-19 Cases and Deaths Data](#)
- ▶ [Diagnostic Testing EUA](#)
- ▶ [Executive Orders](#)
- ▶ [Handouts and Posters](#)
- ▶ [Healthcare Professionals](#)
- ▶ [Interactive Map and Charts](#)
- ▶ [Prevention and Safety Guidance](#)
- ▶ [Testing for COVID-19](#)



Coronavirus COVID-19

Prevention
Healthcare guidance
Surveillance

FULL INFORMATION

AGENCY

[About Us](#)

[Administration](#)

[Board of Health](#)

[County Offices](#)

[Institutional Review](#)

[Jobs](#)

[Locations](#)

[Public Health Laboratory](#)

[RFPs/Grants](#)

[More »](#)

[Intranet](#)
[OHIT+ER Service Center](#)
[Webmail](#)

INFORMATION

[Apps](#)
[Calendar of Events](#)
[Contact Us](#)
[Meetings](#)
[Health Resources](#)
[Hotlines](#)
[Locations](#)
[News](#)
[Newsletter](#)
[Phone Numbers](#)
[Español](#)

I NEED A ...

[Birth Certificate](#)
[Certificate of Need](#)
[Children's Health Insurance](#)
[Complaint Form](#)
[Criminal History Check](#)
[Death Certificate](#)
[Divorce Record](#)
[Food Permit](#)
[Immunization Record](#)
[J-1 Visa](#)
[License Verification](#)
[Marriage Record](#)
[Professional License](#)
[Public Records Request](#)
[Wastewater Application](#)

PUBLICATIONS

[Annual Report](#)
[CON Weekly Reports](#)
[Health Facilities Directory](#)
[Mississippi Morbidity Reports](#)
[Public Health Report](#)
[State Health Plan](#)
[Strategic Plan](#)

[More »](#)

