

Coronavirus Disease 2019 (COVID-19)

Updated July 7, 2020



The national Centers for Disease Control and Prevention (CDC) and the Mississippi State Department of Health continue to closely monitor the outbreak of respiratory illnesses caused by the novel (new) coronavirus COVID-19, and are working to limit the spread of cases nationally and in Mississippi. MSDH is actively working with doctors and hospitals to quickly identify cases and respond effectively to limit this outbreak.



If you are waiting for test results, it is essential to remain at home if you have symptoms of COVID-19.

Do not go to work or leave home. Stay in a specific room at home and avoid contact with other family members as much as possible.

If you are awaiting results from a **routine screening** test, but have no symptoms, you may return to work under the guidance of your employer (unless otherwise directed by the Mississippi State Department of Health).

► [More important steps for you and your family](#)

Healthcare Professionals

Guidance and more →

- [MSDH guidances](#)
- [Specimens](#)
- [Lab dropoff](#)
- [CDC guidances](#)
- [MS-HAN Alerts](#)

ALL HEALTHCARE

Current Cases and Statistics

County and state data →

- [Current cases and deaths](#)
- [Map and charts](#)
- [Long-term care facilities](#)
- [Lab testing](#)
- [Recoveries](#)

ALL STATISTICS

Re-opening, Safety and Testing

Personal and community →

- ▶ [Re-opening guidance](#)
- ▶ [Find COVID-19 testing](#)
- ▶ [After you get tested](#)
- ▶ [Personal protection](#)
- ▶ [Community prevention](#)
- ▶ [General information](#)

[ALL PREVENTION](#)

Mississippi Coronavirus Hotline (7 days a week, 7 a.m.–7 p.m.): **877-978-6453**
Hard of hearing? Dial 711 for assistance.

COVID-19 in Mississippi

New Cases and Deaths as of July 6

NEW CASES

957

New COVID-19 positive test results reported to MSDH as of 6 p.m. yesterday.

NEW DEATHS

44 *

New COVID-19 related deaths reported to MSDH as of 6 p.m. yesterday.

Amite	1
Bolivar	3
Chickasaw	1
Clarke	1
Desoto	1
Greene	1

Grenada	2
Jackson	1
Lee	1
Leflore	1
Madison	1
Marion	1
Monroe	3
Neshoba	2
Oktibbeha	1
Pike	4
Stone	1
Tate	1
Union	1
Walthall	1
Wayne	2
Webster	1
Winston	2

* **10** confirmed COVID-19 related deaths occurred between June 17 and June 28, identified from death certificate reports. The additional deaths were reported in the following counties:

Bolivar	1
Desoto	1
Forrest	1
Hinds	1
Lauderdale	1
Leflore	1
Monroe	1
Quitman	1
Rankin	1
Washington	1

LTC OUTBREAKS

104

Current outbreaks in long-term care facilities only. (One or more cases among staff or residents counts as an outbreak.)

About our case counts: We currently update our case totals each morning based on test results from the previous day. Outside laboratories also report positive test results to us, which are included in our totals.

County case numbers and deaths may change as investigation finds new or additional information.

Cases and Deaths by County

Totals of all reported cases since March 11, including those in long-term care (LTC) facilities.

County	Total Cases	Total Deaths	Total LTC Facility Cases	Total LTC Facility Deaths
Adams	315	18	44	10
Alcorn	74	2	1	1
Amite	104	3	13	2
Attala	365	23	89	19
Benton	42	0	1	0
Bolivar	356	18	30	6
Calhoun	141	4	23	4
Carroll	168	11	45	9
Chickasaw	287	19	36	11
Choctaw	75	4	0	0
Claiborne	284	10	43	8
Clarke	210	25	19	9
Clay	249	11	1	1
Coahoma	205	6	0	0
Copiah	620	15	29	3
Covington	375	5	2	0
Desoto	1724	18	19	5
Forrest	916	43	95	29
Franklin	45	2	3	1
George	91	3	1	0
Greene	105	9	34	6
Grenada	506	7	34	4
Hancock	134	13	9	4
Harrison	969	11	82	5
Hinds	2591	41	134	15
Holmes	560	41	98	20
Humphreys	156	9	18	6
Issaquena	10	1	0	0
Itawamba	137	8	34	7
Jackson	689	17	46	5
Jasper	267	6	0	0
Total	32,214	1,158	2,792	558

County	Total Cases	Total Deaths	Total LTC Facility Cases	Total LTC Facility Deaths
Jefferson	110	3	0	0
Jefferson Davis	113	4	3	1
Jones	1140	49	154	32
Kemper	179	14	38	9
Lafayette	409	4	42	1
Lamar	491	7	3	2
Lauderdale	922	80	201	51
Lawrence	187	2	0	0
Leake	589	19	3	0
Lee	562	20	63	14
Leflore	500	53	168	37
Lincoln	484	34	111	26
Lowndes	509	13	21	6
Madison	1326	35	135	18
Marion	300	12	15	2
Marshall	258	3	5	0
Monroe	425	34	99	28
Montgomery	139	2	0	0
Neshoba	1004	73	96	27
Newton	347	9	6	0
Noxubee	272	8	15	3
Oktibbeha	552	27	128	18
Panola	364	6	2	1
Pearl River	265	32	48	12
Perry	72	4	0	0
Pike	454	16	40	8
Pontotoc	304	6	3	1
Prentiss	110	3	24	3
Quitman	81	1	0	0
Rankin	982	13	33	0
Scott	779	15	14	2
Sharkey	37	0	1	0
Simpson	345	3	2	0
Total	32,214	1,158	2,792	558

County	Total Cases	Total Deaths	Total LTC Facility Cases	Total LTC Facility Deaths
Smith	229	11	52	8
Stone	69	2	0	0
Sunflower	420	8	1	0
Tallahatchie	145	4	3	1
Tate	310	11	28	8
Tippah	138	11	0	0
Tishomingo	89	1	2	0
Tunica	113	3	12	2
Union	218	10	20	8
Walthall	205	6	1	1
Warren	532	18	39	9
Washington	617	10	8	1
Wayne	545	15	27	2
Webster	127	11	52	10
Wilkinson	93	9	5	2
Winston	280	8	32	5
Yalobusha	180	7	35	7
Yazoo	523	6	19	2
Total	32,214	1,158	2,792	558

The numbers in this table are provisional. County case numbers and deaths may change as investigation finds new or additional information about residence.

Case Classifications

Mississippi investigates and reports both probable and confirmed cases and deaths according to the [CSTE case definition](#).

	Confirmed	Probable	Total
Cases	31,966	248	32,214
Deaths	1,139	19	1,158

Confirmed cases and deaths are generally determined by positive PCR tests, which detect the presence of ongoing coronavirus infection.

Probable cases are those who test positive by other testing methods such as antibody or antigen, and have recent symptoms consistent with COVID-19, indicating a recent infection.

Probable deaths are those individuals with a designation of COVID-19 as a cause of death on the death certificate, but where no confirmatory testing was performed.

Mississippi Cases and Deaths Tables

- ▶ [Mississippi COVID-19 cases and deaths by county, race and ethnicity](#)
Current and past data tables
- ▶ [Mississippi counties ranked by weekly cases and incidence](#)

Long-Term Care Facility Cases and Outbreaks

Long-term care (LTC) facilities like nursing homes are considered high risk locations because their residents are older or in poor health. Even one case of COVID-19 in these facilities among residents or employees is considered an outbreak. We investigate residents, staff and close contacts of infected individuals for possible exposure. Residential care facilities also represent group living facilities where COVID-19 can be easily spread.

- ▶ [Mississippi COVID-19 cases and deaths in long-term care facilities](#) PDF
Long-term care facilities include nursing homes, personal care homes, assisted living homes, and intermediate care facilities for individuals with intellectual disability (ICF-IID)
- ▶ [Mississippi COVID-19 cases and deaths in residential care facilities](#) PDF
Residential care facilities include psychiatric or chemical dependency residential treatment centers and long-term acute care facilities.

Active Outbreaks

The table of active outbreaks lists all facilities that have reported a current COVID-19 outbreak. Resident and employee totals are for those cases associated with the current outbreak **only**. The reported deaths are those which have occurred only among the cases in the current outbreak.

- ▶ [Mississippi long-term care facilities with active COVID-19 outbreaks](#) PDF
July 2, 2020

Mississippi COVID-19 Map and Charts

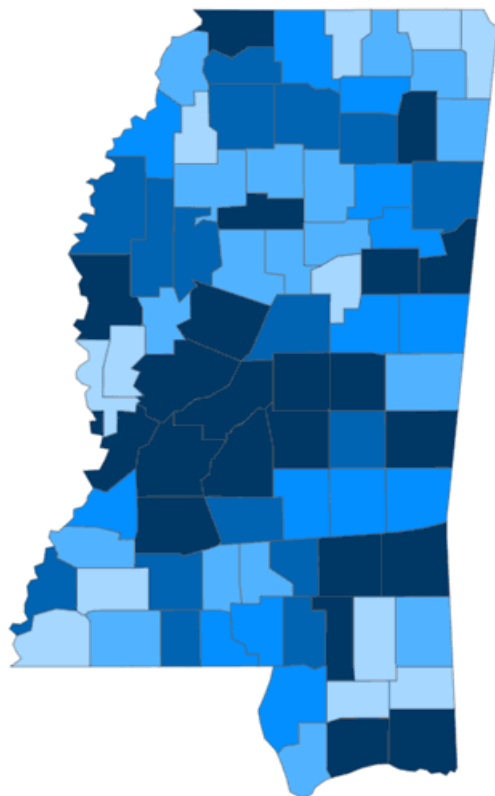
Data Summaries as of July 6

Our state case map and other data charts are also available in interactive form.

- ▶ [View interactive map](#)
- ▶ [View interactive epidemiological trend and syndromic surveillance](#)
- ▶ [View interactive hospitalization chart](#)

The charts below are based on available data at the time of publication. Charts do **not** include cases where insufficient details of the case are known.

Mississippi COVID-19
Cases and Deaths by Race with Ethnicity
as of 6 pm CT, July 6, 2020



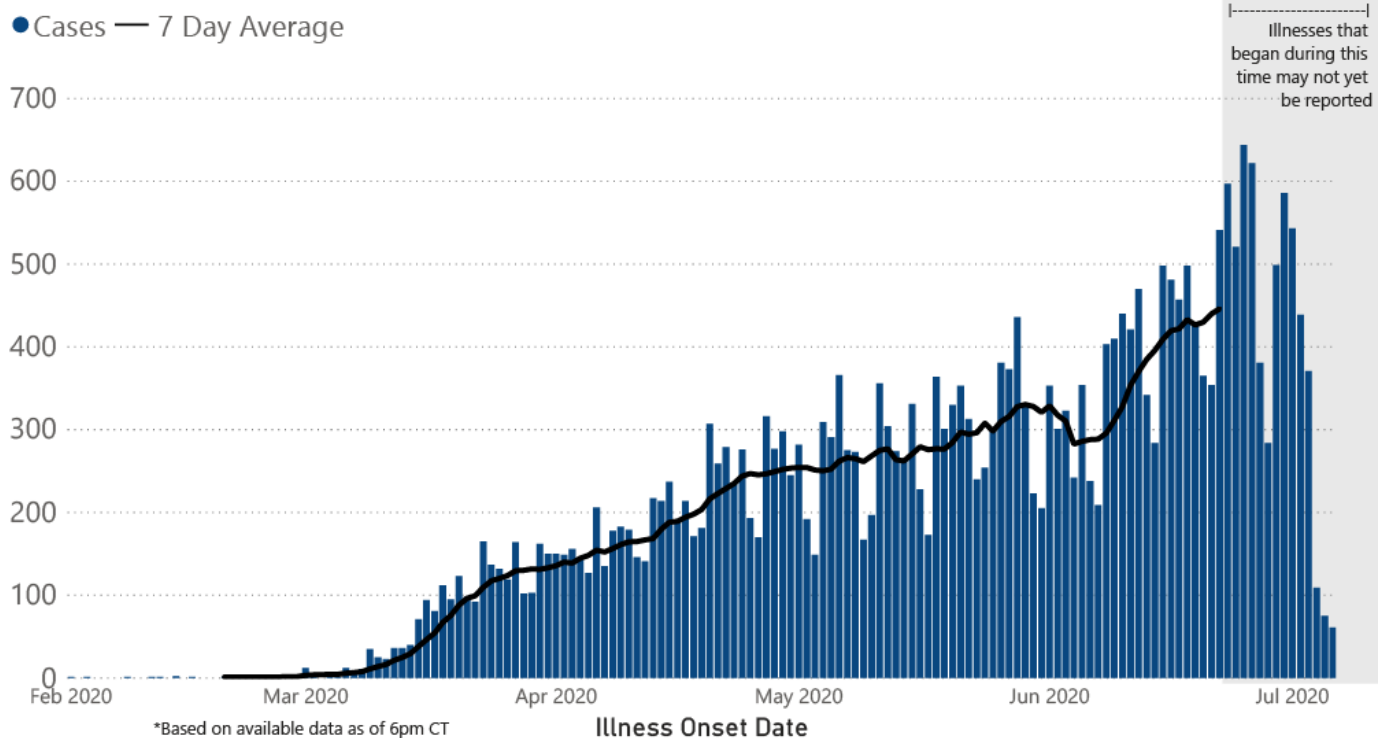
Total Cases
32,214

	American Indian or Alaska Native	Asian	Black	White	Other	Unknown
Non Hispanic	387	88	13,631	6,948	954	98
Hispanic	8	3	50	372	1,093	36
Unknown Ethnicity	692	12	1,710	834	1,595	3,703

Total Deaths
1,158

	American Indian or Alaska Native	Asian	Black	White	Other	Unknown
Non Hispanic	53	0	561	423	22	0
Hispanic	1	0	0	7	11	1
Unknown Ethnicity	18	0	18	26	13	4

COVID-19 Cases by Date of Illness Onset through July 6, 2020*, Mississippi



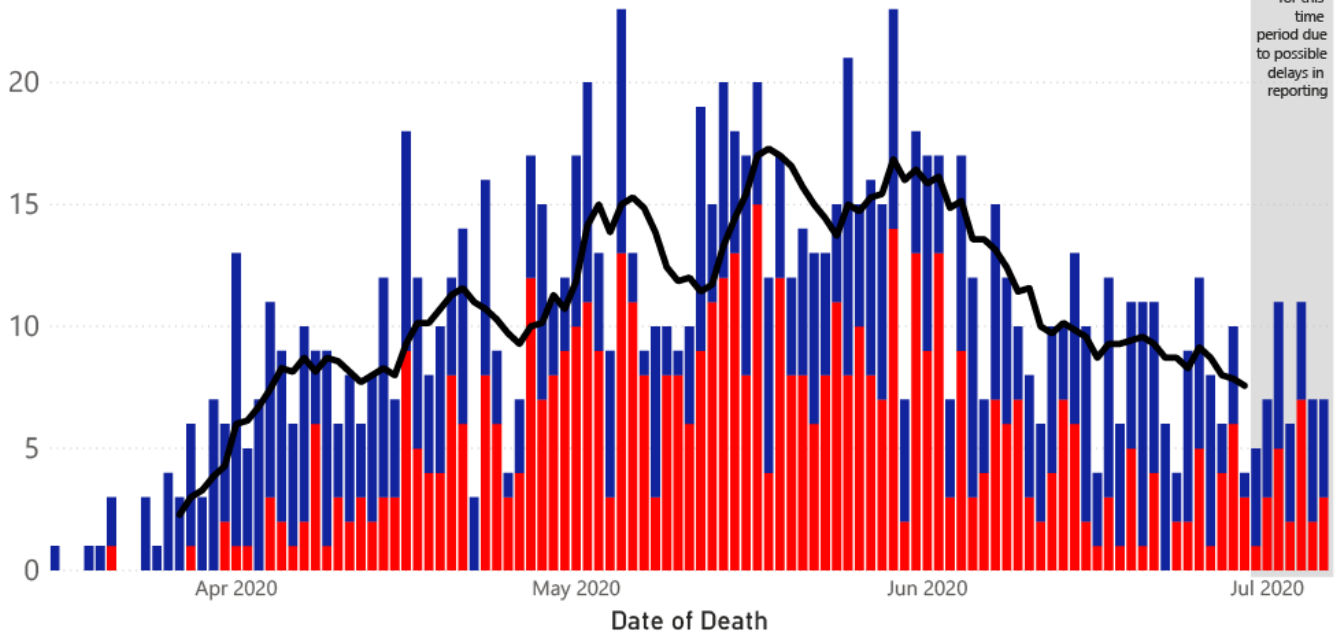
Note: Values up to two weeks in the past on the Date of Illness Onset chart above can change as we update it with new information from disease investigation.

COVID-19 LTCF* and Non-LTCF Deaths by Date of Death through July 6, 2020**, Mississippi

● Resident of LTCF Deaths ● Non-Resident of LTCF Deaths — 7 Day Average

25 *LTCF is Long Term Care Facility and includes Nursing Homes, ICF-IID, Assisted Living, and Personal Care Homes

**based on available data as of 6pm CT



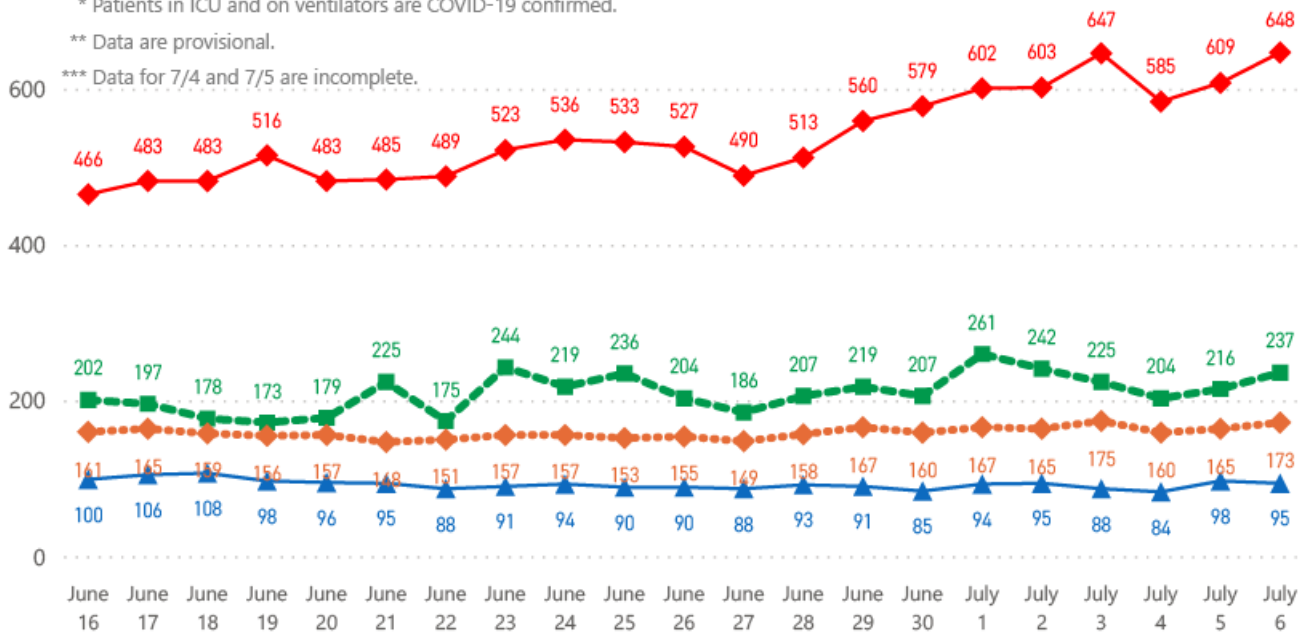
COVID-19 Hospitalizations Reported by MS Hospitals, 6/16/20-7/6/20 *, **, ***

◆ Patients with Confirmed Infection ■ Patients with Suspected Infection ◆ Patients in an ICU ▲ Patients on Ventilators

* Patients in ICU and on ventilators are COVID-19 confirmed.

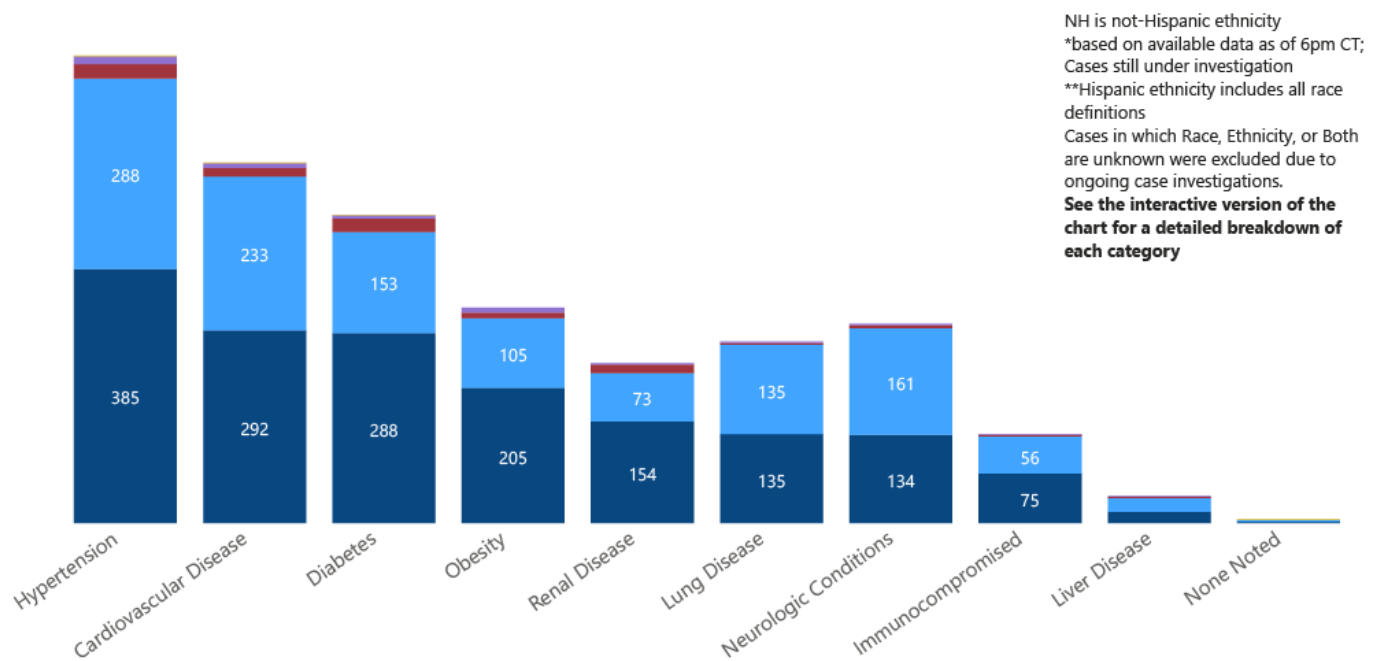
** Data are provisional.

*** Data for 7/4 and 7/5 are incomplete.

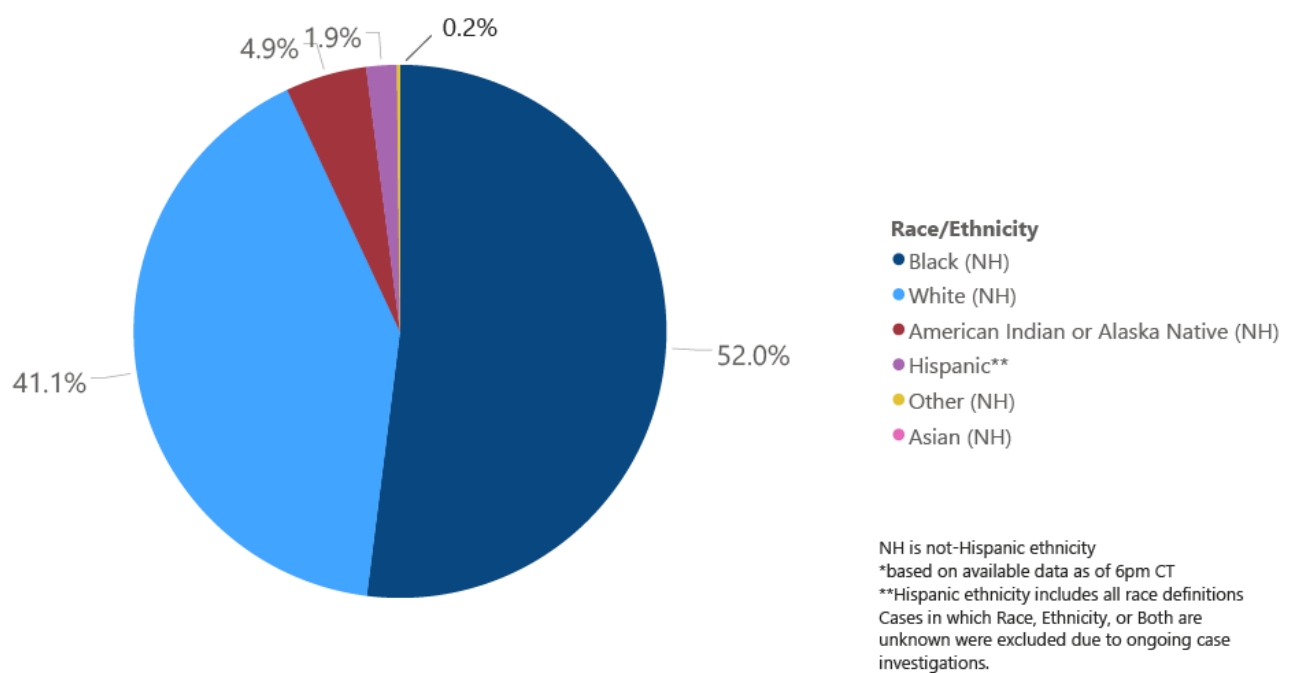


COVID-19 Underlying Conditions in Deaths by Race/Ethnicity through July 6, 2020*, Mississippi

Race/Ethnicity ● Black (NH) ● White (NH) ● American Indian or Alaska Native (NH) ● Hispanic** ● Other (NH) ● Asian (NH)

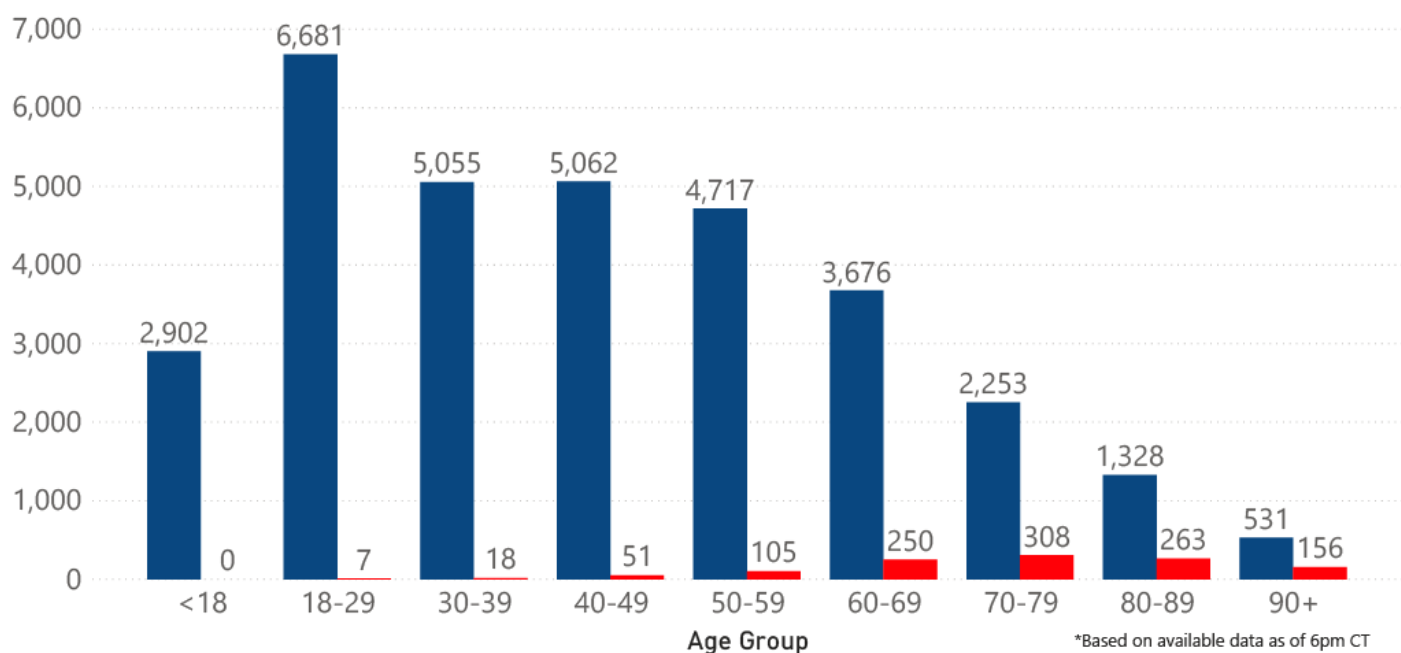


COVID-19 Deaths by Race/Ethnicity through July 6, 2020*, Mississippi

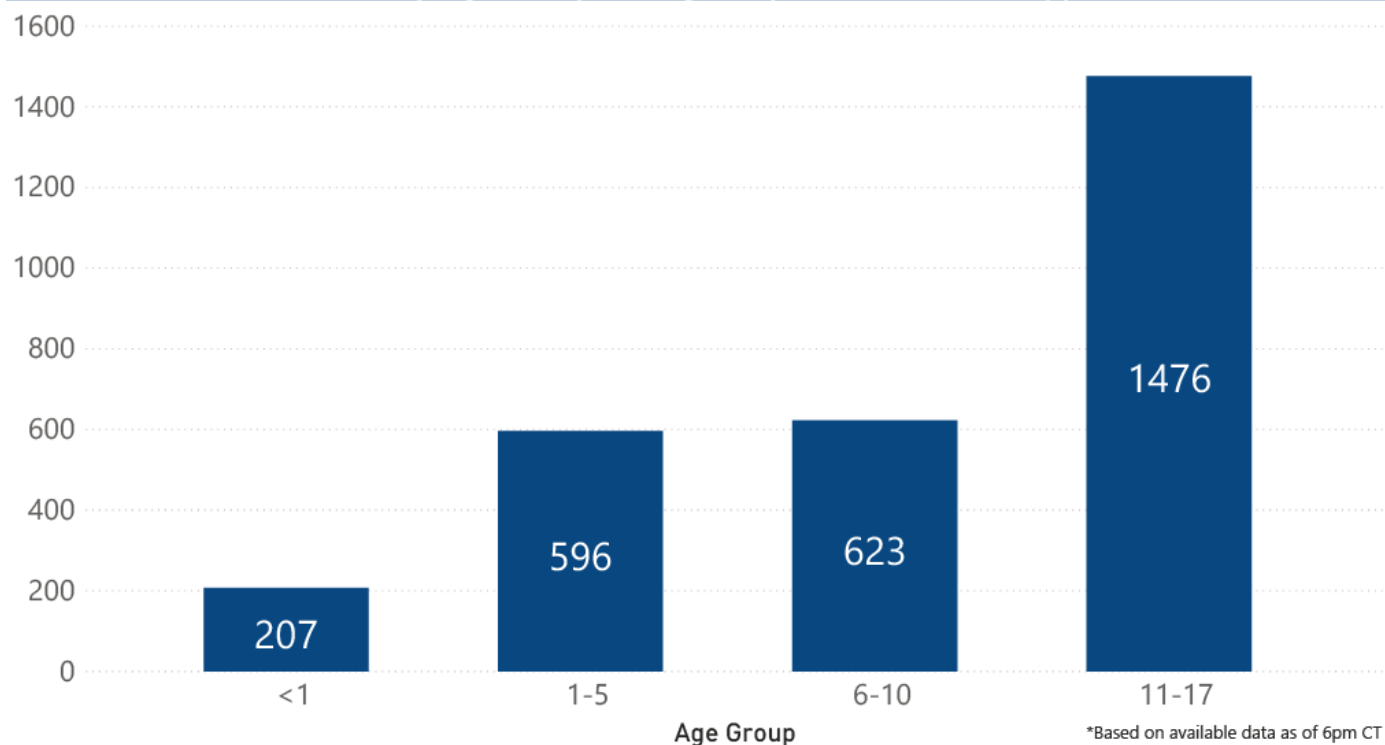


COVID-19 Cases and Deaths by Age Group through July 6, 2020*, Mississippi

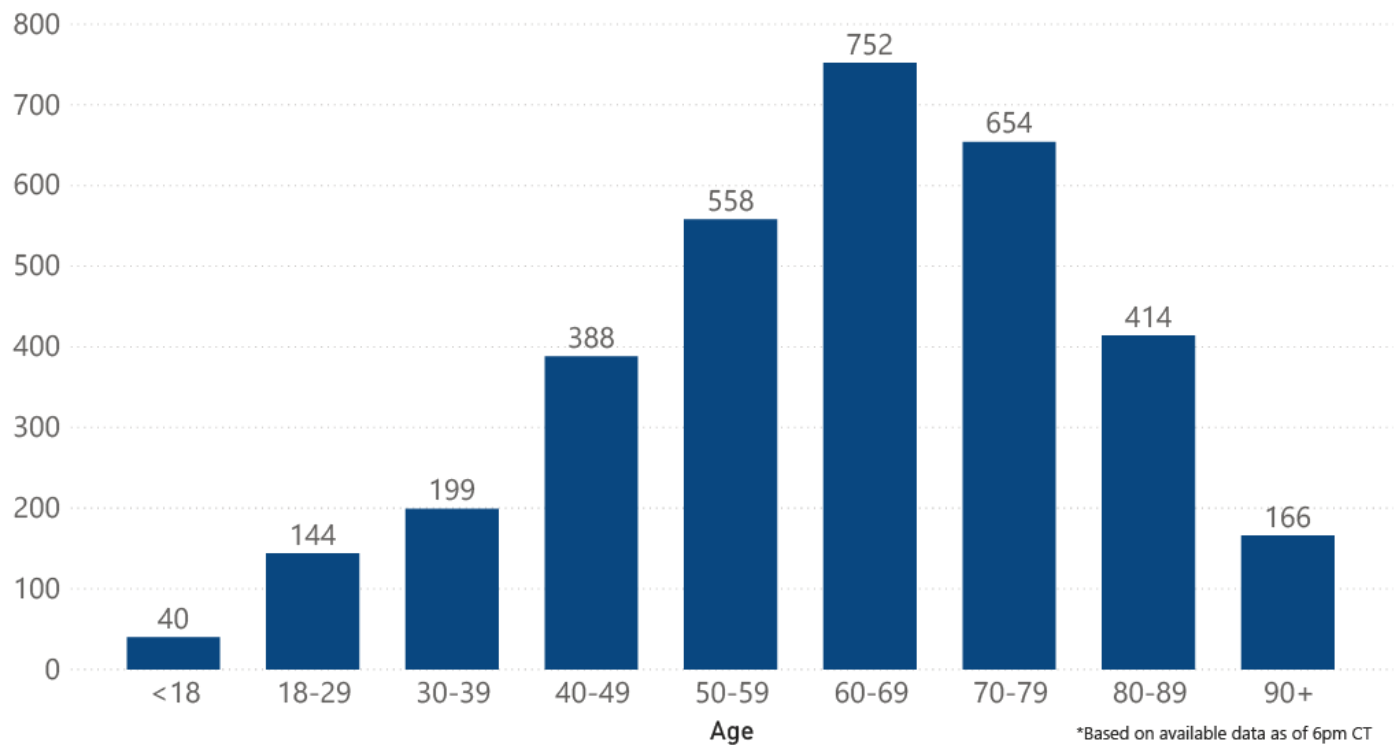
● Cases ● Deaths



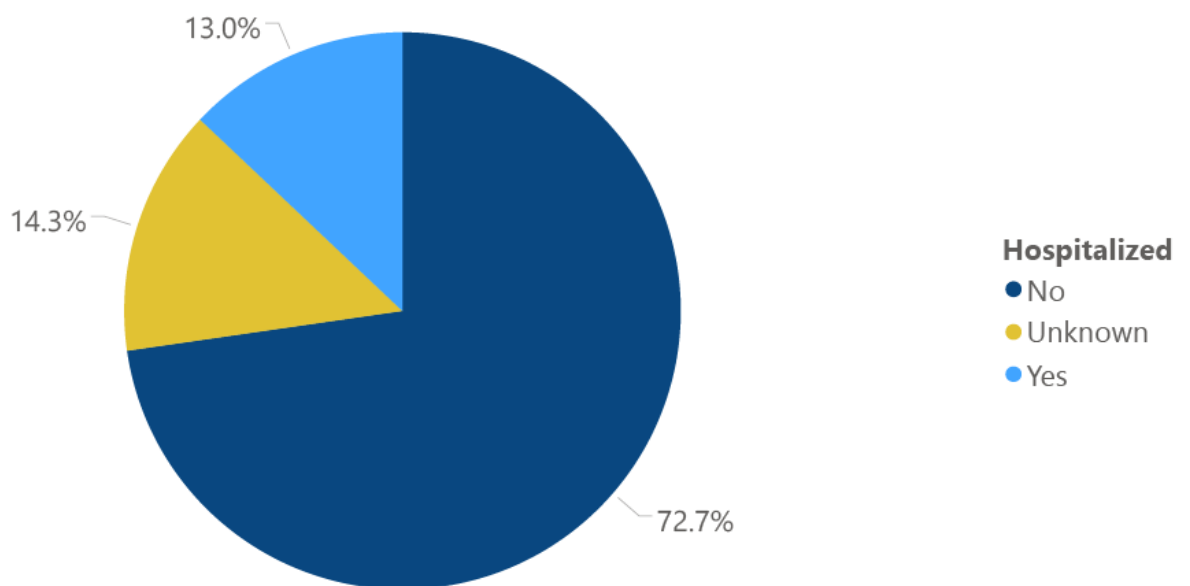
COVID-19 Pediatric Cases by Age Group through July 6, 2020*, Mississippi



COVID-19 Hospitalized Cases by Age through July 6, 2020*, Mississippi



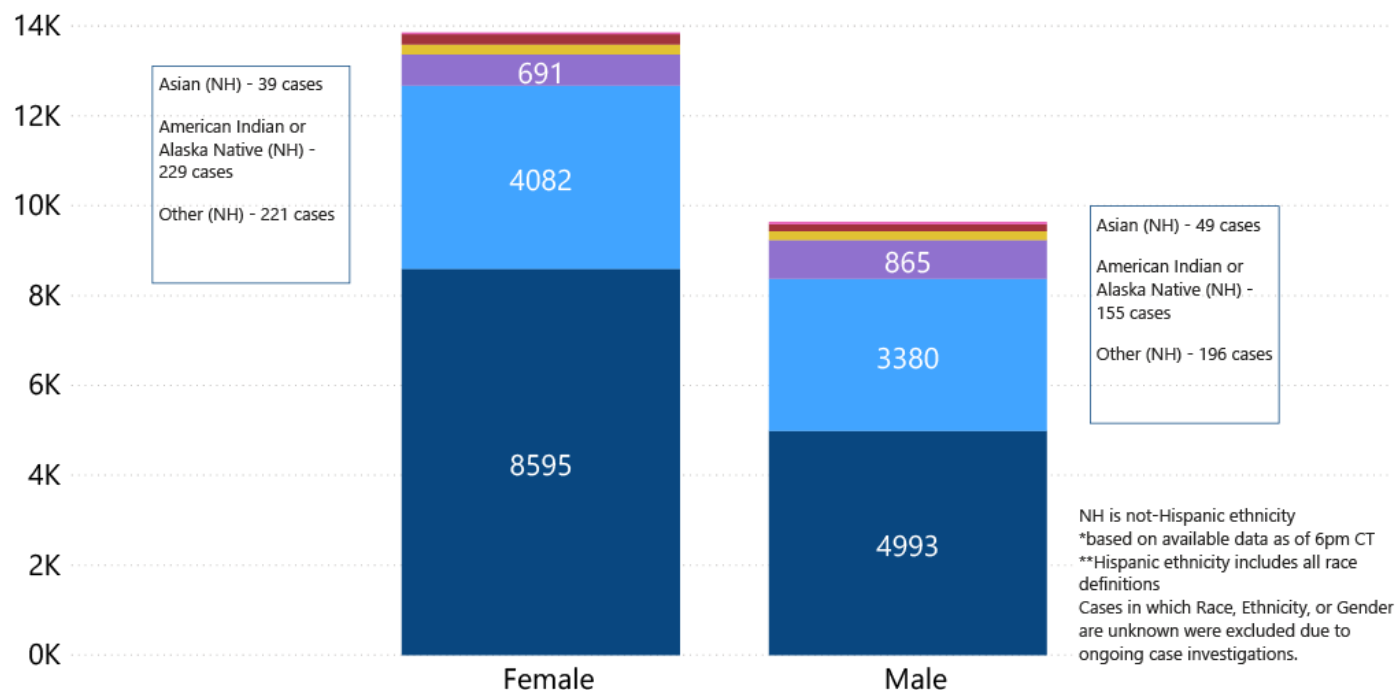
COVID-19 Cumulative Hospitalizations-Investigated Cases July 6, 2020 *



* N=25,595 6,621 cases excluded due to ongoing investigations, based on available data as of 6 pm CT

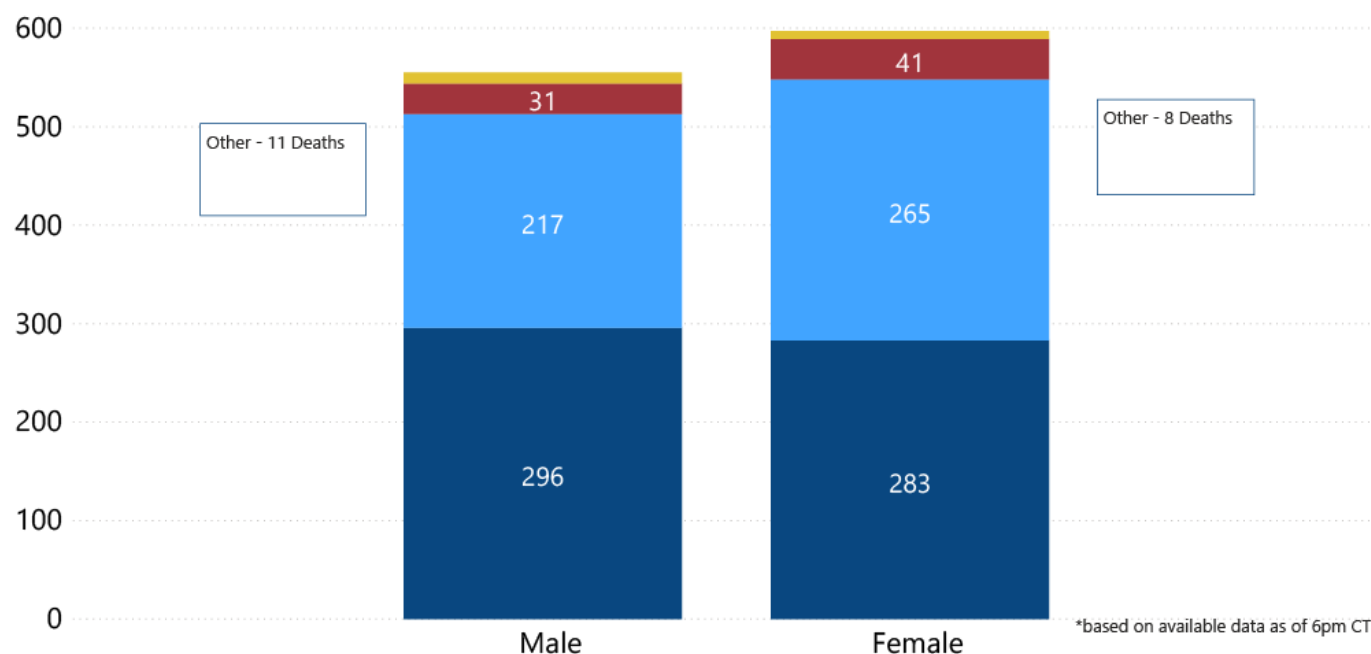
COVID-19 Cases by Race/Ethnicity and Gender through July 6, 2020*, Mississippi

Race/Ethnicity ● Black (NH) ● White (NH) ● Hispanic** ● Other (NH) ● American Indian or Alaska Native (NH) ● Asian (NH)

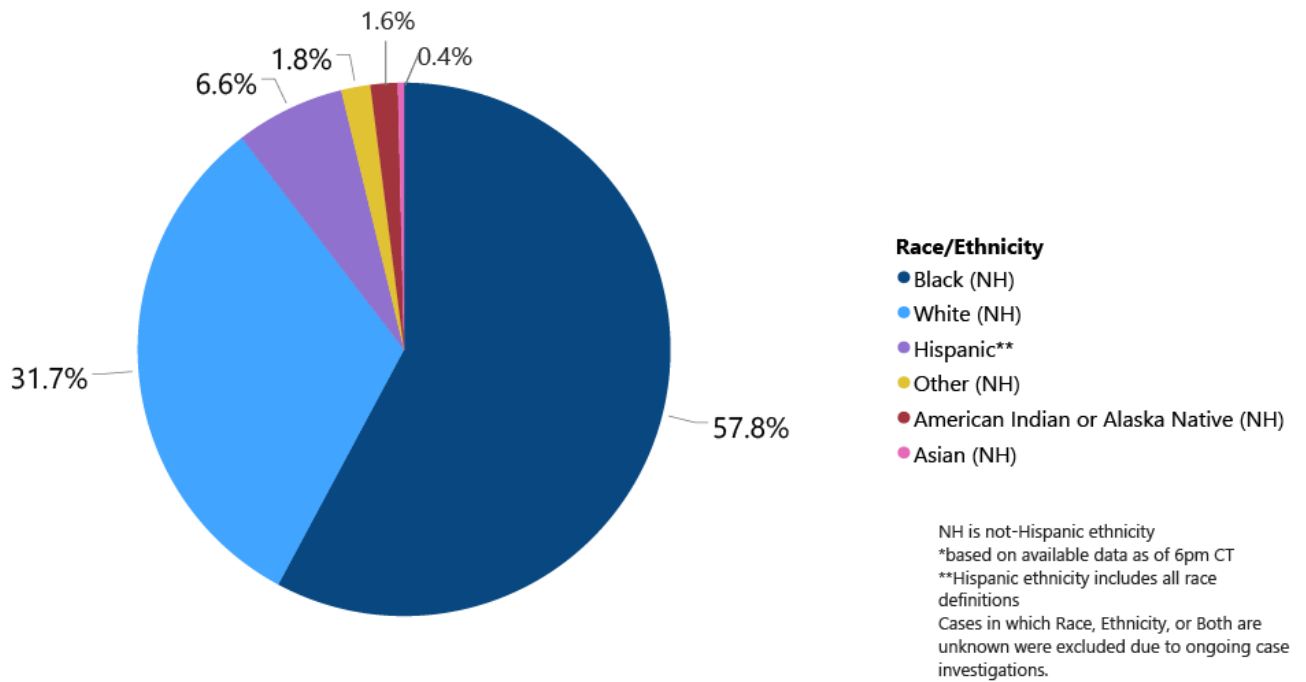


COVID-19 Deaths by Race and Gender through July 6, 2020*, Mississippi

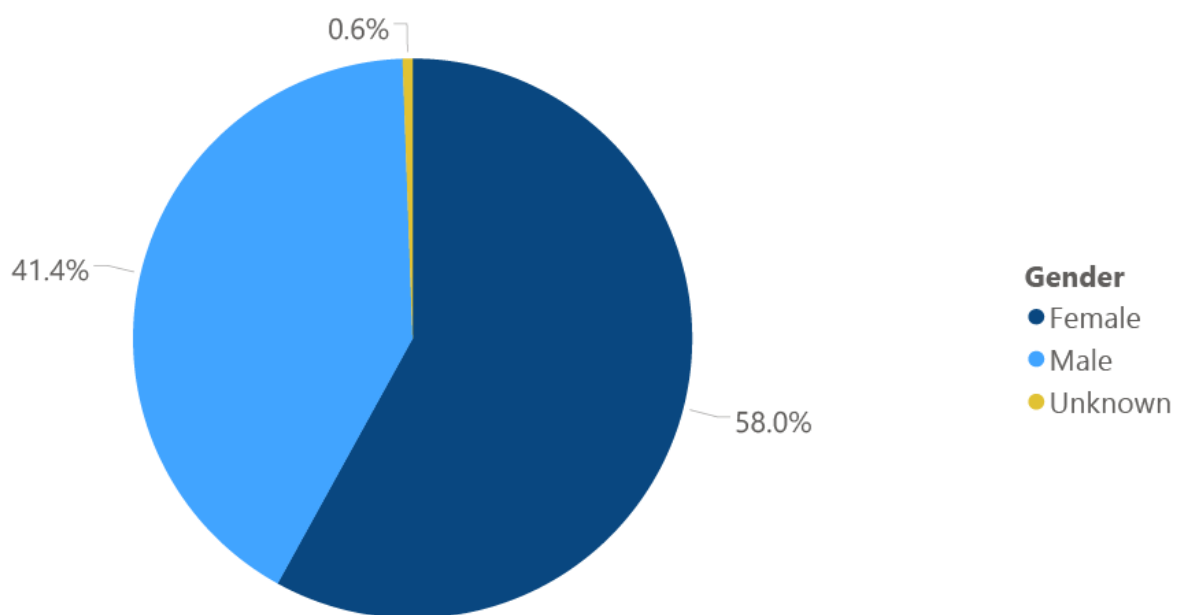
Race ● Black ● White ● American Indian or Alaska Native ● Other ● Asian



COVID-19 Cases by Race/Ethnicity through July 6, 2020*, Mississippi



COVID-19 Cases by Gender through July 6, 2020*, Mississippi



*Based on available data as of 6pm CT

Weekly High Case and High Incidence Counties

These weekly tables count cases based on the date of testing, not the date the test result was reported, and count only those cases where the date of testing is known.

They rank counties by weekly cases, and by incidence (cases proportional to population). A separate table ranking all counties is also available. **All tables updated weekly.**

COVID-19 High Case MS Counties Over 1 Week Period (June 29 - July 5, 2020*)

County	Cases (June 29-July 5)	Cases per 100,000 (June 29-July 5)	Cases to Date	Cases per 100,000 Total	Percent Change
HINDS	195	82.2	2536	1069.7	8%
GRENADA	89	422.7	490	2327.2	22%
HARRISON	84	40.6	933	451.5	10%
DESOTO	78	42.9	1620	890.1	5%
RANKIN	58	37.7	951	617.9	6%
MADISON	52	49.2	1314	1244.0	4%
COVINGTON	49	259.9	359	1904.2	16%
SIMPSON	49	183.1	323	1207.1	18%
SUNFLOWER	43	167.1	400	1554.3	12%
PIKE	40	101.1	441	1114.7	10%
JACKSON	38	26.5	638	445.3	6%
WARREN	37	80.1	516	1117.5	8%

*based on available data as of 6pm CT

Cases based on test date. Cases without test date excluded due to ongoing investigations.

Table will be updated weekly.

COVID-19 High Incidence MS Counties Over 1 Week Period (June 29-July 5, 2020*)

County	Cases (June 29-July 5)	Cases per 100,000 (June 29-July 5)	Cases to Date	Cases per 100,000 Total	Percent Change
GRENADA	89	422.7	490	2327.2	22%
COVINGTON	49	259.9	359	1904.2	16%
TALLAHATCHIE	30	214.5	137	979.5	28%
JEFFERSON	15	211.1	108	1519.8	16%
SIMPSON	49	183.1	323	1207.1	18%
SUNFLOWER	43	167.1	400	1554.3	12%
CLAIBORNE	14	155.5	279	3099.3	5%
MONTGOMERY	15	149.7	135	1346.9	13%
ADAMS	35	112.2	313	1003.5	13%
BOLIVAR	35	111.7	340	1085.1	11%
HUMPHREYS	9	109.0	150	1816.6	6%
NOXUBEE	11	104.4	267	2534.4	4%

*based on available data as of 6pm CT

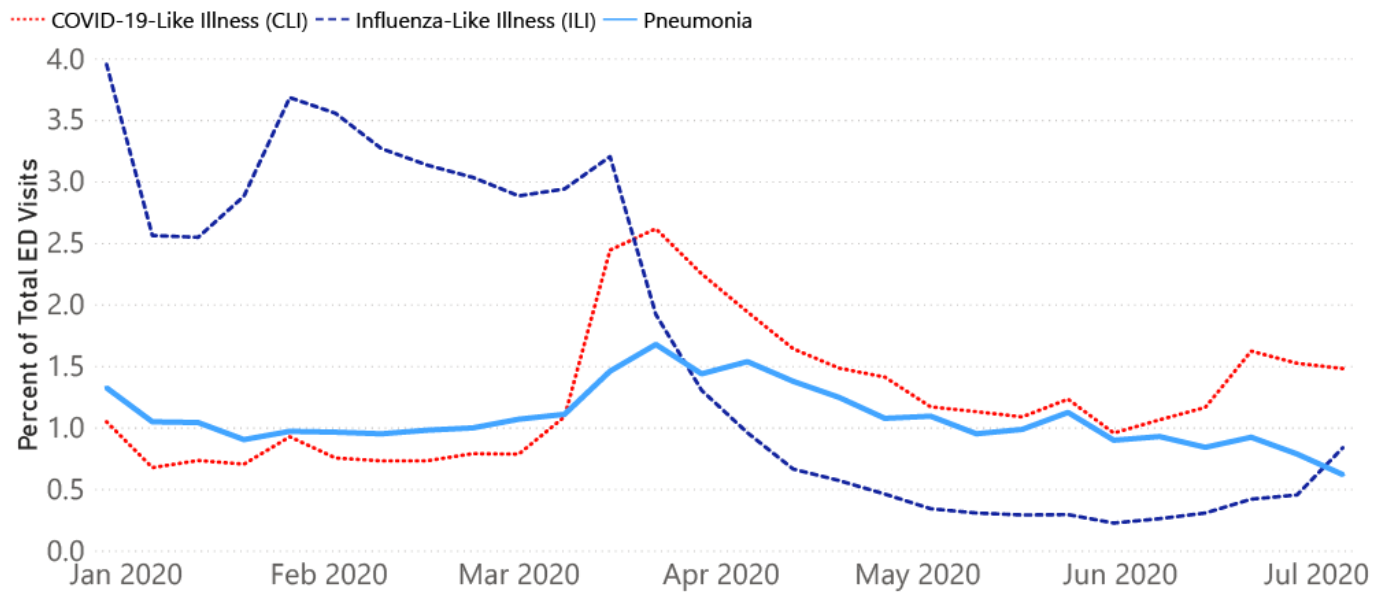
Cases based on test date. Cases without test date excluded due to ongoing investigations.

Table will be updated weekly.

Syndromic Surveillance

Emergency department visits by those with symptoms characteristic of COVID-19, influenza and pneumonia, updated weekly.

Percentage of Emergency Department and Clinic visits for CLI, ILI, and Pneumonia Cases Weekly Statewide Summary, December 29, 2019 - July 5, 2020



*The graph represents syndromic surveillance data from emergency department visits, reported electronically by hospitals throughout the state, that are consistent with COVID-19-Like Illness (CLI), Influenza-Like Illness (ILI), and Pneumonia. Based on available data as of 6pm CT. Graph will be updated weekly.

Estimated Recoveries

Presumed COVID-19 cases recovered, estimated weekly (does not include cases still under investigation).

COVID-19 Presumed Recovered Cases through July 5, 2020, Mississippi

22,167
Presumed Recovered*

*Reflects Provisional Estimates. Presumed Recovered if:

- 1) It has been 14 days or more since the case tested positive, if they were not hospitalized
- 2) It has been 21 days or more since the case tested positive, if they were hospitalized or hospitalization was unknown.

All deaths excluded. Presumed recovered counts will be updated weekly.

U.S. and World Cases

- ▶ [COVID-19 cases in the United States \(CDC\)](#)
- ▶ [U.S. COVID-19 Tracker \(CDC\)](#)
- ▶ [COVID-19 Global Case Map \(Johns Hopkins University\)](#)

COVID-19 Testing

Statewide Combined Testing as of July 5

COVID-19 testing providers around the state include commercial laboratories as well as hospital labs. Combined with testing done by the MSDH Public Health Laboratory, the figures provide a complete picture of all Mississippi testing.

PCR testing detects current, active COVID-19 infection in an individual.

Antibody (serology) testing identifies individuals with past COVID-19 infection based on antibodies they develop one to three weeks after infection.

	Total tests	PCR	Antibody
MSDH Public Health Laboratory	58,154	58,154	0
Other testing providers	268,933	256,305	12,628
Total tests for COVID-19 statewide	327,087	314,459	12,628

MSDH Individuals Tested as of July 6

MSDH Public Health Laboratory (MPHL) testing totals as of 3 p.m. These totals are for tests performed at the MPHL only.

- Total individuals tested by the MPHL: **51,237**
- Total positive individuals from MPHL tests: **4,593**

Getting Tested for COVID-19

The MSDH Public Health Laboratory, its partners, and private providers are testing statewide for COVID-19.

Anyone with symptoms of fever, severe cough or severe chest pains – especially those who are older or in poor health – should make arrangements for testing with their doctor or one of the many healthcare providers now performing testing. Healthcare providers can assess your health history and symptoms, and perform testing for COVID-19 as needed. MSDH is also helping conduct free drive-up testing sites in many parts of the state. **Always call ahead to the testing provider for instructions on safely being examined before you visit for your test.**

- ▶ [Find a COVID-19 testing provider near you](#)

- ▶ [Video: A tour through COVID-19 testing at the MSDH Public Health Lab](#)

Prevention and Guidance for Individuals and the Community

- ▶ [Preventive steps to take, recommendations, guidance and general information on COVID-19](#)

Subscribe to our free newsletter and health alerts:



Last reviewed on Mar 5,

2020

[error on this](#)

[email page](#)

[print](#)

Related resources

- ▶ [Local COVID-19 Testing Providers](#)
- ▶ [COVID-19 Guidance and Prevention for Individuals and the Community](#)

Updated June 29, 2020

More topics

- ▶ [\[Espanol, Tieng Viet, ASL \]](#)
- ▶ [COVID-19 Cases and Deaths Data](#)
- ▶ [Diagnostic Testing EUA](#)
- ▶ [Executive Orders](#)
- ▶ [Handouts and Posters](#)
- ▶ [Healthcare Professionals](#)
- ▶ [Interactive Map and Charts](#)
- ▶ [Prevention and Safety Guidance](#)
- ▶ [Testing for COVID-19](#)

Over 65?

**Stay Home.
Stay Safe.
Stay Healthy.**

[LEARN MORE](#)



AGENCY

[About Us](#)

[Administration](#)

[Board of Health](#)

[County Offices](#)

[Institutional Review](#)

[Jobs](#)

[Locations](#)

[Public Health Laboratory](#)

[RFPs/Grants](#)

[More »](#)

[Intranet](#)

[OHIT+ER Service Center](#)

[Webmail](#)

INFORMATION

[Apps](#)

[Calendar of Events](#)

[Contact Us](#)

[Meetings](#)

[Health Resources](#)

[Hotlines](#)

[Locations](#)

[News](#)

[Newsletter](#)

[Phone Numbers](#)

[Español](#)

I NEED A ...

[Birth Certificate](#)

[Certificate of Need](#)

[Children's Health Insurance](#)

[Complaint Form](#)

[Criminal History Check](#)

[Death Certificate](#)

[Divorce Record](#)

[Food Permit](#)

[Immunization Record](#)

[J-1 Visa](#)

[License Verification](#)

[Marriage Record](#)

[Professional License](#)

[Public Records Request](#)

[Wastewater Application](#)

PUBLICATIONS

[Annual Report](#)

[CON Weekly Reports](#)

[Health Facilities Directory](#)

[Mississippi Morbidity Reports](#)

[Public Health Report](#)

[State Health Plan](#)

[Strategic Plan](#)

[More »](#)

