



## Coronavirus Disease 2019 (COVID-19)

Updated July 8, 2020



The national Centers for Disease Control and Prevention (CDC) and the Mississippi State Department of Health continue to closely monitor the outbreak of respiratory illnesses caused by the novel (new) coronavirus COVID-19, and are working to limit the spread of cases nationally and in Mississippi. MSDH is actively working with doctors and hospitals to quickly identify cases and respond effectively to limit this outbreak.



**If you are waiting for test results, it is essential to remain at home if you have symptoms of COVID-19.**

Do not go to work or leave home. Stay in a specific room at home and avoid contact with other family members as much as possible.

If you are awaiting results from a **routine screening** test, but have no symptoms, you may return to work under the guidance of your employer (unless otherwise directed by the Mississippi State Department of Health).

▶ [More important steps for you and your family](#)

### Healthcare Professionals

Guidance and more →

- ▶ [MSDH guidances](#)
- ▶ [Specimens](#)
- ▶ [Lab dropoff](#)
- ▶ [CDC guidances](#)
- ▶ [MS-HAN Alerts](#)

[ALL HEALTHCARE](#)

### Current Cases and Statistics

County and state data →

- ▶ [Current cases and deaths](#)
- ▶ [Map and charts](#)
- ▶ [Long-term care facilities](#)
- ▶ [Lab testing](#)
- ▶ [Recoveries](#)

[ALL STATISTICS](#)

## Re-opening, Safety and Testing

Personal and community →

- ▶ [Re-opening guidance](#)
- ▶ [Find COVID-19 testing](#)
- ▶ [After you get tested](#)
- ▶ [Personal protection](#)
- ▶ [Community prevention](#)
- ▶ [General information](#)

### [ALL PREVENTION](#)

Mississippi Coronavirus Hotline (7 days a week, 7 a.m.–7 p.m.): **877-978-6453**  
Hard of hearing? Dial 711 for assistance.

## COVID-19 in Mississippi

New Cases and Deaths as of July 7

### NEW CASES

**674**

New COVID-19 positive test results reported to MSDH as of 6 p.m. yesterday.

### NEW DEATHS

**30**

New COVID-19 related deaths reported to MSDH as of 6 p.m. yesterday.

Calhoun	1
Harrison	1
Hinds	5
Lauderdale	1
Leake	1
Lee	1
Leflore	3

Madison	1
Monroe	1
Newton	1
Oktibbeha	1
Pike	1
Rankin	2
Smith	1
Tate	1
Union	1
Walthall	1
Warren	2
Wayne	1
Winston	2
Yalobusha	1

## LTC OUTBREAKS

108

Current outbreaks in long-term care facilities only. (One or more cases among staff or residents counts as an outbreak.)

**About our case counts:** We currently update our case totals each morning based on test results from the previous day. Outside laboratories also report positive test results to us, which are included in our totals.

County case numbers and deaths may change as investigation finds new or additional information.

## Cases and Deaths by County

Totals of all reported cases since March 11, including those in long-term care (LTC) facilities.

County	Total Cases	Total Deaths	Total LTC Facility Cases	Total LTC Facility Deaths
Adams	332	18	44	10
Alcorn	76	2	1	1
Amite	104	3	13	2
Attala	365	23	89	19
Benton	42	0	1	0
Bolivar	370	18	32	6
Calhoun	142	5	23	4
<b>Total</b>	<b>32,888</b>	<b>1,188</b>	<b>2,833</b>	<b>570</b>

<b>County</b>	<b>Total Cases</b>	<b>Total Deaths</b>	<b>Total LTC Facility Cases</b>	<b>Total LTC Facility Deaths</b>
Carroll	171	11	45	9
Chickasaw	291	19	36	11
Choctaw	75	4	0	0
Claiborne	289	10	43	8
Clarke	211	25	19	9
Clay	251	11	1	1
Coahoma	213	6	0	0
Copiah	627	15	29	3
Covington	396	5	2	0
Desoto	1767	18	20	5
Forrest	927	43	95	29
Franklin	47	2	3	1
George	94	3	1	0
Greene	108	9	34	6
Grenada	522	7	42	4
Hancock	134	13	9	4
Harrison	1003	12	91	5
Hinds	2642	46	138	16
Holmes	570	41	98	20
Humphreys	156	9	18	6
Issaquena	10	1	0	0
Itawamba	140	8	34	7
Jackson	704	17	46	5
Jasper	266	6	1	0
Jefferson	114	3	0	0
Jefferson Davis	114	4	3	1
Jones	1159	49	155	33
Kemper	179	14	38	9
Lafayette	419	4	42	1
Lamar	500	7	3	2
Lauderdale	937	81	202	52
Lawrence	189	2	0	0
Leake	598	20	3	0
<b>Total</b>	<b>32,888</b>	<b>1,188</b>	<b>2,833</b>	<b>570</b>

<b>County</b>	<b>Total Cases</b>	<b>Total Deaths</b>	<b>Total LTC Facility Cases</b>	<b>Total LTC Facility Deaths</b>
Lee	575	21	64	14
Leflore	507	56	171	41
Lincoln	492	34	111	26
Lowndes	515	13	22	6
Madison	1355	36	135	18
Marion	308	12	15	2
Marshall	264	3	6	0
Monroe	431	35	99	29
Montgomery	143	2	0	0
Neshoba	1016	73	97	27
Newton	352	10	7	1
Noxubee	273	8	15	3
Oktibbeha	557	28	128	18
Panola	392	6	2	1
Pearl River	269	32	48	12
Perry	76	4	0	0
Pike	466	17	41	8
Pontotoc	316	6	3	1
Prentiss	111	3	24	3
Quitman	89	1	0	0
Rankin	999	15	33	0
Scott	785	15	14	2
Sharkey	40	0	1	0
Simpson	360	3	2	0
Smith	234	12	52	8
Stone	72	2	2	1
Sunflower	436	8	1	0
Tallahatchie	156	4	3	1
Tate	319	12	28	8
Tippah	142	11	0	0
Tishomingo	91	1	2	0
Tunica	115	3	12	2
Union	233	11	20	8
<b>Total</b>	<b>32,888</b>	<b>1,188</b>	<b>2,833</b>	<b>570</b>

County	Total Cases	Total Deaths	Total LTC Facility Cases	Total LTC Facility Deaths
Walthall	208	7	2	1
Warren	540	20	39	9
Washington	626	10	9	1
Wayne	551	16	27	2
Webster	128	11	52	10
Wilkinson	94	9	5	2
Winston	282	10	32	7
Yalobusha	183	8	35	7
Yazoo	533	6	20	2
<b>Total</b>	<b>32,888</b>	<b>1,188</b>	<b>2,833</b>	<b>570</b>

**The numbers in this table are provisional.** County case numbers and deaths may change as investigation finds new or additional information about residence.

## Case Classifications

Mississippi investigates and reports both probable and confirmed cases and deaths according to the [CSTE case definition](#).

	Confirmed	Probable	Total
Cases	32,620	268	<b>32,888</b>
Deaths	1,168	20	<b>1,188</b>

Confirmed cases and deaths are generally determined by positive PCR tests, which detect the presence of ongoing coronavirus infection.

Probable cases are those who test positive by other testing methods such as antibody or antigen, and have recent symptoms consistent with COVID-19, indicating a recent infection.

Probable deaths are those individuals with a designation of COVID-19 as a cause of death on the death certificate, but where no confirmatory testing was performed.

## Mississippi Cases and Deaths Tables

- ▶ [Mississippi COVID-19 cases and deaths by county, race and ethnicity](#)  
Current and past data tables
- ▶ [Mississippi counties ranked by weekly cases and incidence](#)

## Long-Term Care Facility Cases and Outbreaks

Long-term care (LTC) facilities like nursing homes are considered high risk locations because their residents are older or in poor health. Even one case of COVID-19 in these facilities among residents or employees is considered an outbreak. We investigate residents, staff and close contacts of infected individuals for possible exposure. Residential care facilities also represent group living facilities where COVID-19 can be easily spread.

- ▶ [Mississippi COVID-19 cases and deaths in long-term care facilities](#) PDF  
Long-term care facilities include nursing homes, personal care homes, assisted living homes, and intermediate care facilities for individuals with intellectual disability (ICF-IID)

▶ [Mississippi COVID-19 cases and deaths in residential care facilities](#) PDF

Residential care facilities include psychiatric or chemical dependency residential treatment centers and long-term acute care facilities.

### *Active Outbreaks*

The table of active outbreaks lists all facilities that have reported a current COVID-19 outbreak. Resident and employee totals are for those cases associated with the current outbreak **only**. The reported deaths are those which have occurred only among the cases in the current outbreak.

▶ [Mississippi long-term care facilities with active COVID-19 outbreaks](#) PDF

July 2, 2020

---

## Mississippi COVID-19 Map and Charts

### Data Summaries as of July 7

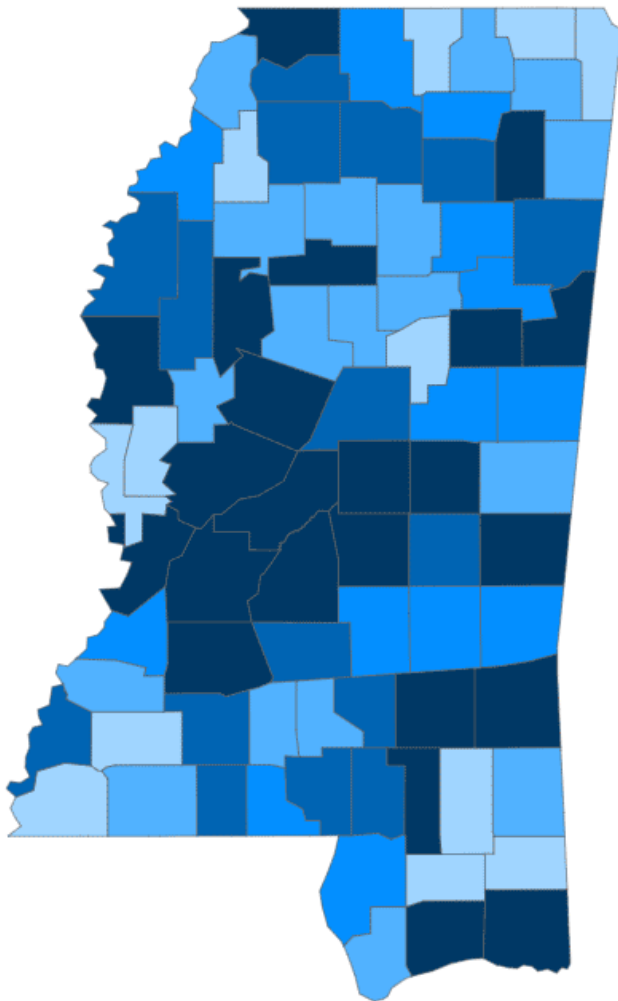
Our state case map and other data charts are also available in interactive form.

- ▶ [View interactive map](#)
- ▶ [View interactive epidemiological trend and syndromic surveillance](#)
- ▶ [View interactive hospitalization chart](#)

The charts below are based on available data at the time of publication. Charts do **not** include cases where insufficient details of the case are known.

Mississippi COVID-19  
Cases and Deaths by Race with Ethnicity  
as of 6 pm CT, July 7, 2020

Total Cases  
**32,888**



● 1 to 100 ● 101 to 200 ● 201 to 300 ● 301 to 500 ● >500

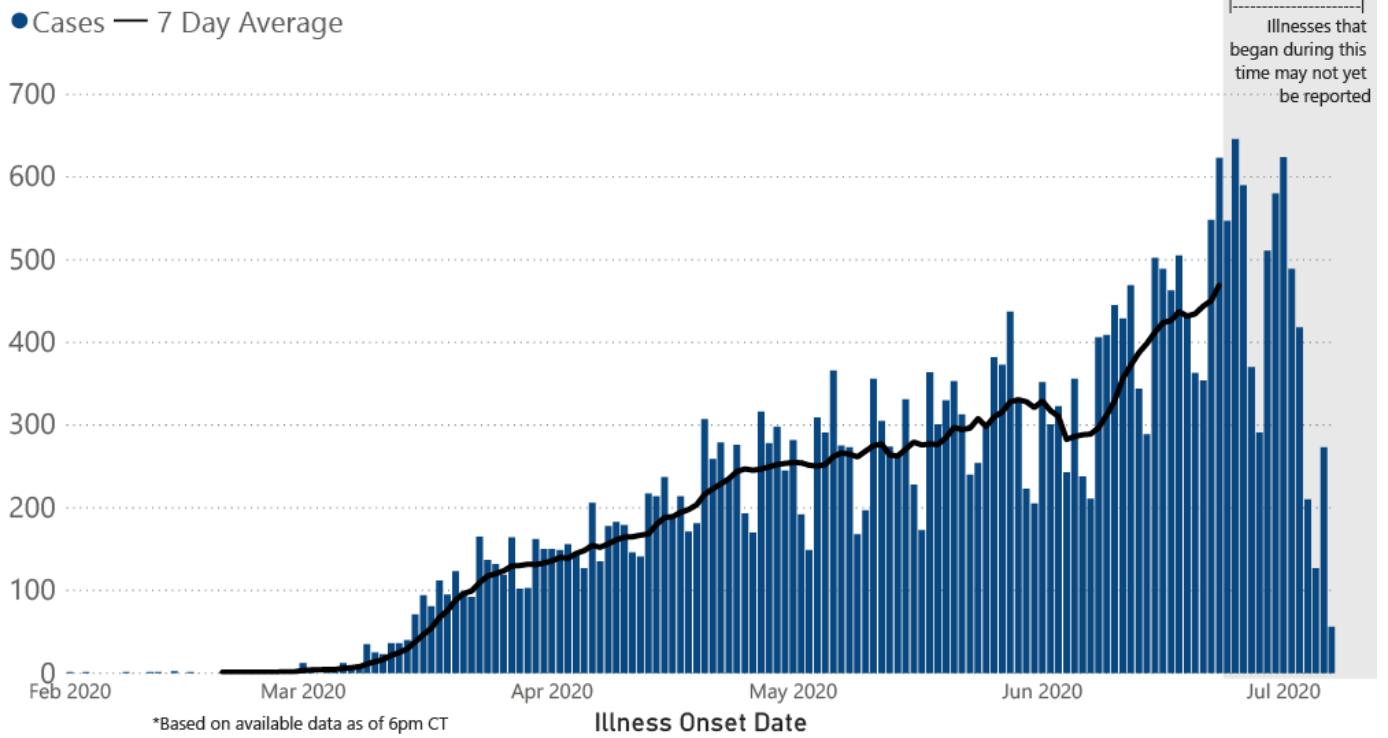
	American Indian or Alaska Native	Asian	Black	White	Other	Unknown
Non Hispanic	387	90	13,892	7,696	427	97
Hispanic	8	3	51	388	1,098	36
Unknown Ethnicity	697	12	1,777	1,123	1,436	3,670

Total Deaths  
**1,188**

	American Indian or Alaska Native	Asian	Black	White	Other	Unknown
Non Hispanic	53	0	575	458	2	0
Hispanic	1	0	0	9	9	1
Unknown Ethnicity	18	0	20	30	8	4

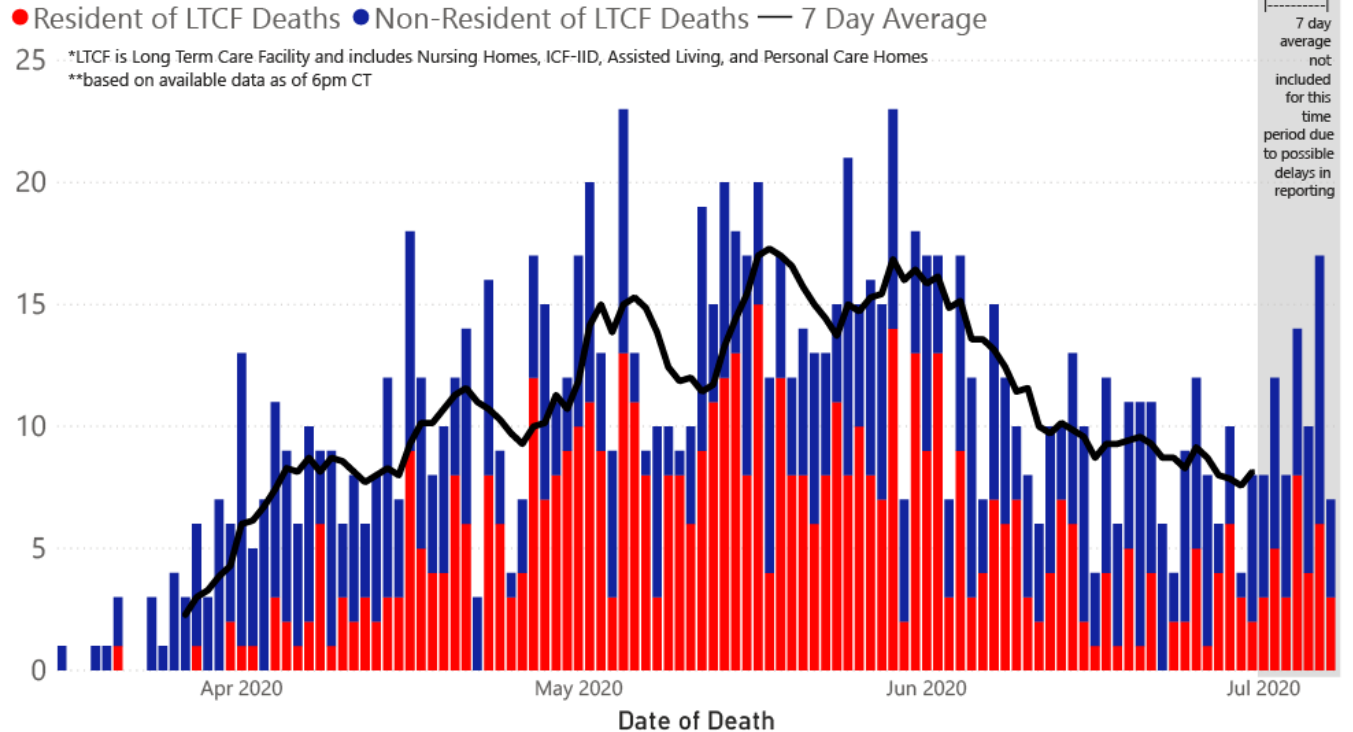


## COVID-19 Cases by Date of Illness Onset through July 7, 2020\*, Mississippi

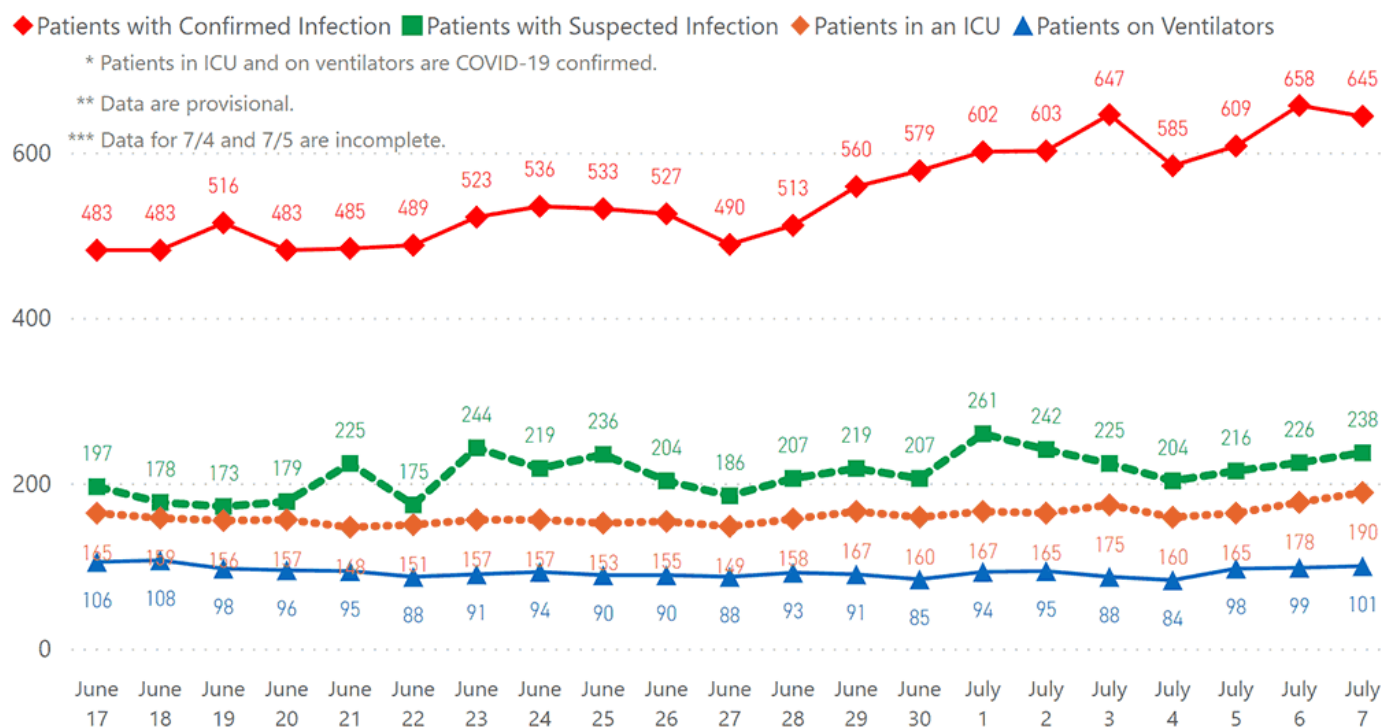


**Note:** Values up to two weeks in the past on the Date of Illness Onset chart above can change as we update it with new information from disease investigation.

## COVID-19 LTCF\* and Non-LTCF Deaths by Date of Death through July 7, 2020\*\*, Mississippi

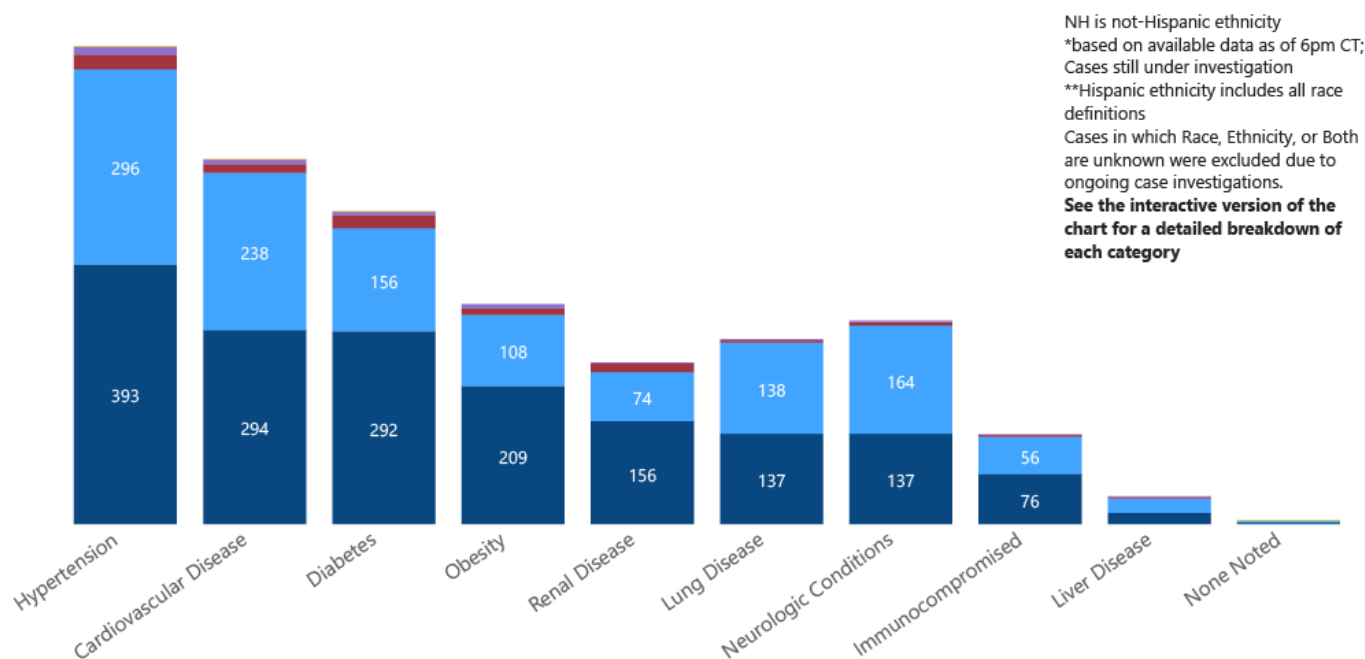


## COVID-19 Hospitalizations Reported by MS Hospitals, 6/17/20-7/7/20 \*, \*\*, \*\*\*

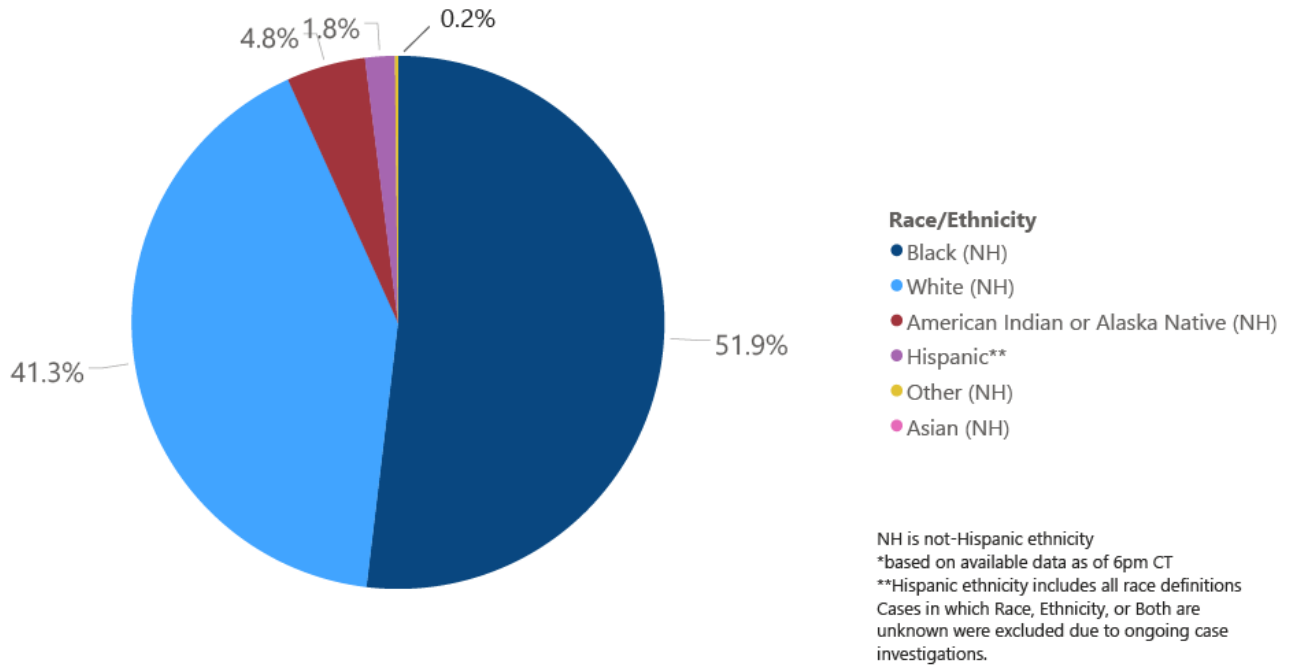


## COVID-19 Underlying Conditions in Deaths by Race/Ethnicity through July 7, 2020\*, Mississippi

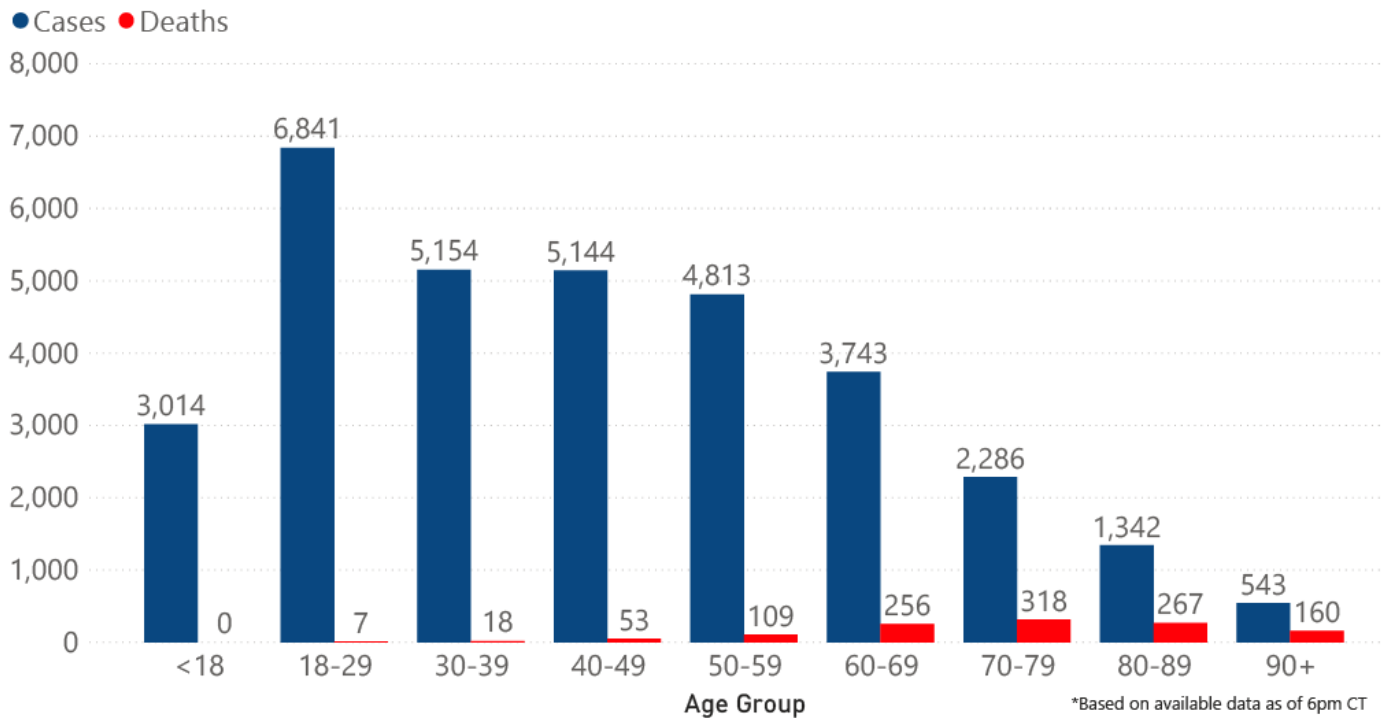
Race/Ethnicity ● Black (NH) ● White (NH) ● American Indian or Alaska Native (NH) ● Hispanic\*\* ● Other (NH) ● Asian (NH)



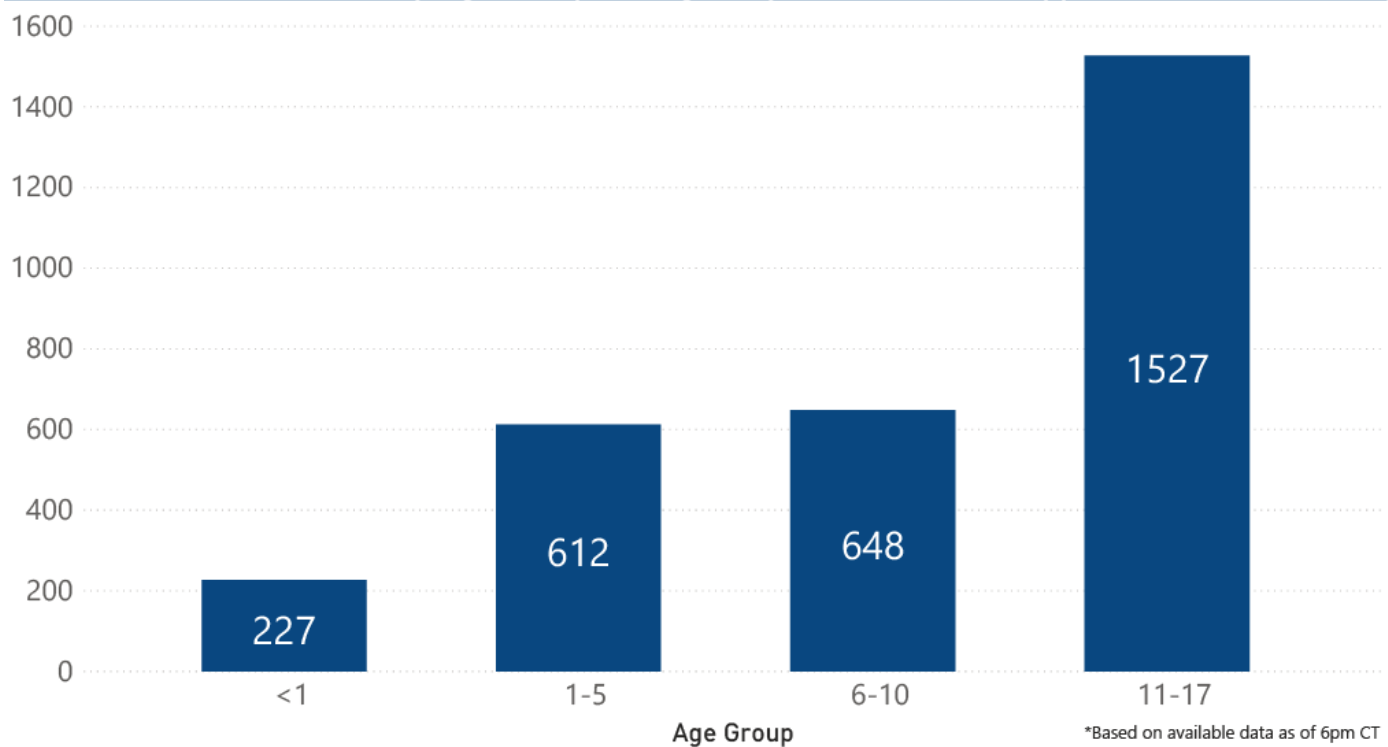
## COVID-19 Deaths by Race/Ethnicity through July 7, 2020\*, Mississippi



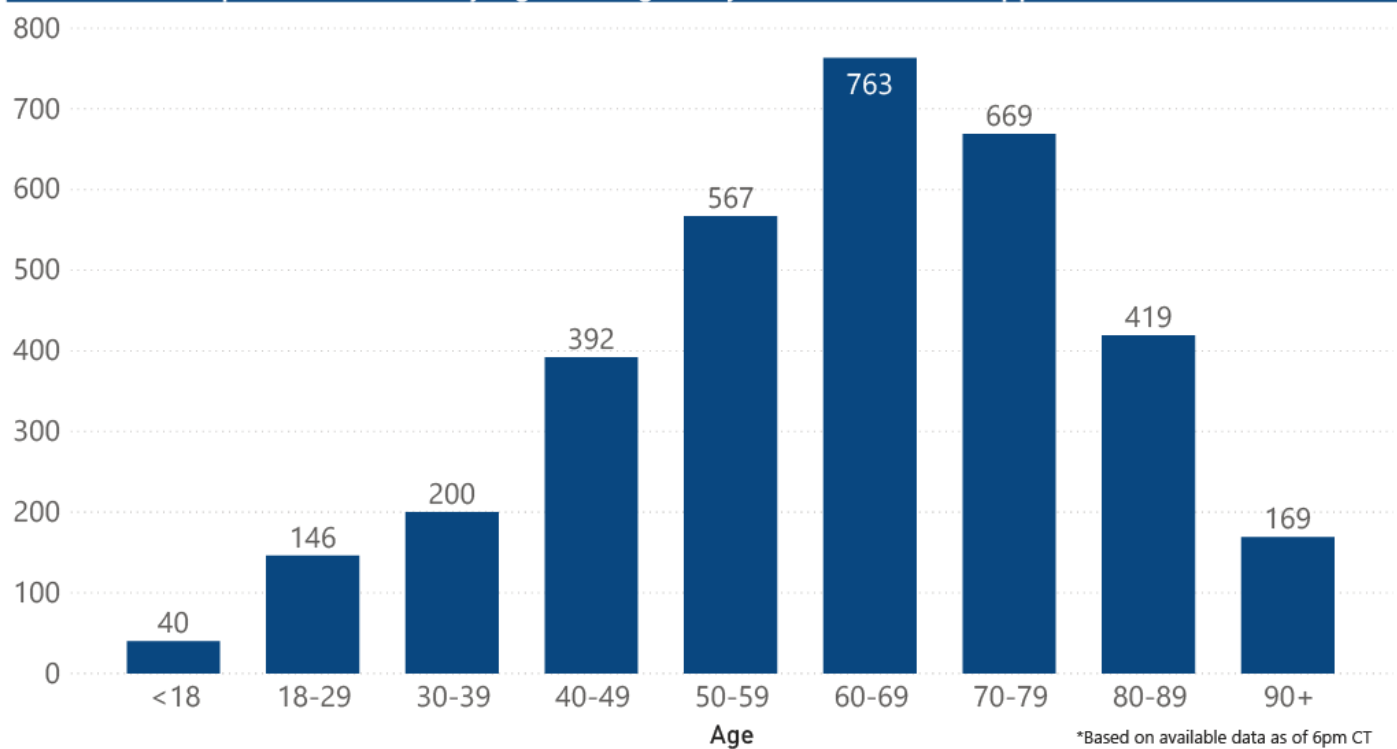
## COVID-19 Cases and Deaths by Age Group through July 7, 2020\*, Mississippi



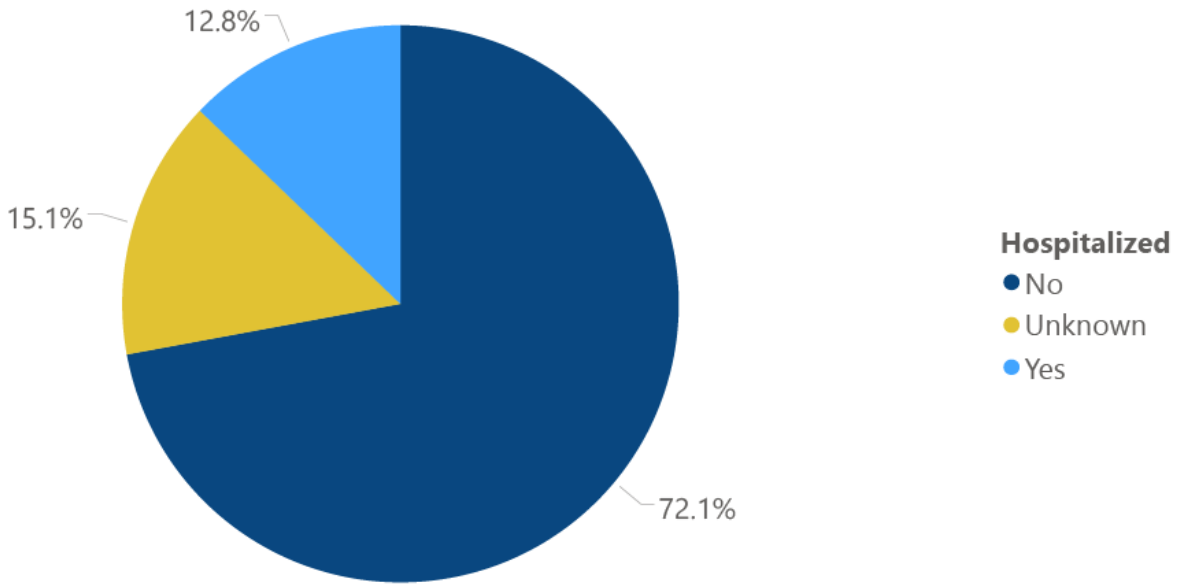
### COVID-19 Pediatric Cases by Age Group through July 7, 2020\*, Mississippi



### COVID-19 Hospitalized Cases by Age through July 7, 2020\*, Mississippi

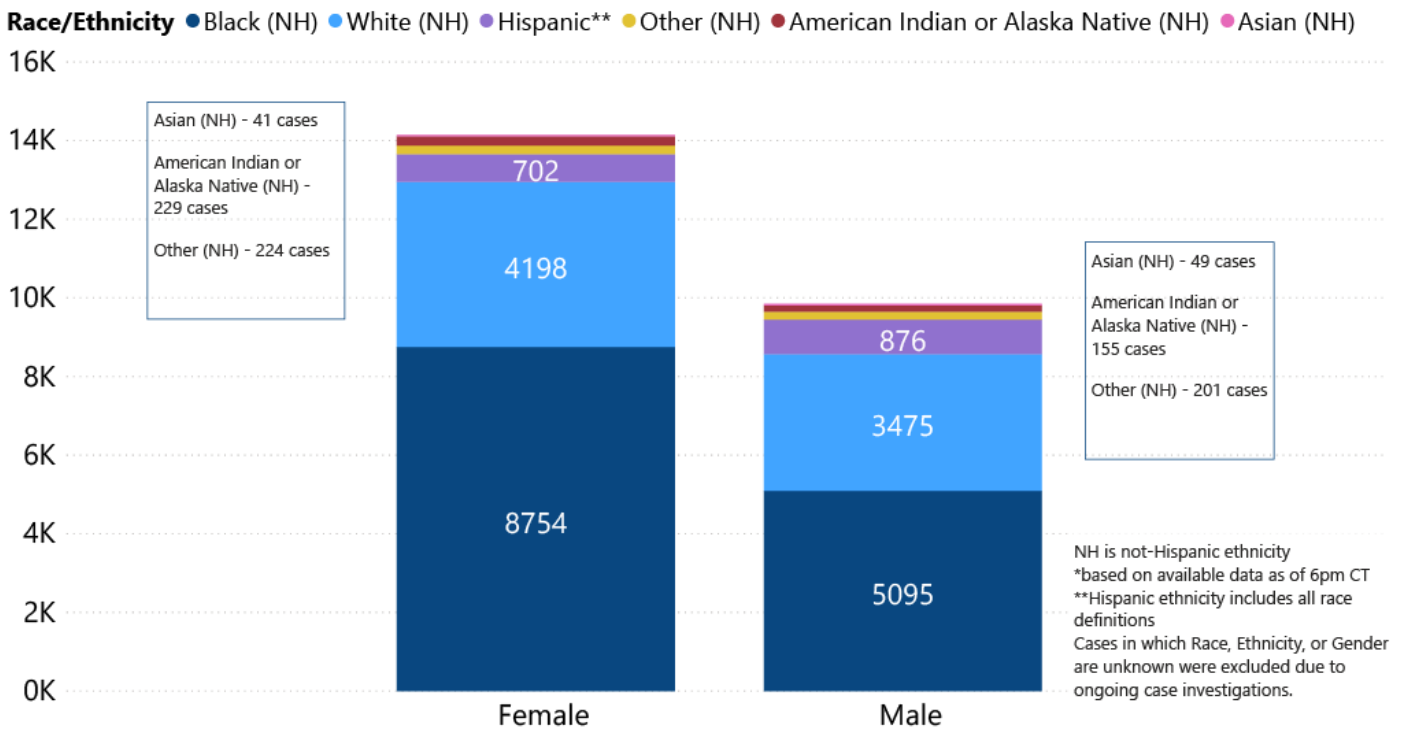


**COVID-19 Cumulative Hospitalizations-Investigated Cases July 7, 2020 \***



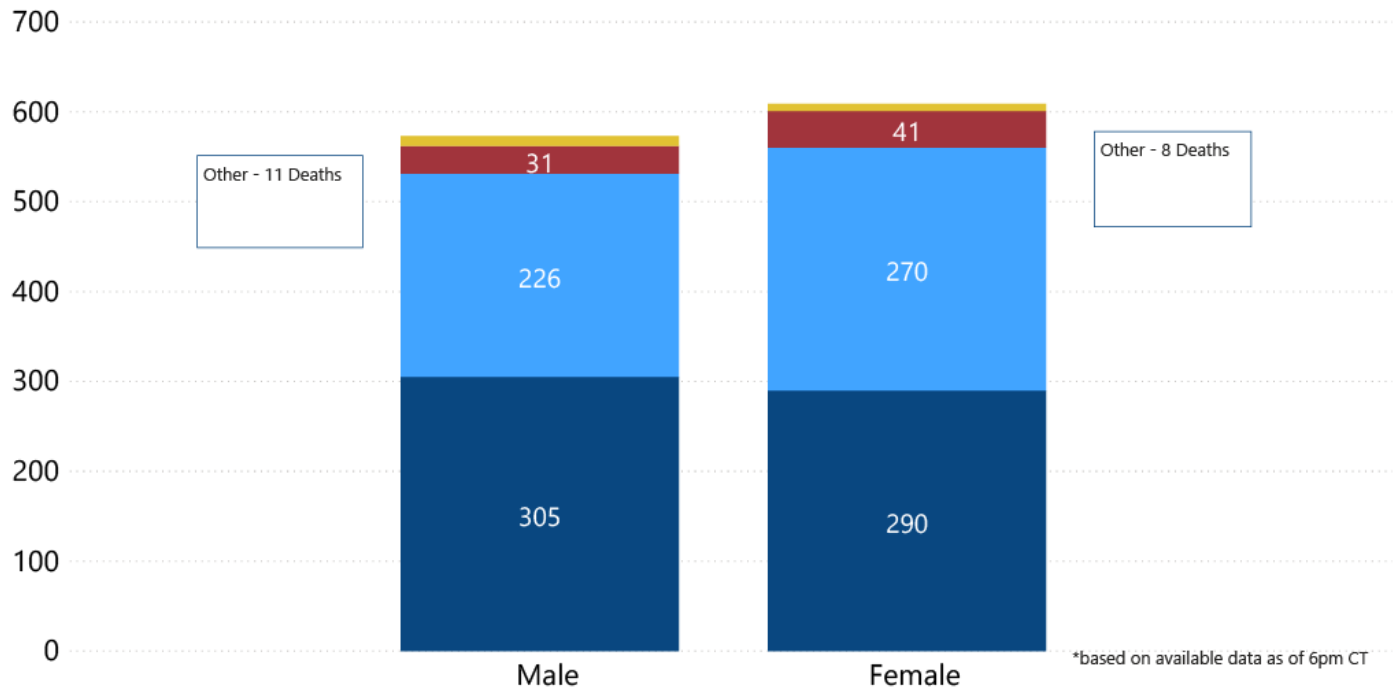
\* N=26,286 6,602 cases excluded due to ongoing investigations, based on available data as of 6 pm CT

**COVID-19 Cases by Race/Ethnicity and Gender through July 7, 2020\*, Mississippi**

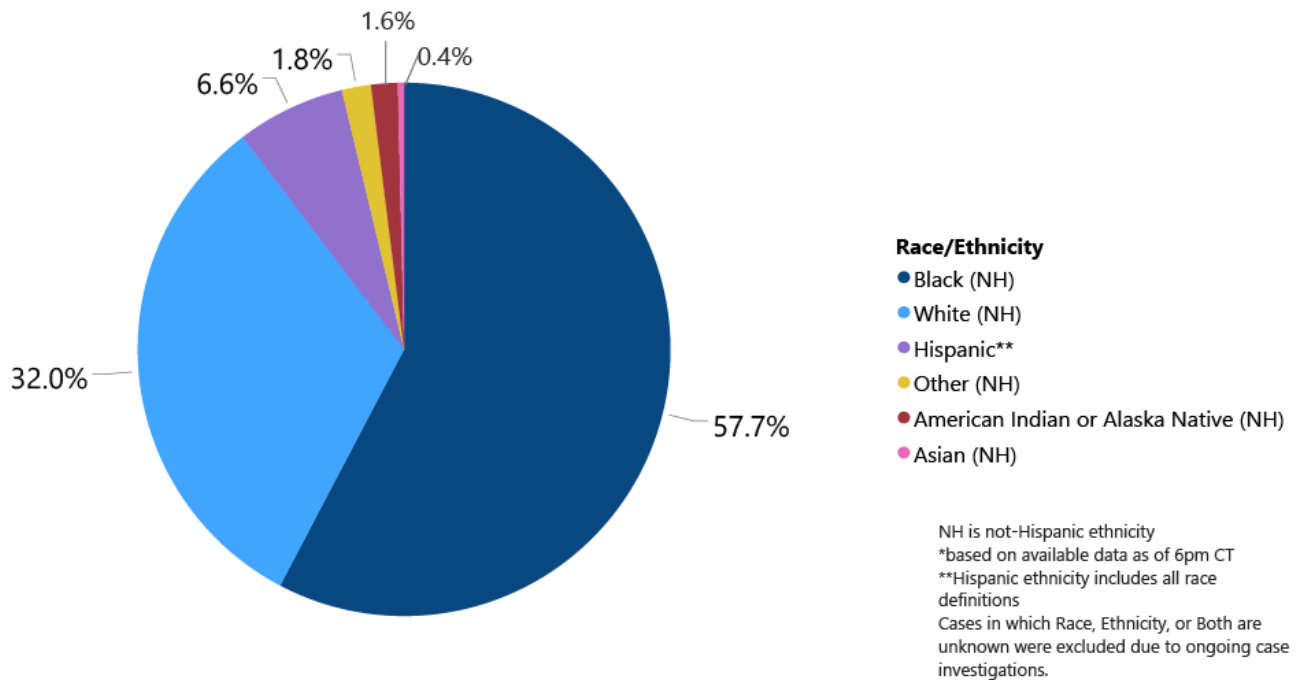


## COVID-19 Deaths by Race and Gender through July 7, 2020\*, Mississippi

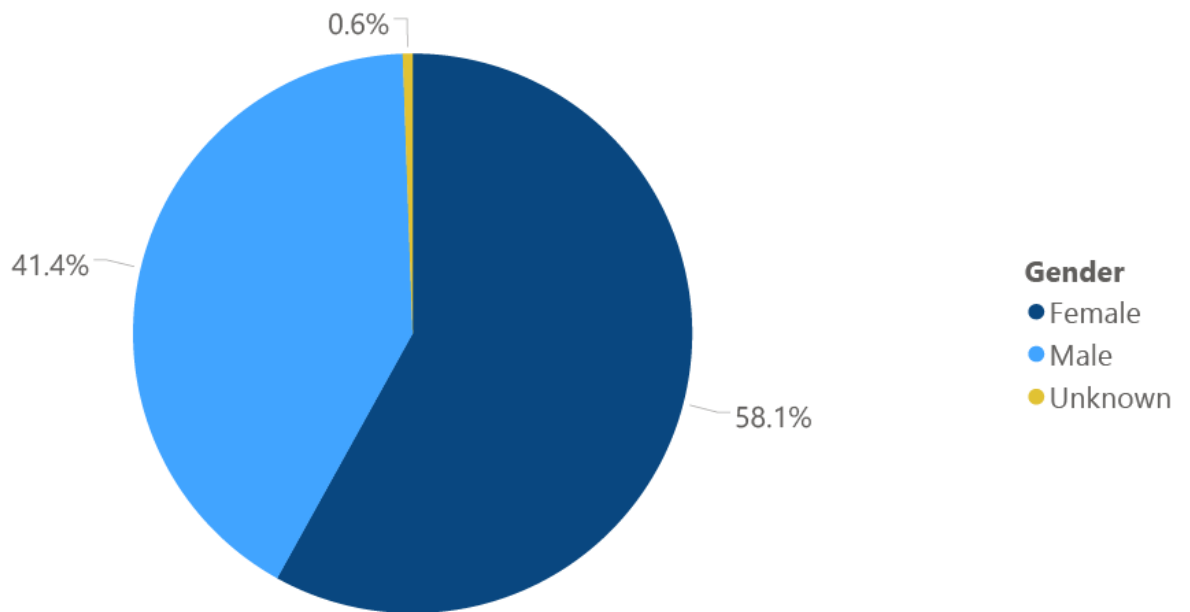
**Race** ● Black ● White ● American Indian or Alaska Native ● Other ● Asian



## COVID-19 Cases by Race/Ethnicity through July 7, 2020\*, Mississippi



## COVID-19 Cases by Gender through July 7, 2020\*, Mississippi



\*Based on available data as of 6pm CT

### Weekly High Case and High Incidence Counties

These weekly tables count cases based on the date of testing, not the date the test result was reported, and count only those cases where the date of testing is known.

They rank counties by weekly cases, and by incidence (cases proportional to population). A separate table ranking all counties is also available. **All tables updated weekly.**

► [Full tables of counties ranked by weekly incidence and cases](#) PDF

### COVID-19 High Case MS Counties Over 1 Week Period (June 29 - July 5, 2020\*)

County	Cases (June 29-July 5)	Cases per 100,000 (June 29-July 5)	Cases to Date	Cases per 100,000 Total	Percent Change
HINDS	195	82.2	2536	1069.7	8%
GRENADA	89	422.7	490	2327.2	22%
HARRISON	84	40.6	933	451.5	10%
DESOTO	78	42.9	1620	890.1	5%
RANKIN	58	37.7	951	617.9	6%
MADISON	52	49.2	1314	1244.0	4%
COVINGTON	49	259.9	359	1904.2	16%
SIMPSON	49	183.1	323	1207.1	18%
SUNFLOWER	43	167.1	400	1554.3	12%
PIKE	40	101.1	441	1114.7	10%
JACKSON	38	26.5	638	445.3	6%
WARREN	37	80.1	516	1117.5	8%

\*based on available data as of 6pm CT  
 Cases based on test date. Cases without test date excluded due to ongoing investigations.  
 Table will be updated weekly.

### COVID-19 High Incidence MS Counties Over 1 Week Period (June 29-July 5, 2020\*)

County	Cases (June 29-July 5)	Cases per 100,000 (June 29-July 5)	Cases to Date	Cases per 100,000 Total	Percent Change
GRENADA	89	422.7	490	2327.2	22%
COVINGTON	49	259.9	359	1904.2	16%
TALLAHATCHIE	30	214.5	137	979.5	28%
JEFFERSON	15	211.1	108	1519.8	16%
SIMPSON	49	183.1	323	1207.1	18%
SUNFLOWER	43	167.1	400	1554.3	12%
CLAIBORNE	14	155.5	279	3099.3	5%
MONTGOMERY	15	149.7	135	1346.9	13%
ADAMS	35	112.2	313	1003.5	13%
BOLIVAR	35	111.7	340	1085.1	11%
HUMPHREYS	9	109.0	150	1816.6	6%
NOXUBEE	11	104.4	267	2534.4	4%

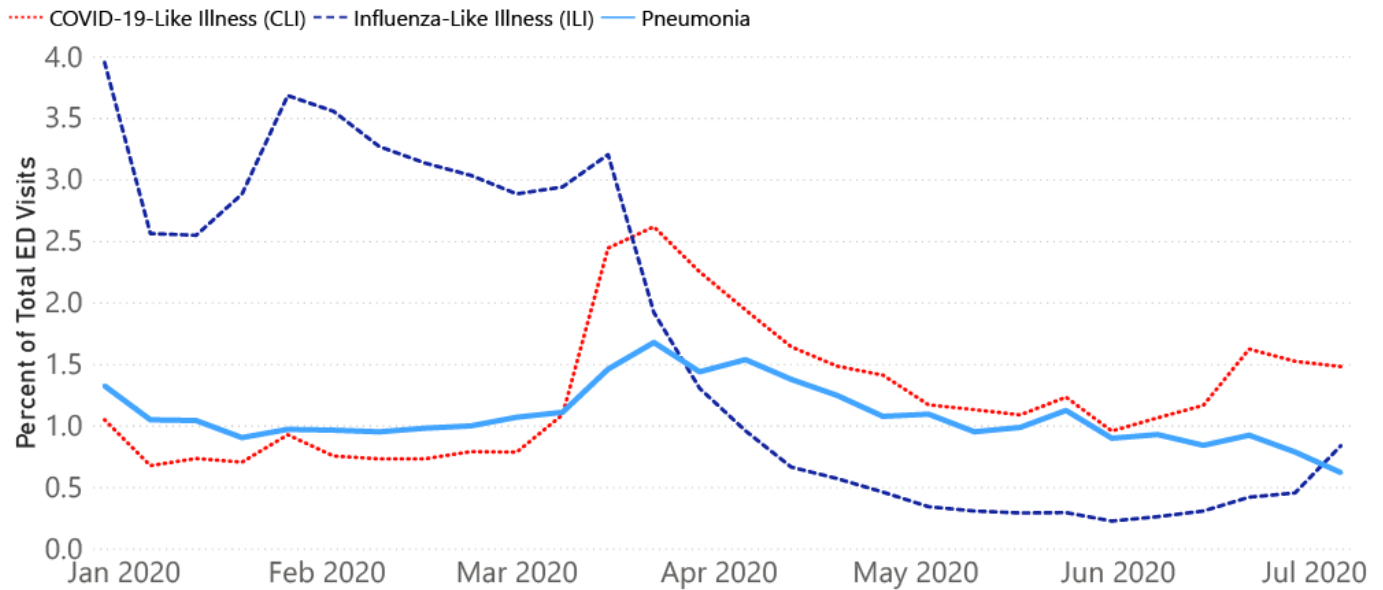
\*based on available data as of 6pm CT  
 Cases based on test date. Cases without test date excluded due to ongoing investigations.  
 Table will be updated weekly.

### Syndromic Surveillance

Emergency department visits by those with symptoms characteristic of COVID-19, influenza and pneumonia, updated weekly.



## Percentage of Emergency Department and Clinic visits for CLI, ILI, and Pneumonia Cases Weekly Statewide Summary, December 29, 2019 - July 5, 2020



\*The graph represents syndromic surveillance data from emergency department visits, reported electronically by hospitals throughout the state, that are consistent with COVID-19-Like Illness (CLI), Influenza-Like Illness (ILI), and Pneumonia. Based on available data as of 6pm CT. Graph will be updated weekly.

### Estimated Recoveries

Presumed COVID-19 cases recovered, estimated weekly (does not include cases still under investigation).

### COVID-19 Presumed Recovered Cases through July 5, 2020, Mississippi

# 22,167

## Presumed Recovered\*

\*Reflects Provisional Estimates. Presumed Recovered if:

- 1) It has been 14 days or more since the case tested positive, if they were not hospitalized
- 2) It has been 21 days or more since the case tested positive, if they were hospitalized or hospitalization was unknown.

All deaths excluded. Presumed recovered counts will be updated weekly.

- ▶ [COVID-19 cases in the United States \(CDC\)](#)
- ▶ [U.S. COVID-19 Tracker \(CDC\)](#)
- ▶ [COVID-19 Global Case Map \(Johns Hopkins University\)](#)

## COVID-19 Testing

### Statewide Combined Testing as of July 5

COVID-19 testing providers around the state include commercial laboratories as well as hospital labs. Combined with testing done by the MSDH Public Health Laboratory, the figures provide a complete picture of all Mississippi testing.

**PCR** testing detects current, active COVID-19 infection in an individual.

**Antibody** (serology) testing identifies individuals with past COVID-19 infection based on antibodies they develop one to three weeks after infection.

	Total tests	PCR	Antibody
MSDH Public Health Laboratory	58,154	58,154	0
Other testing providers	268,933	256,305	12,628
Total tests for COVID-19 statewide	<b>327,087</b>	<b>314,459</b>	<b>12,628</b>

### MSDH Individuals Tested as of July 7

MSDH Public Health Laboratory (MPHL) testing totals as of 3 p.m. These totals are for tests performed at the MPHL only.

- Total individuals tested by the MPHL: **51,847**
- Total positive individuals from MPHL tests: **4,659**

### Getting Tested for COVID-19

The MSDH Public Health Laboratory, its partners, and private providers are testing statewide for COVID-19.

Anyone with symptoms of fever, severe cough or severe chest pains – especially those who are older or in poor health – should make arrangements for testing with their doctor or one of the many healthcare providers now performing testing. Healthcare providers can assess your health history and symptoms, and perform testing for COVID-19 as needed. MSDH is also helping conduct free drive-up testing sites in many parts of the state. **Always call ahead to the testing provider for instructions on safely being examined before you visit for your test.**

- ▶ [Find a COVID-19 testing provider near you](#)

- ▶ [Video: A tour through COVID-19 testing at the MSDH Public Health Lab](#)

# Prevention and Guidance for Individuals and the Community

▶ [Preventive steps to take, recommendations, guidance and general information on COVID-19](#)

Get weekly restaurant inspections and more by e-mail:



Last reviewed on Mar 5,

2020

[error on this](#)

[email page](#)

[print](#)

## Related resources

▶ [Local COVID-19 Testing Providers](#)

▶ [COVID-19 Guidance and Prevention for Individuals and the Community](#)

Updated June 29, 2020

## More topics

- ▶ [\[ Espanol, Tieng Viet, ASL \]](#)
- ▶ [COVID-19 Cases and Deaths Data](#)
- ▶ [Diagnostic Testing EUA](#)
- ▶ [Executive Orders](#)
- ▶ [Handouts and Posters](#)
- ▶ [Healthcare Professionals](#)
- ▶ [Interactive Map and Charts](#)
- ▶ [Prevention and Safety Guidance](#)
- ▶ [Testing for COVID-19](#)

Over 65?

**Stay Home.  
Stay Safe.  
Stay Healthy.**

[LEARN MORE](#)



## AGENCY

[About Us](#)

[Administration](#)

[Board of Health](#)

[County Offices](#)

[Institutional Review](#)

[Jobs](#)

[Locations](#)

[Public Health Laboratory](#)

[RFPs/Grants](#)

[More »](#)

[Intranet](#)

[OHIT+ER Service Center](#)

[Webmail](#)

#### **INFORMATION**

---

[Apps](#)

[Calendar of Events](#)

[Contact Us](#)

[Meetings](#)

[Health Resources](#)

[Hotlines](#)

[Locations](#)

[News](#)

[Newsletter](#)

[Phone Numbers](#)

[Español](#)

#### **I NEED A ...**

---

[Birth Certificate](#)

[Certificate of Need](#)

[Children's Health Insurance](#)

[Complaint Form](#)

[Criminal History Check](#)

[Death Certificate](#)

[Divorce Record](#)

[Food Permit](#)

[Immunization Record](#)

[J-1 Visa](#)

[License Verification](#)

[Marriage Record](#)

[Professional License](#)

[Public Records Request](#)

[Wastewater Application](#)

#### **PUBLICATIONS**

---

[Annual Report](#)

[CON Weekly Reports](#)

[Health Facilities Directory](#)

[Mississippi Morbidity Reports](#)

[Public Health Report](#)

[State Health Plan](#)

[Strategic Plan](#)

[More »](#)

