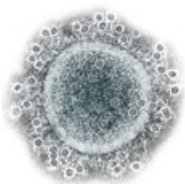


## Coronavirus Disease 2019 (COVID-19)

Updated July 9, 2020



The national Centers for Disease Control and Prevention (CDC) and the Mississippi State Department of Health continue to closely monitor the outbreak of respiratory illnesses caused by the novel (new) coronavirus COVID-19, and are working to limit the spread of cases nationally and in Mississippi. MSDH is actively working with doctors and hospitals to quickly identify cases and respond effectively to limit this outbreak.



**If you are waiting for test results, it is essential to remain at home if you have symptoms of COVID-19.**

Do not go to work or leave home. Stay in a specific room at home and avoid contact with other family members as much as possible.

If you are awaiting results from a **routine screening** test, but have no symptoms, you may return to work under the guidance of your employer (unless otherwise directed by the Mississippi State Department of Health).

► [More important steps for you and your family](#)

### Healthcare Professionals

Guidance and more →

- [MSDH guidances](#)
- [Specimens](#)
- [Lab dropoff](#)
- [CDC guidances](#)
- [MS-HAN Alerts](#)

[ALL HEALTHCARE](#)

### Current Cases and Statistics

County and state data →

- [Current cases and deaths](#)
- [Map and charts](#)
- [Long-term care facilities](#)
- [Lab testing](#)
- [Recoveries](#)

[ALL STATISTICS](#)

## Re-opening, Safety and Testing

Personal and community →

- ▶ [Re-opening guidance](#)
- ▶ [Find COVID-19 testing](#)
- ▶ [After you get tested](#)
- ▶ [Personal protection](#)
- ▶ [Community prevention](#)
- ▶ [General information](#)

### ALL PREVENTION

Mississippi Coronavirus Hotline (7 days a week, 7 a.m.–7 p.m.): **877-978-6453**  
Hard of hearing? Dial 711 for assistance.

## COVID-19 in Mississippi

New Cases and Deaths as of July 8

### NEW CASES

**703**

New COVID-19 positive test results reported to MSDH as of 6 p.m. yesterday.

### NEW DEATHS

**16**

New COVID-19 related deaths reported to MSDH as of 6 p.m. yesterday.

Attala	1
Greene	1
Harrison	2
Hinds	2
Humphreys	1
Lincoln	1
Montgomery	1

Pike	2
Tate	1
Winston	1

\* **3** confirmed COVID-19 related deaths occurred between June 28 and July 8, identified from death certificate reports. The additional deaths were reported in the following counties:

Adams	1
Neshoba	1
Pike	1

## LTC OUTBREAKS

**110**

Current outbreaks in long-term care facilities only. (One or more cases among staff or residents counts as an outbreak.)

**About our case counts:** We currently update our case totals each morning based on test results from the previous day. Outside laboratories also report positive test results to us, which are included in our totals.

County case numbers and deaths may change as investigation finds new or additional information.

## Cases and Deaths by County

Totals of all reported cases since March 11, including those in long-term care (LTC) facilities.

County	Total Cases	Total Deaths	Total LTC Facility Cases	Total LTC Facility Deaths
Adams	340	19	44	11
Alcorn	85	2	1	1
Amite	106	3	13	2
Attala	375	24	89	19
Benton	42	0	1	0
Bolivar	380	18	36	6
Calhoun	147	5	23	4
Carroll	173	11	45	9
Chickasaw	292	19	36	11
Choctaw	75	4	0	0
Claiborne	293	10	43	8
<b>Total</b>	<b>33,591</b>	<b>1,204</b>	<b>2,882</b>	<b>580</b>

County	Total Cases	Total Deaths	Total LTC Facility Cases	Total LTC Facility Deaths
Clarke	214	25	19	9
Clay	255	11	2	1
Coahoma	215	6	0	0
Copiah	631	15	29	3
Covington	419	5	2	0
Desoto	1818	18	20	5
Forrest	939	43	95	29
Franklin	49	2	3	1
George	102	3	1	0
Greene	108	10	34	6
Grenada	535	7	43	4
Hancock	138	13	9	4
Harrison	1040	14	96	7
Hinds	2697	48	149	17
Holmes	573	41	98	20
Humphreys	159	10	18	6
Issaquena	10	1	0	0
Itawamba	141	8	34	7
Jackson	727	17	46	5
Jasper	267	6	1	0
Jefferson	117	3	0	0
Jefferson Davis	116	4	3	1
Jones	1173	49	157	34
Kemper	180	14	38	9
Lafayette	437	4	42	1
Lamar	502	7	3	2
Lauderdale	942	81	202	52
Lawrence	199	2	0	0
Leake	613	20	3	0
Lee	586	21	65	14
Leflore	522	56	173	41
Lincoln	509	35	111	26
Lowndes	526	13	25	6
<b>Total</b>	<b>33,591</b>	<b>1,204</b>	<b>2,882</b>	<b>580</b>

County	Total Cases	Total Deaths	Total LTC Facility Cases	Total LTC Facility Deaths
Madison	1382	36	135	18
Marion	313	12	15	2
Marshall	269	3	6	0
Monroe	436	35	99	29
Montgomery	149	3	0	0
Neshoba	1022	74	102	27
Newton	357	10	7	1
Noxubee	275	8	15	3
Oktibbeha	568	28	130	18
Panola	399	6	2	1
Pearl River	276	32	50	12
Perry	76	4	0	0
Pike	470	20	41	10
Pontotoc	326	6	3	1
Prentiss	112	3	24	3
Quitman	89	1	0	0
Rankin	1035	15	33	0
Scott	792	15	14	2
Sharkey	42	0	1	0
Simpson	373	3	2	0
Smith	234	12	52	8
Stone	73	2	2	1
Sunflower	452	8	1	0
Tallahatchie	166	4	3	1
Tate	323	13	28	9
Tippah	144	11	0	0
Tishomingo	92	1	2	0
Tunica	119	3	12	2
Union	238	11	20	8
Walthall	226	7	2	1
Warren	553	20	39	9
Washington	643	10	13	1
Wayne	554	16	31	3
<b>Total</b>	<b>33,591</b>	<b>1,204</b>	<b>2,882</b>	<b>580</b>

County	Total Cases	Total Deaths	Total LTC Facility Cases	Total LTC Facility Deaths
Webster	128	11	52	10
Wilkinson	95	9	5	2
Winston	287	11	34	8
Yalobusha	193	8	35	7
Yazoo	543	6	20	2
<b>Total</b>	<b>33,591</b>	<b>1,204</b>	<b>2,882</b>	<b>580</b>

**The numbers in this table are provisional.** County case numbers and deaths may change as investigation finds new or additional information about residence.

## Case Classifications

Mississippi investigates and reports both probable and confirmed cases and deaths according to the [CSTE case definition](#).

	Confirmed	Probable	Total
Cases	33,309	282	<b>33,591</b>
Deaths	1,184	20	<b>1,204</b>

Confirmed cases and deaths are generally determined by positive PCR tests, which detect the presence of ongoing coronavirus infection.

Probable cases are those who test positive by other testing methods such as antibody or antigen, and have recent symptoms consistent with COVID-19, indicating a recent infection.

Probable deaths are those individuals with a designation of COVID-19 as a cause of death on the death certificate, but where no confirmatory testing was performed.

## Mississippi Cases and Deaths Tables

- ▶ [Mississippi COVID-19 cases and deaths by county, race and ethnicity](#)  
Current and past data tables
- ▶ [Mississippi counties ranked by weekly cases and incidence](#)

## Long-Term Care Facility Cases and Outbreaks

Long-term care (LTC) facilities like nursing homes are considered high risk locations because their residents are older or in poor health. Even one case of COVID-19 in these facilities among residents or employees is considered an outbreak. We investigate residents, staff and close contacts of infected individuals for possible exposure. Residential care facilities also represent group living facilities where COVID-19 can be easily spread.

- ▶ [Mississippi COVID-19 cases and deaths in long-term care facilities](#) PDF  
Long-term care facilities include nursing homes, personal care homes, assisted living homes, and intermediate care facilities for individuals with intellectual disability (ICF-IID)
- ▶ [Mississippi COVID-19 cases and deaths in residential care facilities](#) PDF  
Residential care facilities include psychiatric or chemical dependency residential treatment centers and long-term acute care facilities.

### *Active Outbreaks*

The table of active outbreaks lists all facilities that have reported a current COVID-19 outbreak. Resident and employee totals are for those cases associated with the current outbreak **only**. The reported deaths are those which have occurred only among the cases in the current outbreak.

- ▶ [Mississippi long-term care facilities with active COVID-19 outbreaks](#) PDF  
July 2, 2020
- 

## Mississippi COVID-19 Map and Charts

### Data Summaries as of July 8

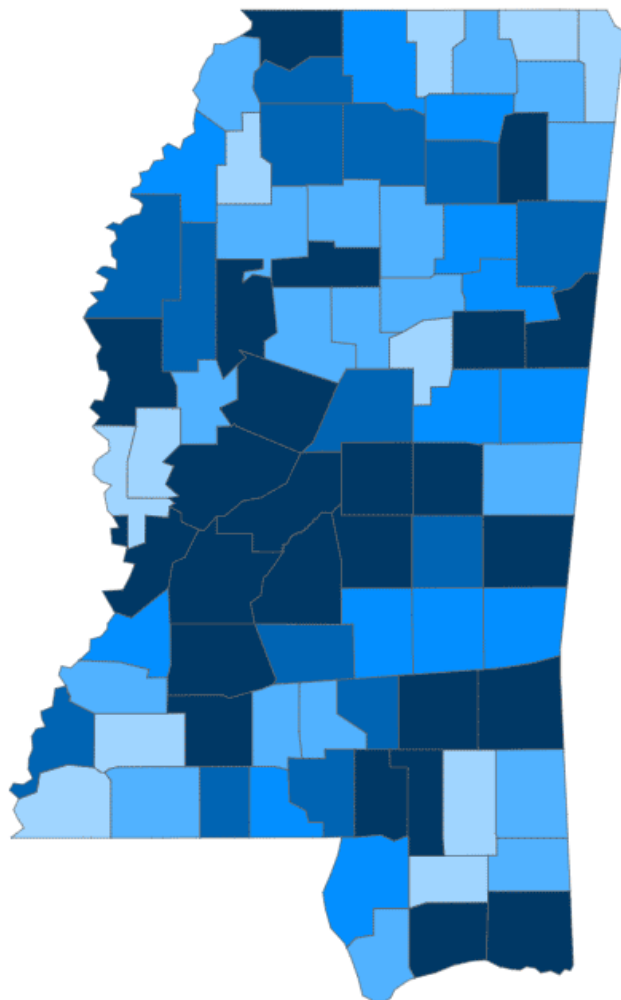
Our state case map and other data charts are also available in interactive form.

- ▶ [View interactive map](#)
- ▶ [View interactive epidemiological trend and syndromic surveillance](#)
- ▶ [View interactive hospitalization chart](#)

The charts below are based on available data at the time of publication. Charts do **not** include cases where insufficient details of the case are known.

# Mississippi COVID-19 Cases and Deaths by Race with Ethnicity as of 6 pm CT, July 8, 2020

Total Cases  
**33,591**



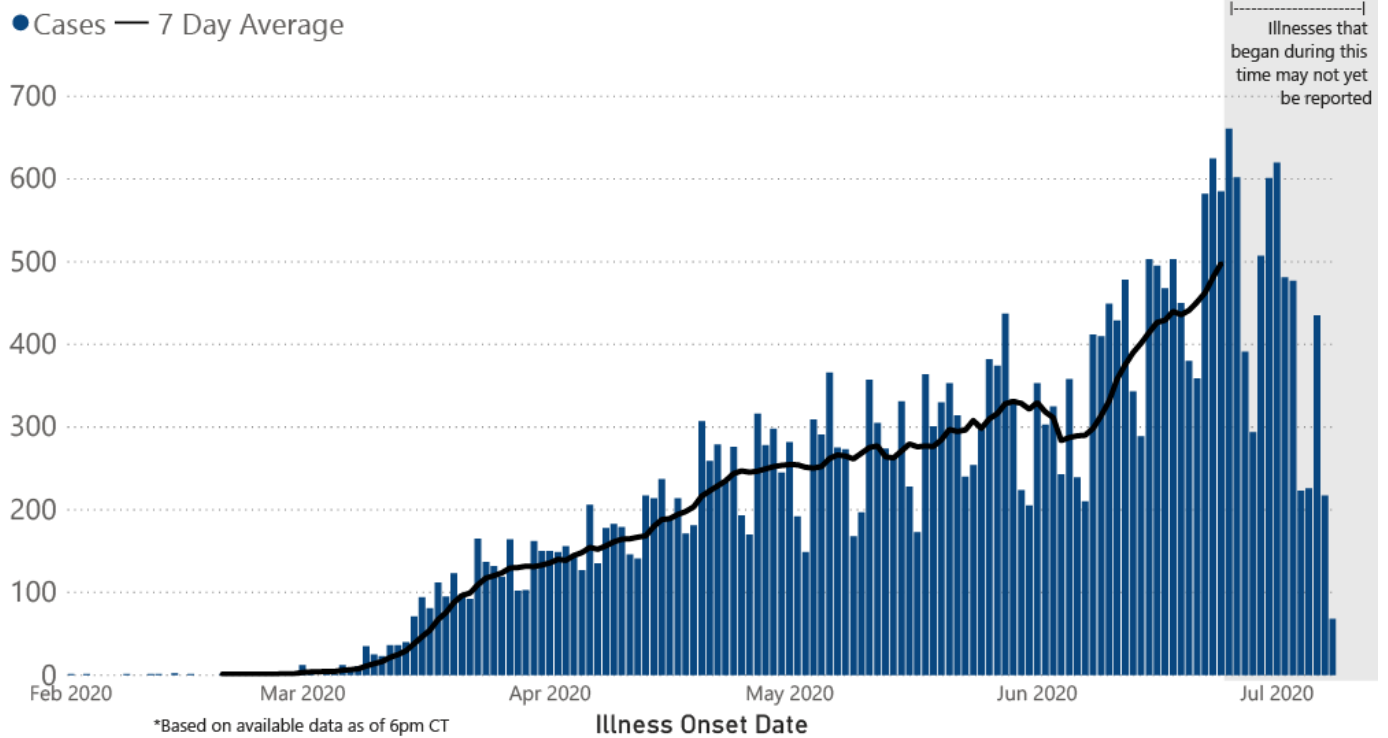
1 to 100 101 to 200 201 to 300 301 to 500 >500

	American Indian or Alaska Native	Asian	Black	White	Other	Unknown
Non Hispanic	391	90	14,124	7,949	440	104
Hispanic	10	3	51	398	1,115	36
Unknown Ethnicity	695	12	1,827	1,191	1,401	3,754

Total Deaths  
**1,204**

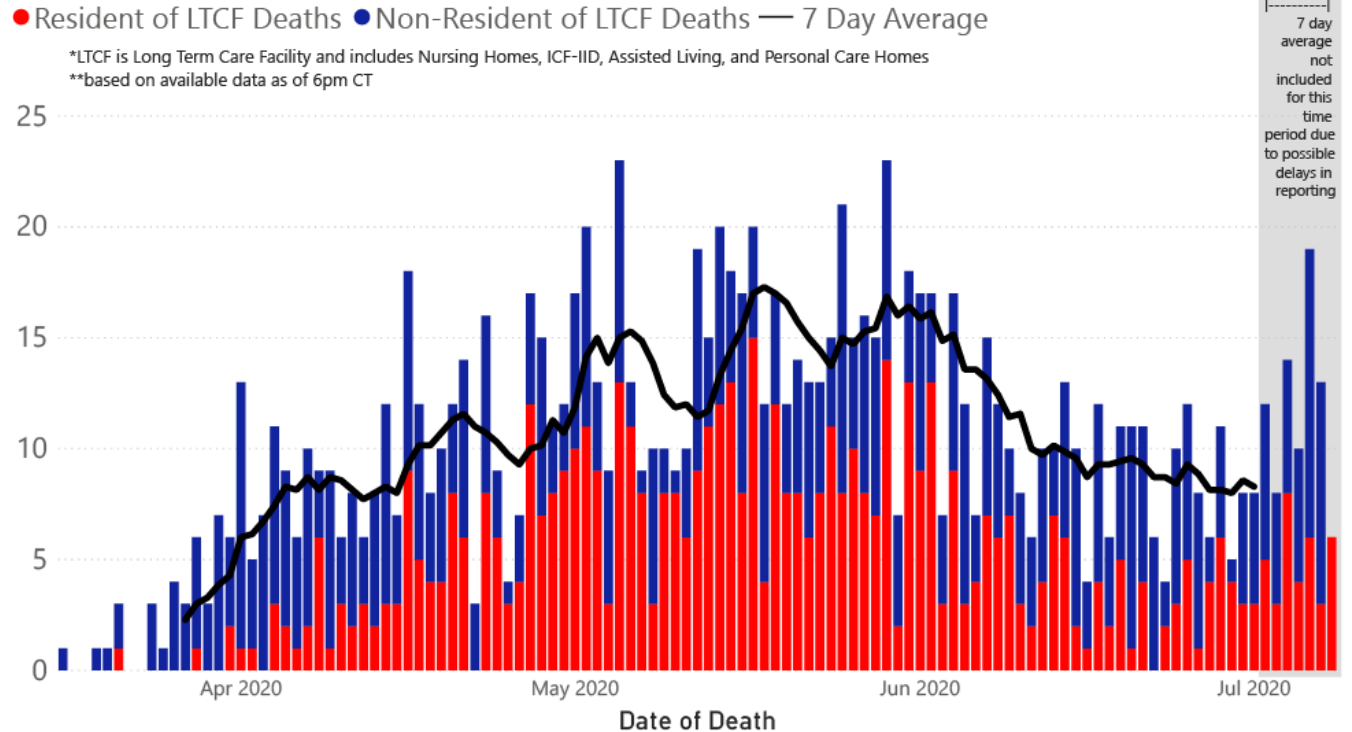
	American Indian or Alaska Native	Asian	Black	White	Other	Unknown
Non Hispanic	55	0	580	467	2	0
Hispanic	1	0	0	9	9	1
Unknown Ethnicity	18	0	20	30	8	4

## COVID-19 Cases by Date of Illness Onset through July 8 2020\*, Mississippi



**Note:** Values up to two weeks in the past on the Date of Illness Onset chart above can change as we update it with new information from disease investigation.

## COVID-19 LTCF\* and Non-LTCF Deaths by Date of Death through July 8, 2020\*\*, Mississippi

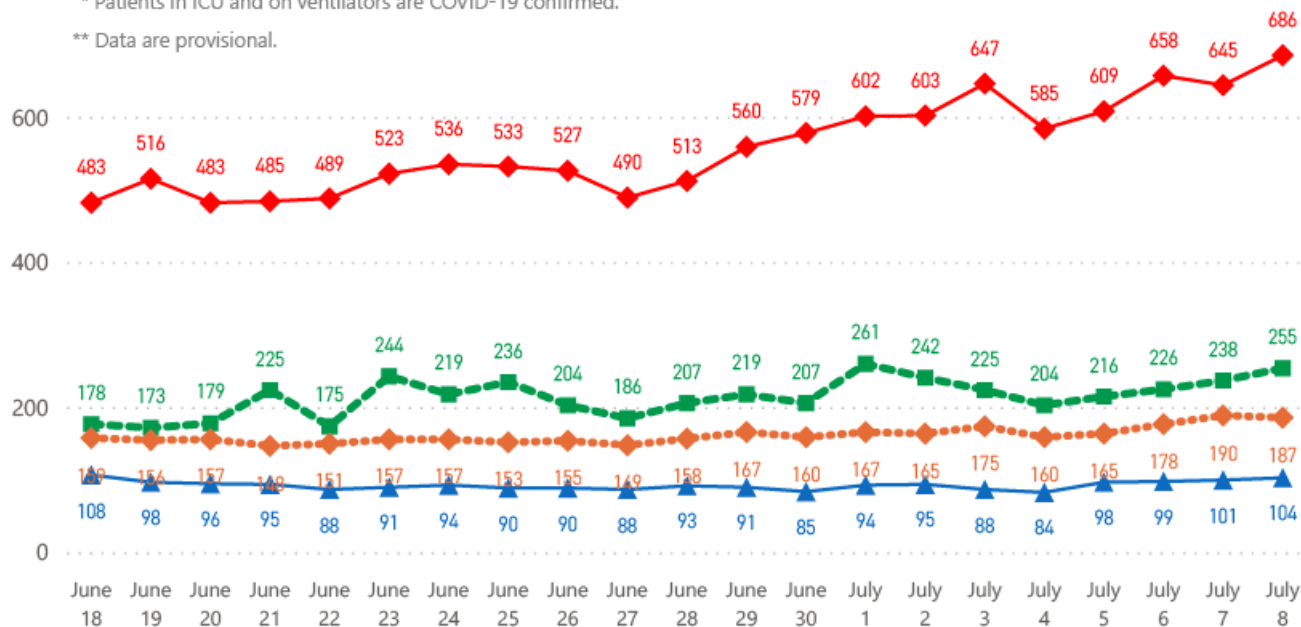


## COVID-19 Hospitalizations Reported by MS Hospitals, 6/18/20-7/8/20 \*, \*\*, \*\*\*

◆ Patients with Confirmed Infection ■ Patients with Suspected Infection ◆ Patients in an ICU ▲ Patients on Ventilators

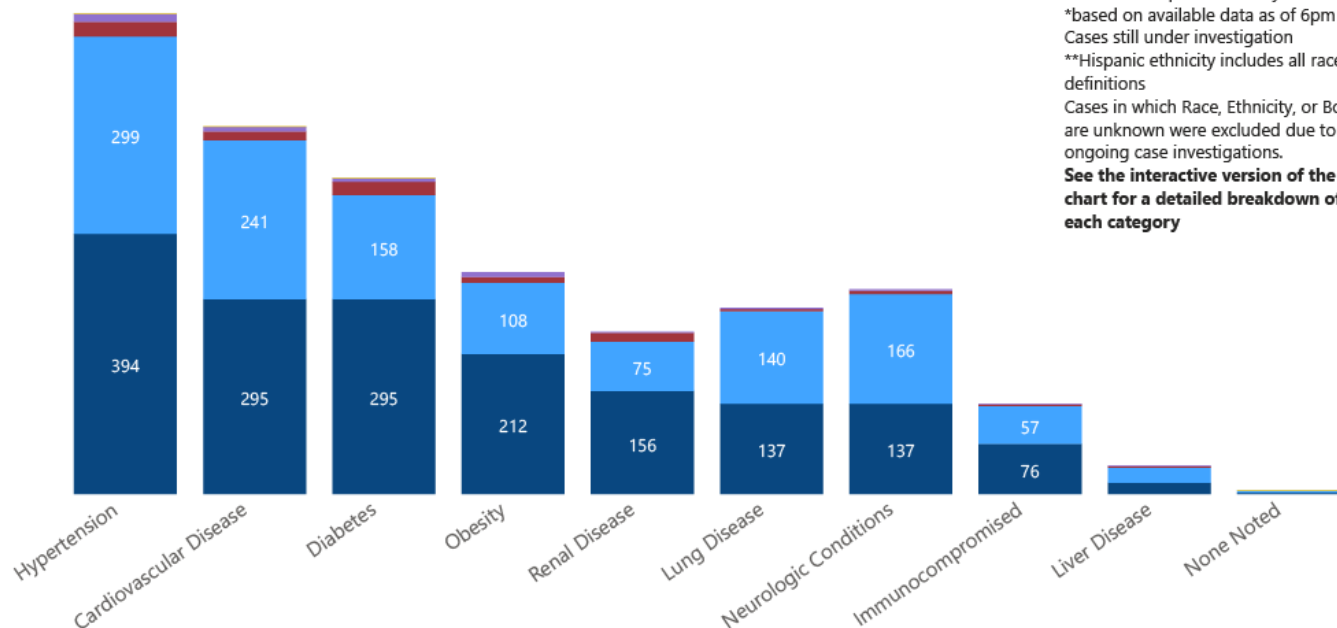
\* Patients in ICU and on ventilators are COVID-19 confirmed.

\*\* Data are provisional.



## COVID-19 Underlying Conditions in Deaths by Race/Ethnicity through July 8, 2020\*, Mississippi

Race/Ethnicity ● Black (NH) ● White (NH) ● American Indian or Alaska Native (NH) ● Hispanic\*\* ● Other (NH) ● Asian (NH)



NH is not-Hispanic ethnicity

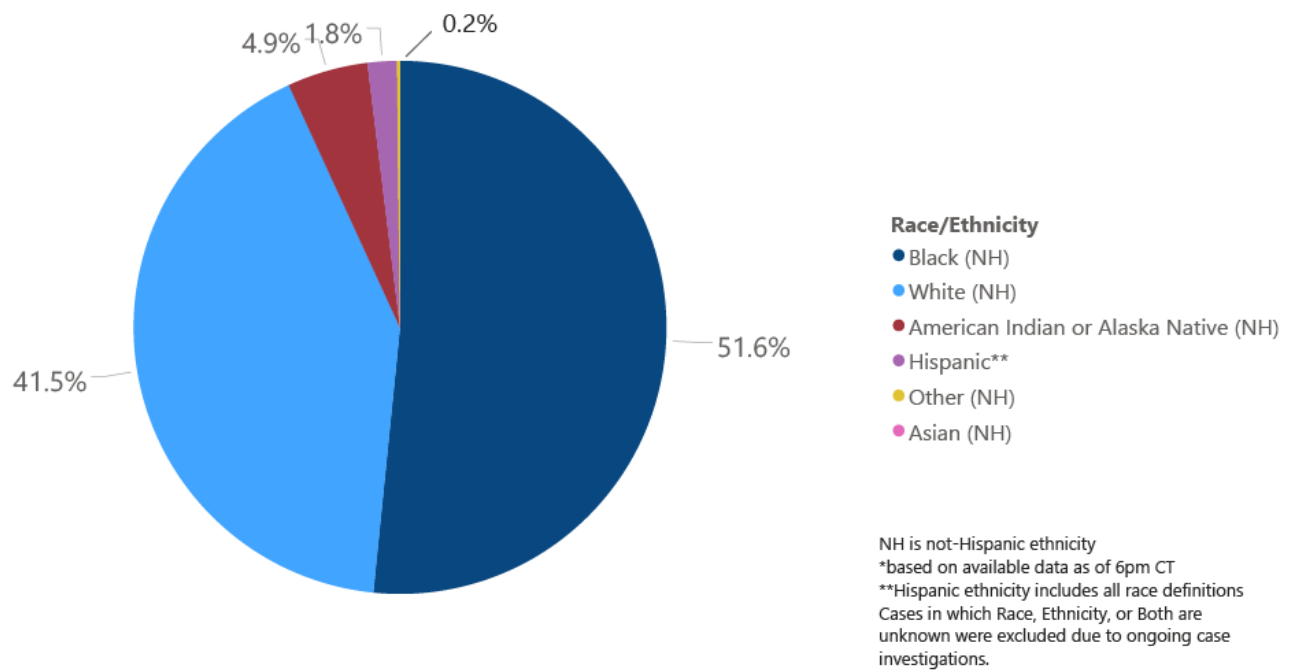
\*based on available data as of 6pm CT; Cases still under investigation

\*\*Hispanic ethnicity includes all race definitions

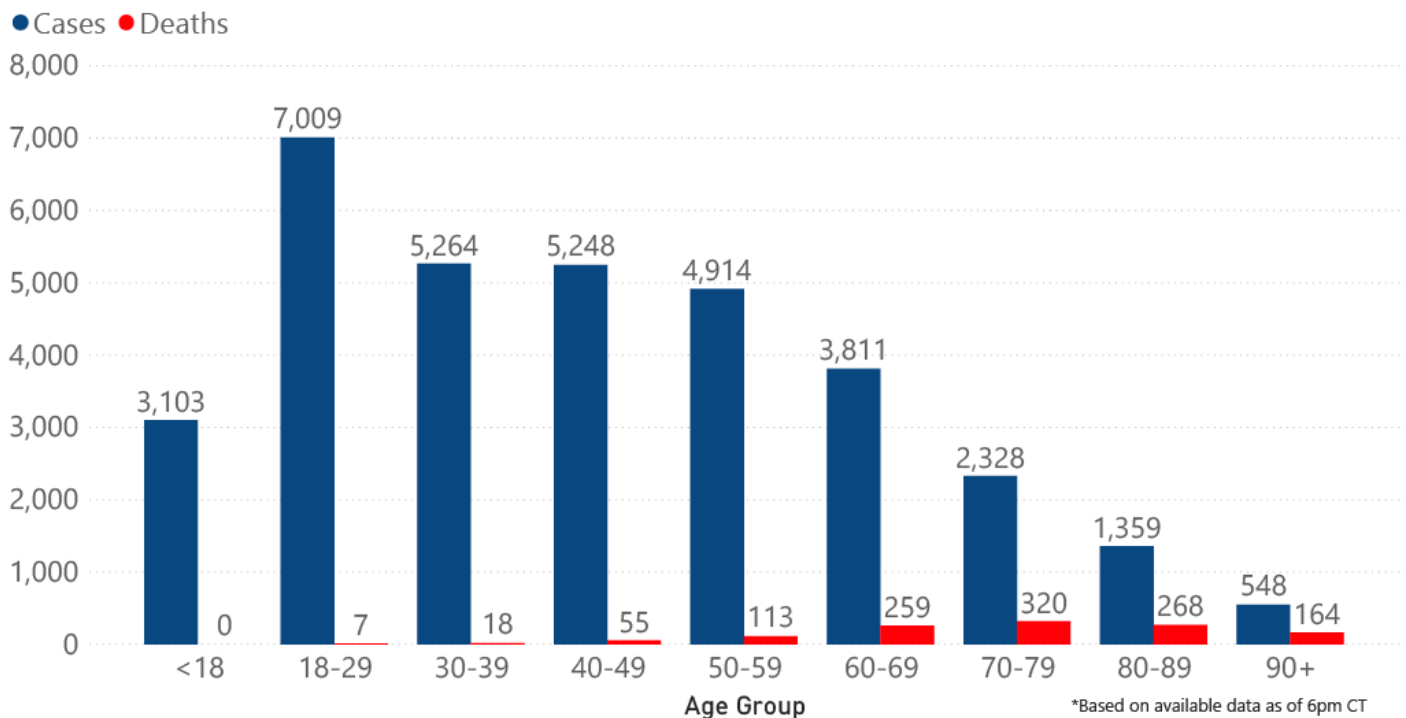
Cases in which Race, Ethnicity, or Both are unknown were excluded due to ongoing case investigations.

See the interactive version of the chart for a detailed breakdown of each category

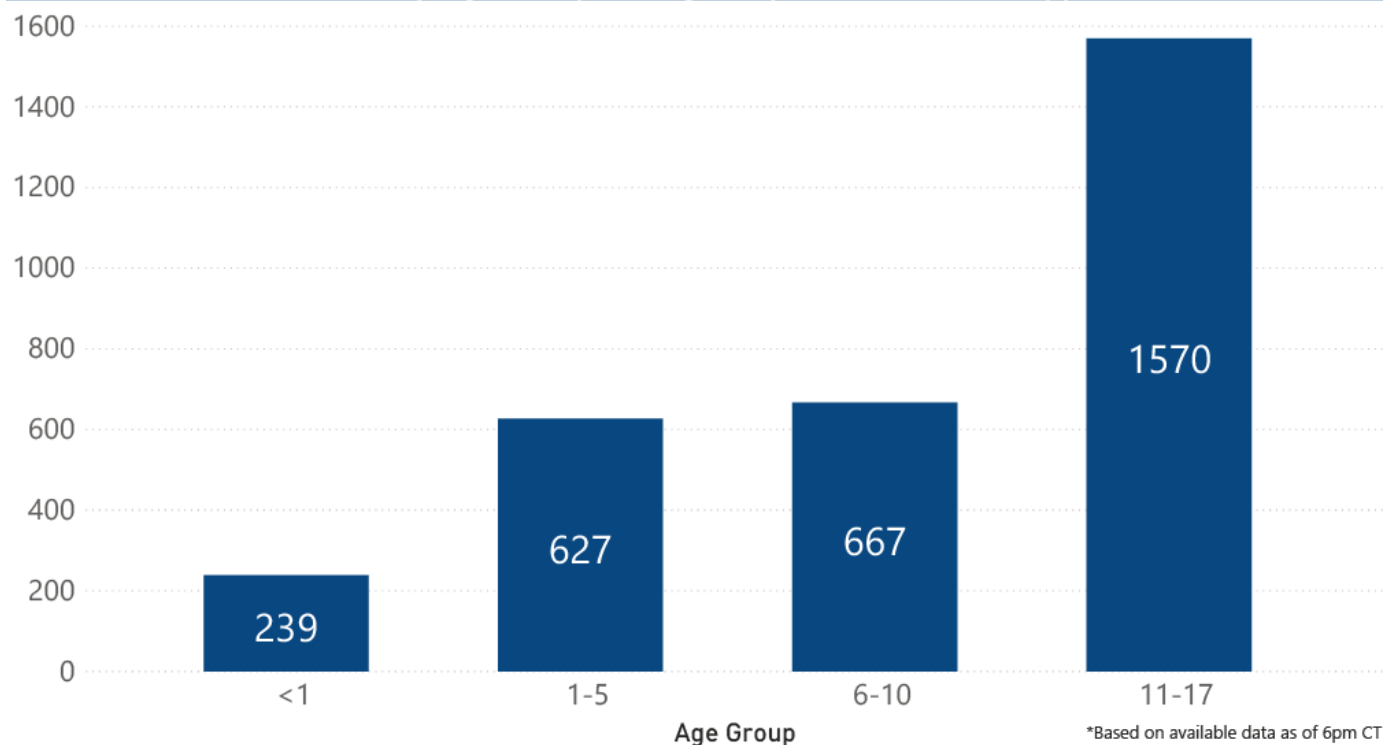
## COVID-19 Deaths by Race/Ethnicity through July 8, 2020\*, Mississippi



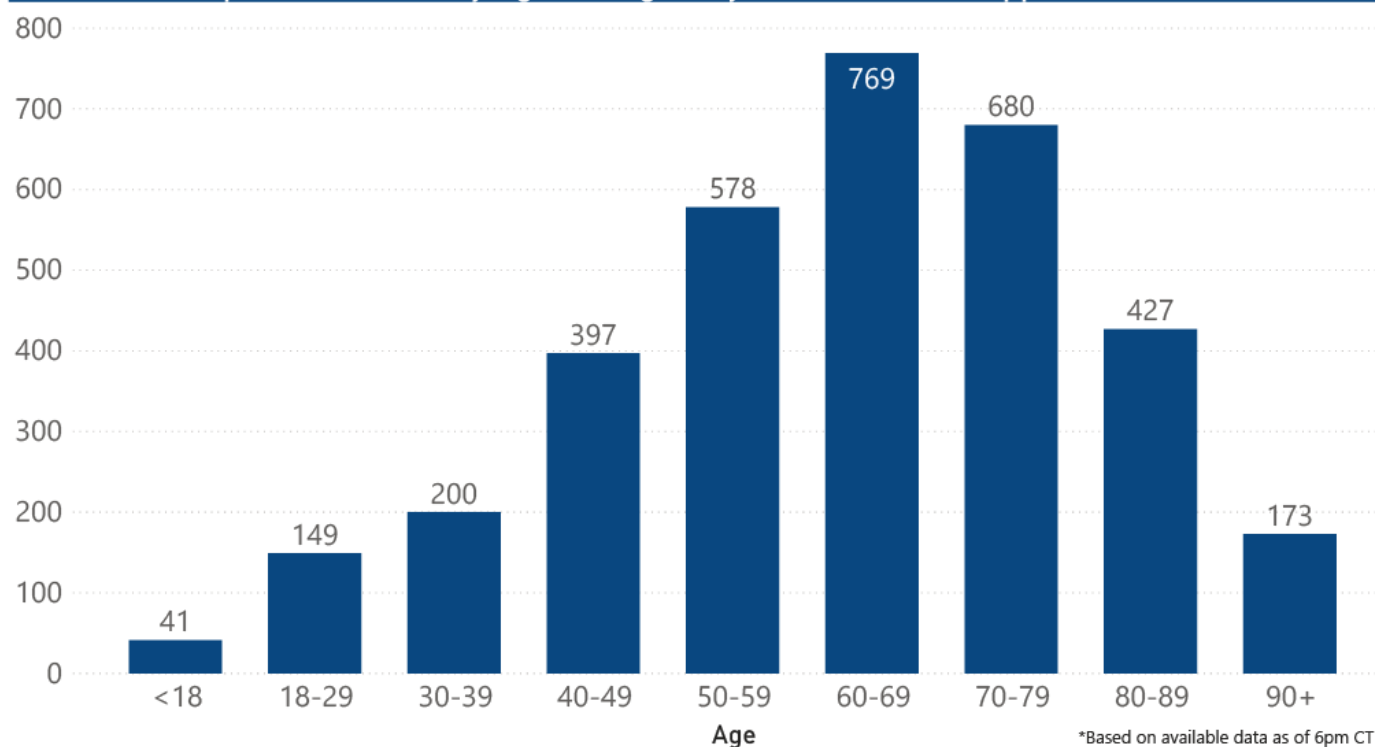
## COVID-19 Cases and Deaths by Age Group through July 8, 2020\*, Mississippi



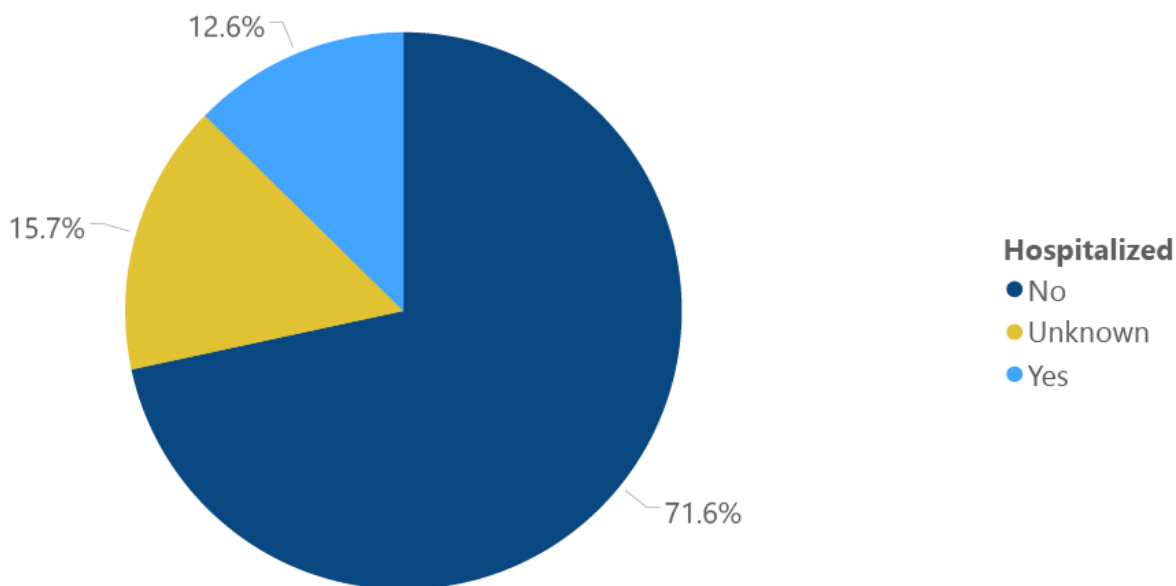
### COVID-19 Pediatric Cases by Age Group through July 8, 2020\*, Mississippi



### COVID-19 Hospitalized Cases by Age through July 8, 2020\*, Mississippi



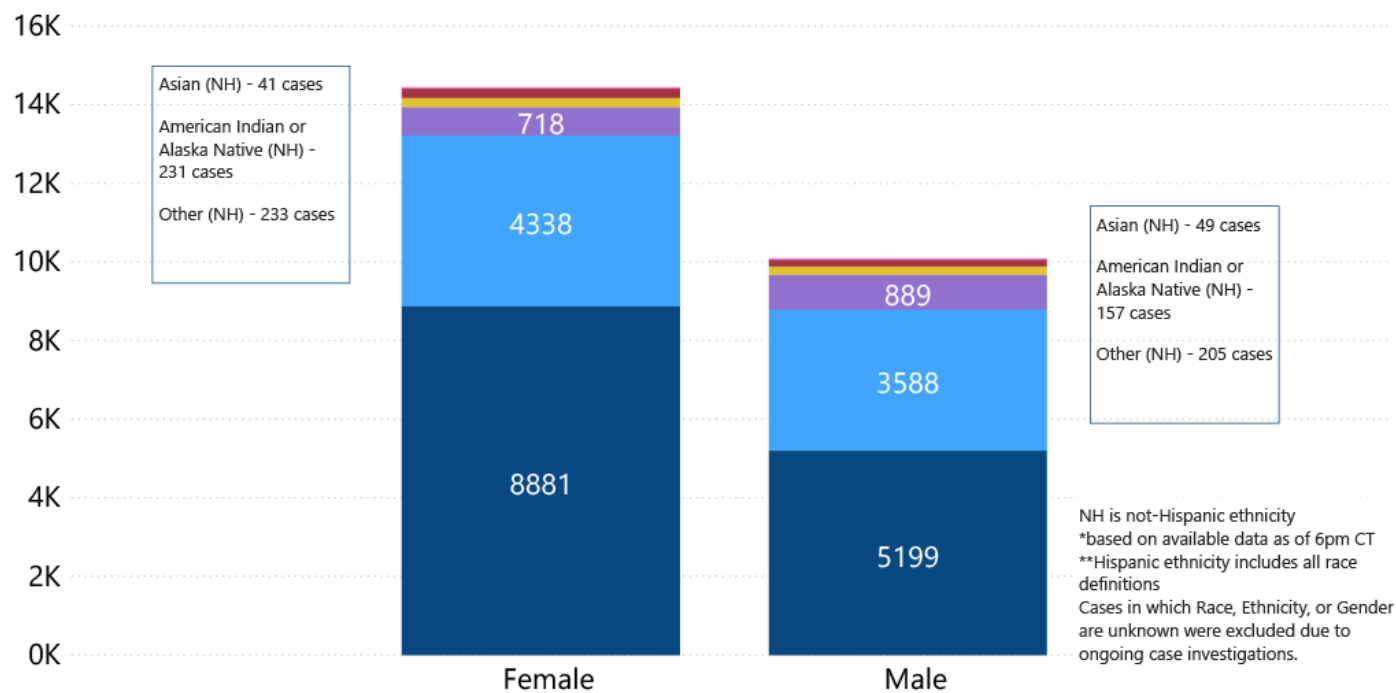
## COVID-19 Cumulative Hospitalizations-Investigated Cases July 8, 2020 \*



\* N=27,020 6,571 cases excluded due to ongoing investigations, based on available data as of 6 pm CT

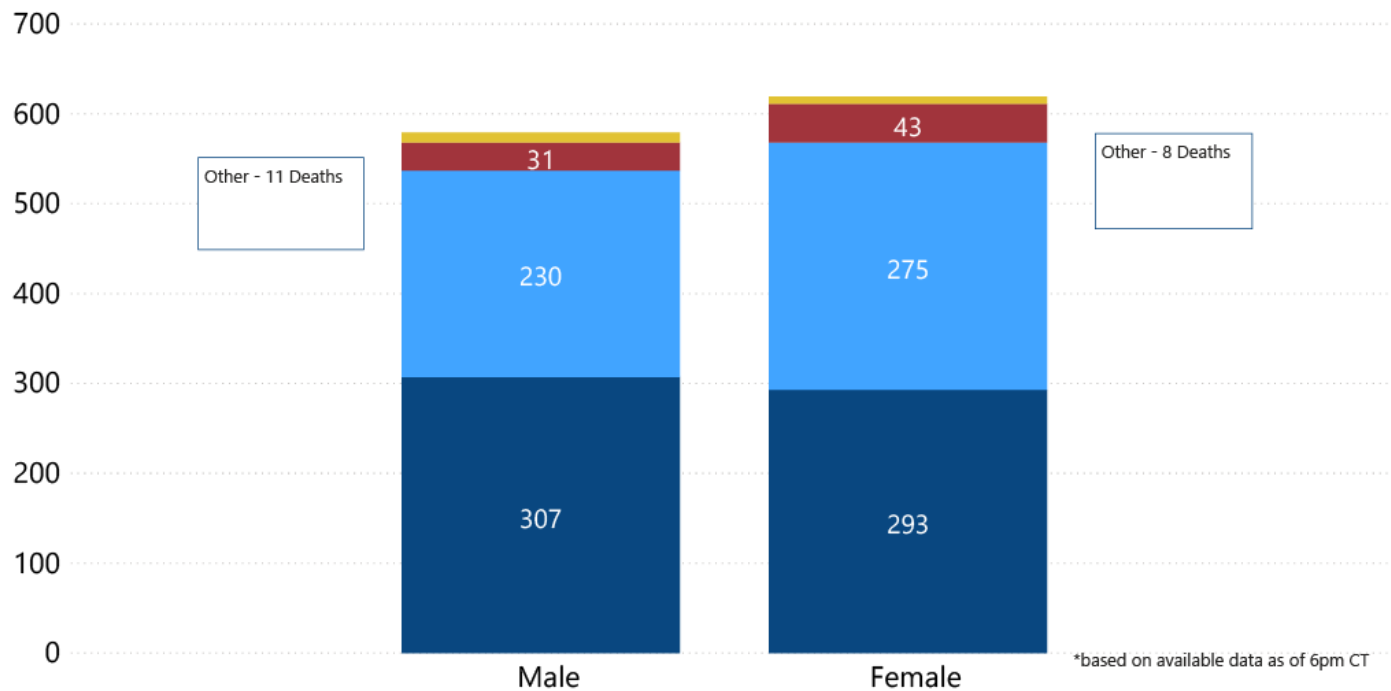
## COVID-19 Cases by Race/Ethnicity and Gender through July 8, 2020\*, Mississippi

**Race/Ethnicity** ● Black (NH) ● White (NH) ● Hispanic\*\* ● Other (NH) ● American Indian or Alaska Native (NH) ● Asian (NH)

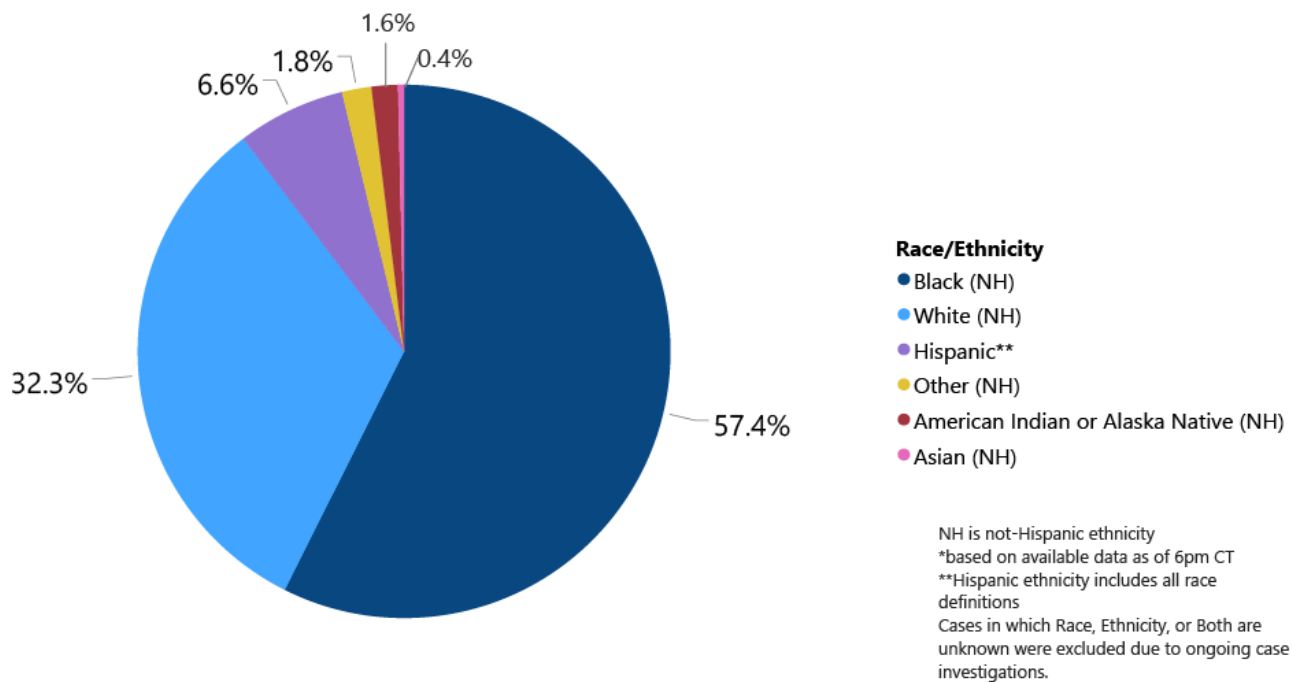


## COVID-19 Deaths by Race and Gender through July 8, 2020\*, Mississippi

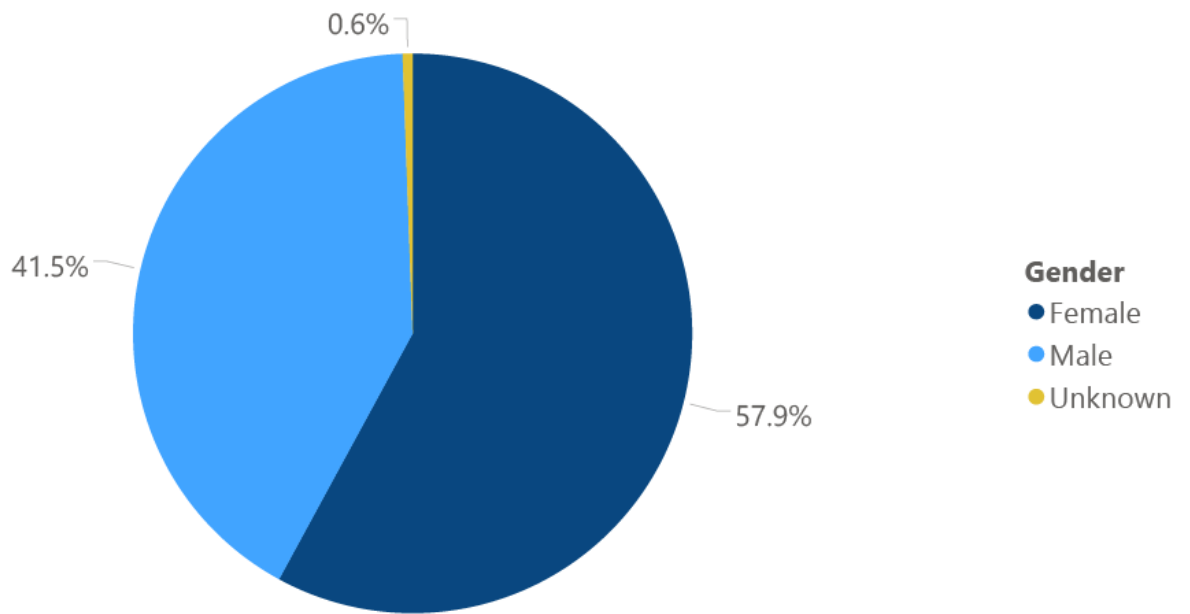
**Race** ● Black ● White ● American Indian or Alaska Native ● Other ● Asian



## COVID-19 Cases by Race/Ethnicity through July 8, 2020\*, Mississippi



## COVID-19 Cases by Gender through July 8, 2020\*, Mississippi



\*Based on available data as of 6pm CT

### Weekly High Case and High Incidence Counties

These weekly tables count cases based on the date of testing, not the date the test result was reported, and count only those cases where the date of testing is known.

They rank counties by weekly cases, and by incidence (cases proportional to population). A separate table ranking all counties is also available. **All tables updated weekly.**

► [Full tables of counties ranked by weekly incidence and cases](#) PDF

### COVID-19 High Case MS Counties Over 1 Week Period (June 29 - July 5, 2020\*)

County	Cases (June 29-July 5)	Cases per 100,000 (June 29-July 5)	Cases to Date	Cases per 100,000 Total	Percent Change
HINDS	195	82.2	2536	1069.7	8%
GRENADA	89	422.7	490	2327.2	22%
HARRISON	84	40.6	933	451.5	10%
DESOTO	78	42.9	1620	890.1	5%
RANKIN	58	37.7	951	617.9	6%
MADISON	52	49.2	1314	1244.0	4%
COVINGTON	49	259.9	359	1904.2	16%
SIMPSON	49	183.1	323	1207.1	18%
SUNFLOWER	43	167.1	400	1554.3	12%
PIKE	40	101.1	441	1114.7	10%
JACKSON	38	26.5	638	445.3	6%
WARREN	37	80.1	516	1117.5	8%

\*based on available data as of 6pm CT

Cases based on test date. Cases without test date excluded due to ongoing investigations.

Table will be updated weekly.

### COVID-19 High Incidence MS Counties Over 1 Week Period (June 29-July 5, 2020\*)

County	Cases (June 29-July 5)	Cases per 100,000 (June 29-July 5)	Cases to Date	Cases per 100,000 Total	Percent Change
GRENADA	89	422.7	490	2327.2	22%
COVINGTON	49	259.9	359	1904.2	16%
TALLAHATCHIE	30	214.5	137	979.5	28%
JEFFERSON	15	211.1	108	1519.8	16%
SIMPSON	49	183.1	323	1207.1	18%
SUNFLOWER	43	167.1	400	1554.3	12%
CLAIBORNE	14	155.5	279	3099.3	5%
MONTGOMERY	15	149.7	135	1346.9	13%
ADAMS	35	112.2	313	1003.5	13%
BOLIVAR	35	111.7	340	1085.1	11%
HUMPHREYS	9	109.0	150	1816.6	6%
NOXUBEE	11	104.4	267	2534.4	4%

\*based on available data as of 6pm CT

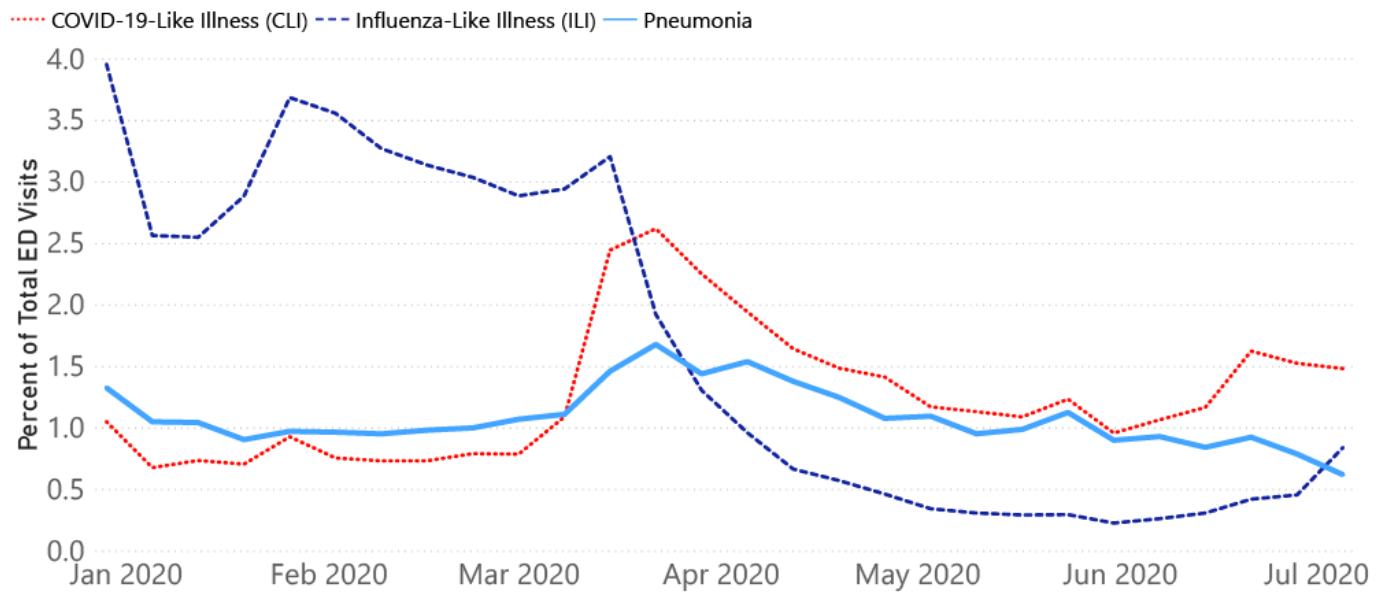
Cases based on test date. Cases without test date excluded due to ongoing investigations.

Table will be updated weekly.

## Syndromic Surveillance

Emergency department visits by those with symptoms characteristic of COVID-19, influenza and pneumonia, updated weekly.

## Percentage of Emergency Department and Clinic visits for CLI, ILI, and Pneumonia Cases Weekly Statewide Summary, December 29, 2019 - July 5, 2020



\*The graph represents syndromic surveillance data from emergency department visits, reported electronically by hospitals throughout the state, that are consistent with COVID-19-Like Illness (CLI), Influenza-Like Illness (ILI), and Pneumonia. Based on available data as of 6pm CT. Graph will be updated weekly.

## Estimated Recoveries

Presumed COVID-19 cases recovered, estimated weekly (does not include cases still under investigation).

### COVID-19 Presumed Recovered Cases through July 5, 2020, Mississippi

**22,167**  
Presumed Recovered\*

\*Reflects Provisional Estimates. Presumed Recovered if:

- 1) It has been 14 days or more since the case tested positive, if they were not hospitalized
- 2) It has been 21 days or more since the case tested positive, if they were hospitalized or hospitalization was unknown.

All deaths excluded. Presumed recovered counts will be updated weekly.

## U.S. and World Cases

- ▶ [COVID-19 cases in the United States \(CDC\)](#)
- ▶ [U.S. COVID-19 Tracker \(CDC\)](#)
- ▶ [COVID-19 Global Case Map \(Johns Hopkins University\)](#)

---

## COVID-19 Testing

### Statewide Combined Testing as of July 8

COVID-19 testing providers around the state include commercial laboratories as well as hospital labs. Combined with testing done by the MSDH Public Health Laboratory, the figures provide a complete picture of all Mississippi testing.

**PCR** testing detects current, active COVID-19 infection in an individual.

**Antibody** (serology) testing identifies individuals with past COVID-19 infection based on antibodies they develop one to three weeks after infection.

	Total tests	PCR	Antibody
MSDH Public Health Laboratory	60,730	60,730	0
Other testing providers	276,561	263,792	12,769
Total tests for COVID-19 statewide	<b>337,291</b>	<b>324,522</b>	<b>12,769</b>

### MSDH Individuals Tested as of July 8

MSDH Public Health Laboratory (MPHL) testing totals as of 3 p.m. These totals are for tests performed at the MPHL only.

- Total individuals tested by the MPHL: **52,443**
- Total positive individuals from MPHL tests: **4,789**

### Getting Tested for COVID-19

The MSDH Public Health Laboratory, its partners, and private providers are testing statewide for COVID-19.

Anyone with symptoms of fever, severe cough or severe chest pains – especially those who are older or in poor health – should make arrangements for testing with their doctor or one of the many healthcare providers now performing testing. Healthcare providers can assess your health history and symptoms, and perform testing for COVID-19 as needed. MSDH is also helping conduct free drive-up testing sites in many parts of the state. **Always call ahead to the testing provider for instructions on safely being examined before you visit for your test.**

- ▶ [Find a COVID-19 testing provider near you](#)

- ▶ [Video: A tour through COVID-19 testing at the MSDH Public Health Lab](#)

# Prevention and Guidance for Individuals and the Community

- ▶ [Preventive steps to take, recommendations, guidance and general information on COVID-19](#)

Get weekly restaurant inspections and more by e-mail:



Last reviewed on Mar 5,

2020

[error on this](#)

[email page](#)

[print](#)

## Related resources

- ▶ [Local COVID-19 Testing Providers](#)
- ▶ [COVID-19 Guidance and Prevention for Individuals and the Community](#)

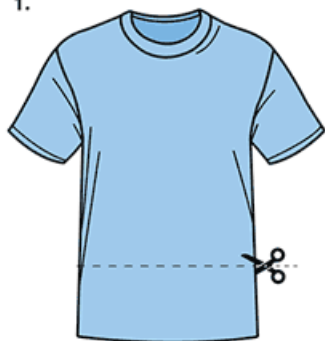
Updated June 29, 2020

## More topics

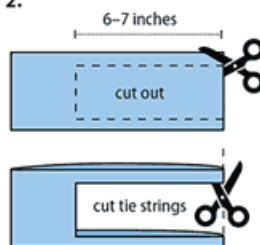
- ▶ [\[ Espanol, Tieng Viet, ASL \]](#)
- ▶ [COVID-19 Cases and Deaths Data](#)
- ▶ [Diagnostic Testing EUA](#)
- ▶ [Executive Orders](#)
- ▶ [Handouts and Posters](#)
- ▶ [Healthcare Professionals](#)
- ▶ [Interactive Map and Charts](#)
- ▶ [Prevention and Safety Guidance](#)
- ▶ [Testing for COVID-19](#)

## Make your own face covering

1.

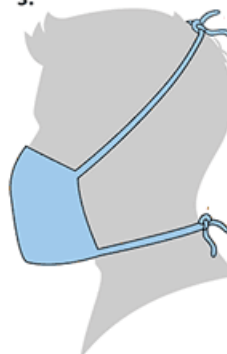


2.



[FIND OUT MORE](#)

3.



### AGENCY

[About Us](#)

[Administration](#)

[Board of Health](#)

[County Offices](#)

[Institutional Review](#)

[Jobs](#)

[Locations](#)

[Public Health Laboratory](#)

[RFPs/Grants](#)

[More »](#)

[Intranet](#)

[OHIT+ER Service Center](#)

[Webmail](#)

#### **INFORMATION**

---

[Apps](#)

[Calendar of Events](#)

[Contact Us](#)

[Meetings](#)

[Health Resources](#)

[Hotlines](#)

[Locations](#)

[News](#)

[Newsletter](#)

[Phone Numbers](#)

[Español](#)

#### **I NEED A ...**

---

[Birth Certificate](#)

[Certificate of Need](#)

[Children's Health Insurance](#)

[Complaint Form](#)

[Criminal History Check](#)

[Death Certificate](#)

[Divorce Record](#)

[Food Permit](#)

[Immunization Record](#)

[J-1 Visa](#)

[License Verification](#)

[Marriage Record](#)

[Professional License](#)

[Public Records Request](#)

[Wastewater Application](#)

#### **PUBLICATIONS**

---

[Annual Report](#)

[CON Weekly Reports](#)

[Health Facilities Directory](#)

[Mississippi Morbidity Reports](#)

[Public Health Report](#)

[State Health Plan](#)

[Strategic Plan](#)

[More »](#)

