

Coronavirus Disease 2019 (COVID-19)

Updated July 11, 2020



The national Centers for Disease Control and Prevention (CDC) and the Mississippi State Department of Health continue to closely monitor the outbreak of respiratory illnesses caused by the novel (new) coronavirus COVID-19, and are working to limit the spread of cases nationally and in Mississippi. MSDH is actively working with doctors and hospitals to quickly identify cases and respond effectively to limit this outbreak.



If you are waiting for test results, it is essential to remain at home if you have symptoms of COVID-19. Do not go to work or leave home. Stay in a specific room at home and avoid contact with other family members as much as possible.

If you are awaiting results from a **routine screening** test, but have no symptoms, you may return to work under the guidance of your employer (unless otherwise directed by the Mississippi State Department of Health).

► [More important steps for you and your family](#)

Healthcare Professionals

Guidance and more →

- [MSDH guidances](#)
- [Specimens](#)
- [Lab dropoff](#)
- [CDC guidances](#)
- [MS-HAN Alerts](#)

[ALL HEALTHCARE](#)

Current Cases and Statistics

County and state data →

- [Current cases and deaths](#)
- [Map and charts](#)
- [Long-term care facilities](#)
- [Lab testing](#)
- [Recoveries](#)

[ALL STATISTICS](#)

Prevention, Safety and Testing

Personal and community →

- ▶ [Personal protection](#)
- ▶ [Businesses and workplace](#)
- ▶ [Community and events](#)
- ▶ [State agencies](#)
- ▶ [Find COVID-19 testing](#)
- ▶ [After you get tested](#)

[ALL PREVENTION](#)

Mississippi Coronavirus Hotline (7 days a week, 7 a.m.–7 p.m.): **877-978-6453**
Hard of hearing? Dial 711 for assistance.

General Information

- ▶ [Overview, questions and answers, handouts, and information in other languages](#)

COVID-19 in Mississippi

New Cases and Deaths as of July 10

NEW CASES

797

New COVID-19 positive test results reported to MSDH as of 6 p.m. yesterday.

NEW DEATHS

15

New COVID-19 related deaths reported to MSDH as of 6 p.m. yesterday.

Adams	1
Grenada	1

Harrison	1
Hinds	2
Jackson	1
Madison	2
Neshoba	1
Prentiss	1
Warren	1
Washington	3
Yalobusha	1

LTC OUTBREAKS

106

Current outbreaks in long-term care facilities only. (One or more cases among staff or residents counts as an outbreak.)

About our case counts: We currently update our case totals each day based on test results from the previous day. Outside laboratories also report positive test results to us, which are included in our totals.

Repeated tests for the same individual are counted only once. County case numbers and deaths may change as investigation finds new or additional information.

Cases and Deaths by County

Totals of all reported cases since March 11, including those in long-term care (LTC) facilities.

County	Total Cases	Total Deaths	Total LTC Facility Cases	Total LTC Facility Deaths
Adams	351	20	44	11
Alcorn	100	2	1	1
Amite	110	3	13	2
Attala	384	24	89	19
Benton	46	0	1	0
Bolivar	405	18	37	6
Calhoun	164	5	23	4
Carroll	181	11	45	9
Chickasaw	297	19	35	11
Choctaw	75	4	0	0
Claiborne	301	11	43	8
Total	35,419	1,230	2,959	593

County	Total Cases	Total Deaths	Total LTC Facility Cases	Total LTC Facility Deaths
Clarke	223	25	19	9
Clay	258	11	2	1
Coahoma	222	6	1	0
Copiah	653	15	30	3
Covington	435	5	3	0
Desoto	1900	19	21	5
Forrest	993	43	95	29
Franklin	54	2	3	1
George	116	3	1	0
Greene	113	10	34	6
Grenada	594	9	43	5
Hancock	144	13	8	4
Harrison	1136	16	98	9
Hinds	2908	51	151	17
Holmes	586	41	98	20
Humphreys	163	10	18	6
Issaquena	10	1	0	0
Itawamba	146	8	34	7
Jackson	775	19	48	6
Jasper	277	6	1	0
Jefferson	126	3	2	0
Jefferson Davis	120	4	3	1
Jones	1203	49	157	34
Kemper	184	14	38	9
Lafayette	497	4	42	1
Lamar	534	7	3	2
Lauderdale	963	81	202	52
Lawrence	209	2	0	0
Leake	635	20	3	0
Lee	612	22	66	15
Leflore	531	56	173	41
Lincoln	529	35	115	27
Total	35,419	1,230	2,959	593

County	Total Cases	Total Deaths	Total LTC Facility Cases	Total LTC Facility Deaths
Lowndes	548	13	25	6
Madison	1446	38	136	19
Marion	327	12	15	2
Marshall	277	3	6	0
Monroe	456	35	108	29
Montgomery	171	3	0	0
Neshoba	1045	77	106	30
Newton	375	10	7	1
Noxubee	278	8	15	3
Oktibbeha	611	28	132	18
Panola	448	6	2	1
Pearl River	288	32	50	12
Perry	87	4	0	0
Pike	499	20	42	10
Pontotoc	346	6	3	1
Prentiss	120	4	24	3
Quitman	99	1	0	0
Rankin	1087	15	53	0
Scott	819	15	14	2
Sharkey	48	0	1	0
Simpson	393	3	3	0
Smith	246	12	52	8
Stone	74	2	2	1
Sunflower	477	8	1	0
Tallahatchie	195	4	3	1
Tate	352	13	27	8
Tippah	145	11	0	0
Tishomingo	97	1	2	0
Tunica	123	3	12	2
Union	252	11	20	8
Walthall	262	7	11	1
Warren	594	21	39	9
Washington	722	13	18	4
Total	35,419	1,230	2,959	593

County	Total Cases	Total Deaths	Total LTC Facility Cases	Total LTC Facility Deaths
Wayne	562	18	37	4
Webster	134	11	52	10
Wilkinson	98	9	5	2
Winston	295	11	38	8
Yalobusha	207	9	35	7
Yazoo	553	6	20	2
Total	35,419	1,230	2,959	593

The numbers in this table are provisional. County case numbers and deaths may change as investigation finds new or additional information about residence.

Case Classifications

Mississippi investigates and reports both probable and confirmed cases and deaths according to the [CSTE case definition](#).

	Confirmed	Probable	Total
Cases	35,105	314	35,419
Deaths	1,208	22	1,230

Confirmed cases and deaths are generally determined by positive PCR tests, which detect the presence of ongoing coronavirus infection.

Probable cases are those who test positive by other testing methods such as antibody or antigen, and have recent symptoms consistent with COVID-19, indicating a recent infection.

Probable deaths are those individuals with a designation of COVID-19 as a cause of death on the death certificate, but where no confirmatory testing was performed.

Mississippi Cases and Deaths Tables

- ▶ [Mississippi COVID-19 cases and deaths by county, race and ethnicity](#)
Current and past data tables
- ▶ [Mississippi counties ranked by weekly cases and incidence](#)

Long-Term Care Facility Cases and Outbreaks

Long-term care (LTC) facilities like nursing homes are considered high risk locations because their residents are older or in poor health. Even one case of COVID-19 in these facilities among residents or employees is considered an outbreak. We investigate residents, staff and close contacts of infected individuals for possible exposure. Residential care facilities also represent group living facilities where COVID-19 can be easily spread.

- ▶ [Mississippi COVID-19 cases and deaths in long-term care facilities](#) PDF
Long-term care facilities include nursing homes, personal care homes, assisted living homes, and intermediate care facilities for individuals with intellectual disability (ICF-IID)
- ▶ [Mississippi COVID-19 cases and deaths in residential care facilities](#) PDF
Residential care facilities include psychiatric or chemical dependency residential treatment centers and long-term acute care

facilities.

Active Outbreaks

The table of active outbreaks lists all facilities that have reported a current COVID-19 outbreak. Resident and employee totals are for those cases associated with the current outbreak **only**. The reported deaths are those which have occurred only among the cases in the current outbreak.

- ▶ [Mississippi long-term care facilities with active COVID-19 outbreaks](#) PDF
July 9, 2020

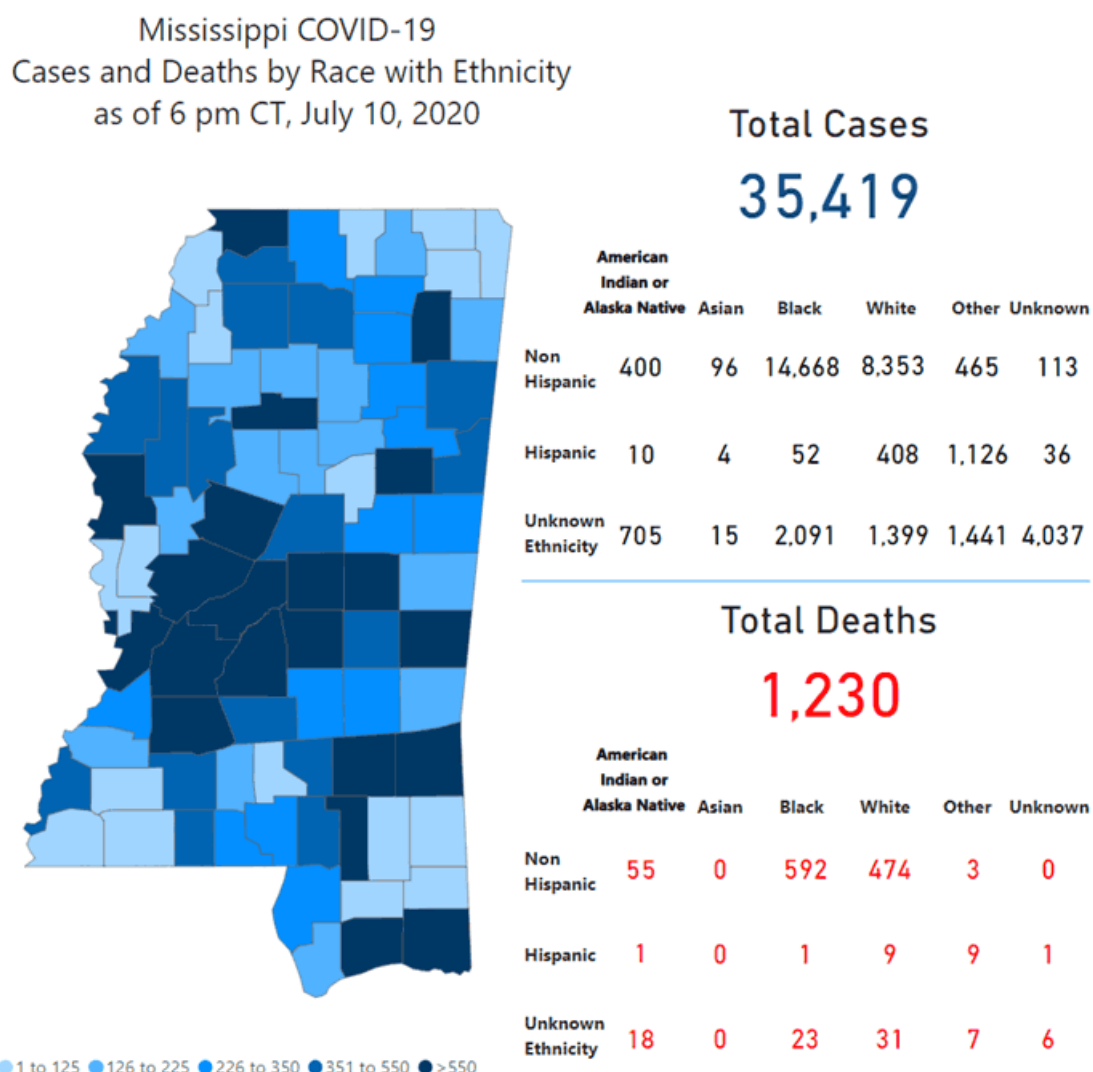
Mississippi COVID-19 Map and Charts

Data Summaries as of July 10

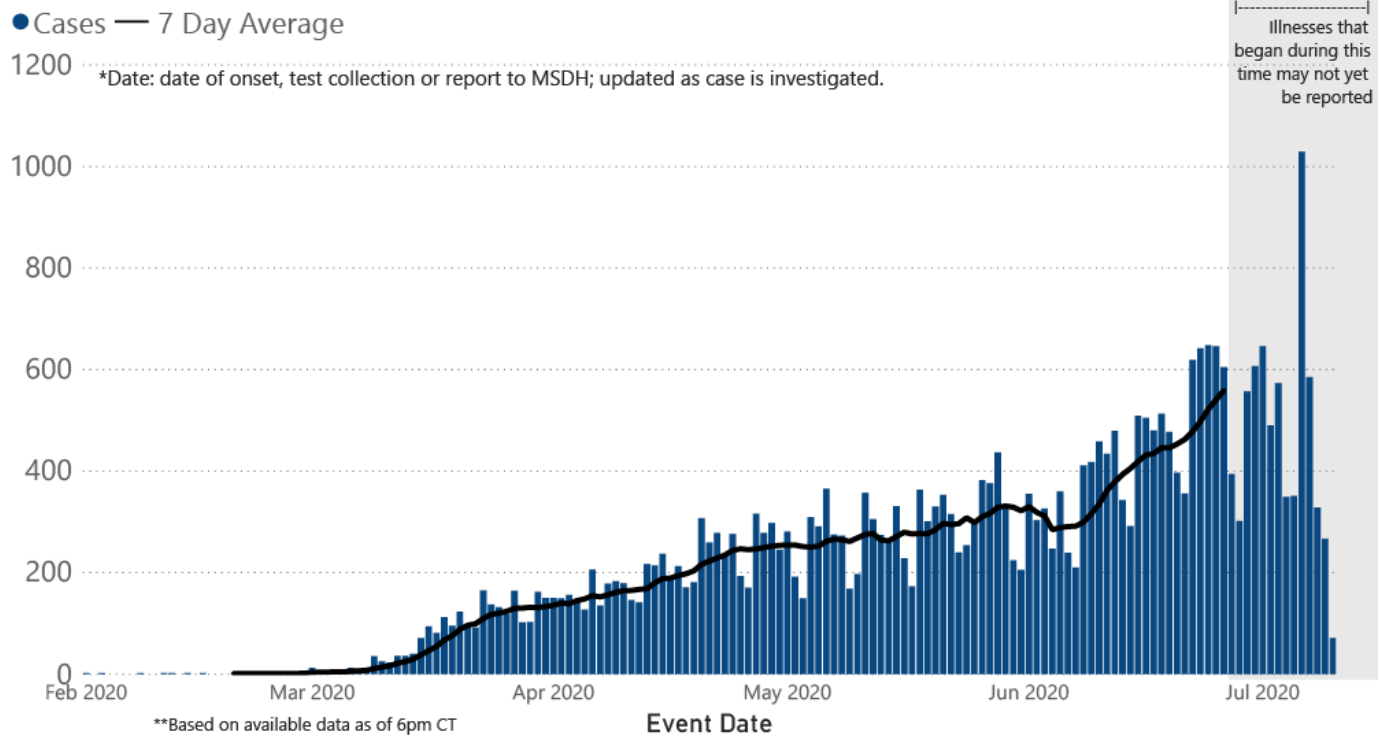
Our state case map and other data charts are also available in interactive form.

- ▶ [View interactive map](#)
- ▶ [View interactive epidemiological trend and syndromic surveillance](#)
- ▶ [View interactive hospitalization chart](#)

The charts below are based on available data at the time of publication. Charts do **not** include cases where insufficient details of the case are known.

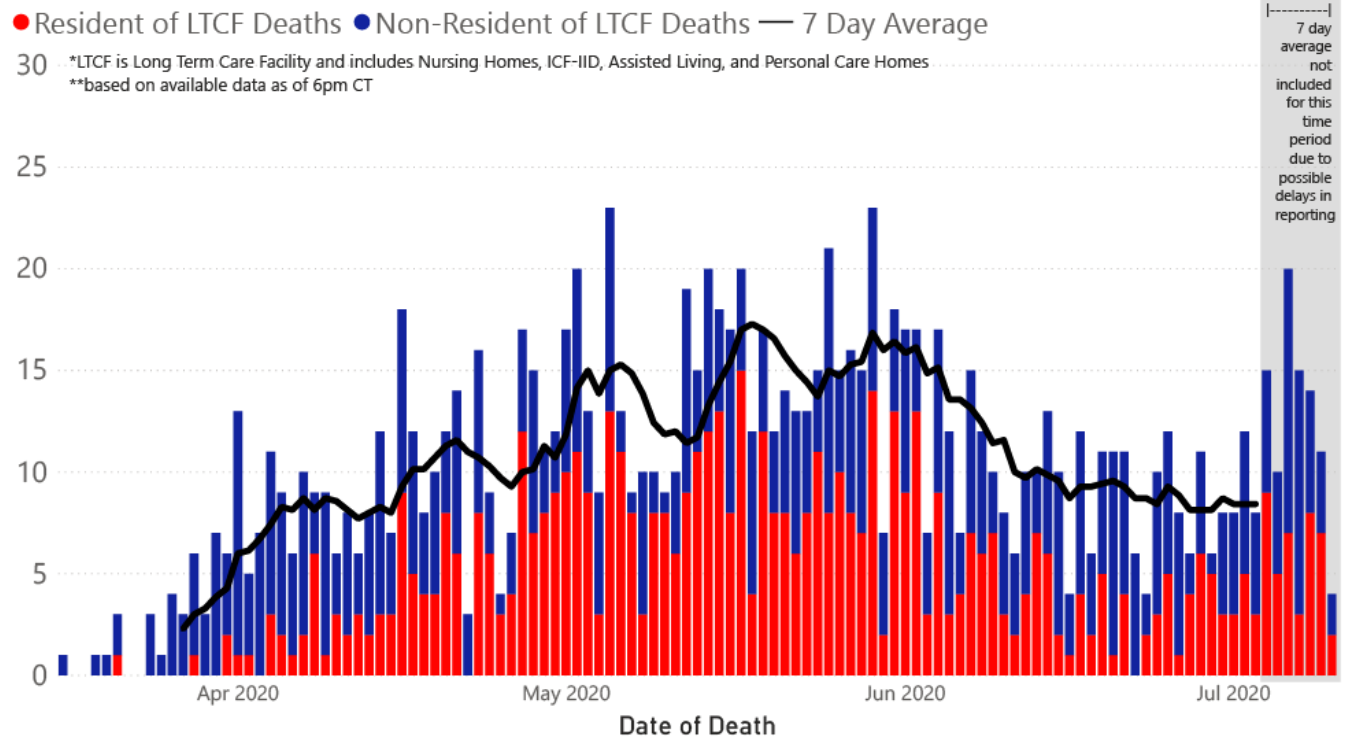


COVID-19 Cases by Date* through July 10, 2020**, Mississippi



Note: Values up to two weeks in the past on the Date of Illness Onset chart above can change as we update it with new information from disease investigation.

COVID-19 LTCF* and Non-LTCF Deaths by Date of Death through July 10, 2020**, Mississippi

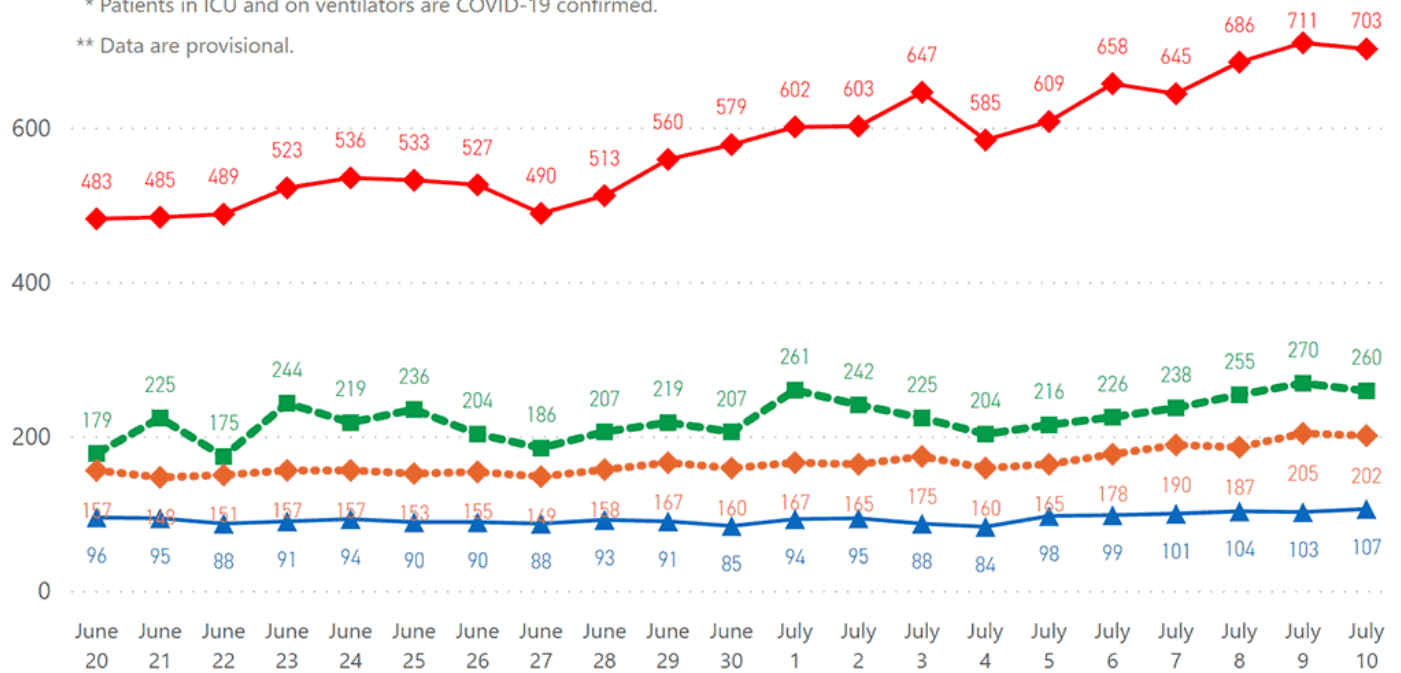


COVID-19 Hospitalizations Reported by MS Hospitals, 6/20/20-7/10/20 **,***

◆ Patients with Confirmed Infection ■ Patients with Suspected Infection ◆ Patients in an ICU ▲ Patients on Ventilators

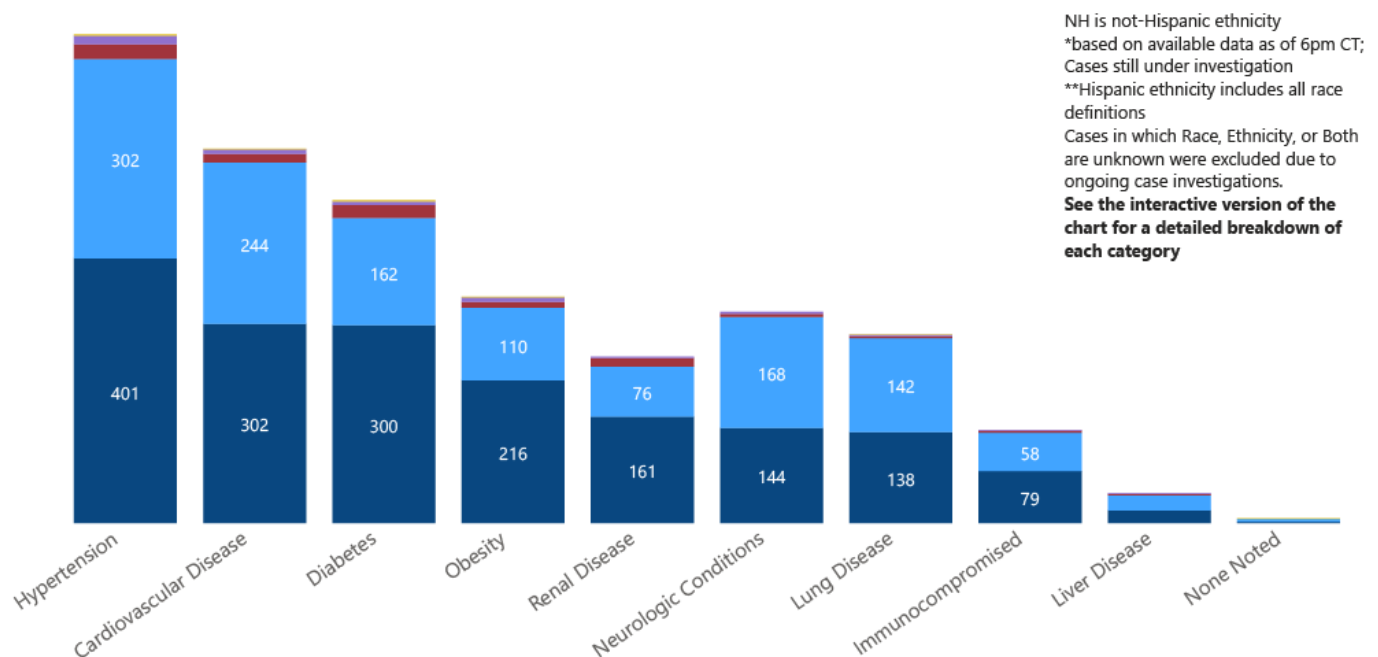
* Patients in ICU and on ventilators are COVID-19 confirmed.

** Data are provisional.

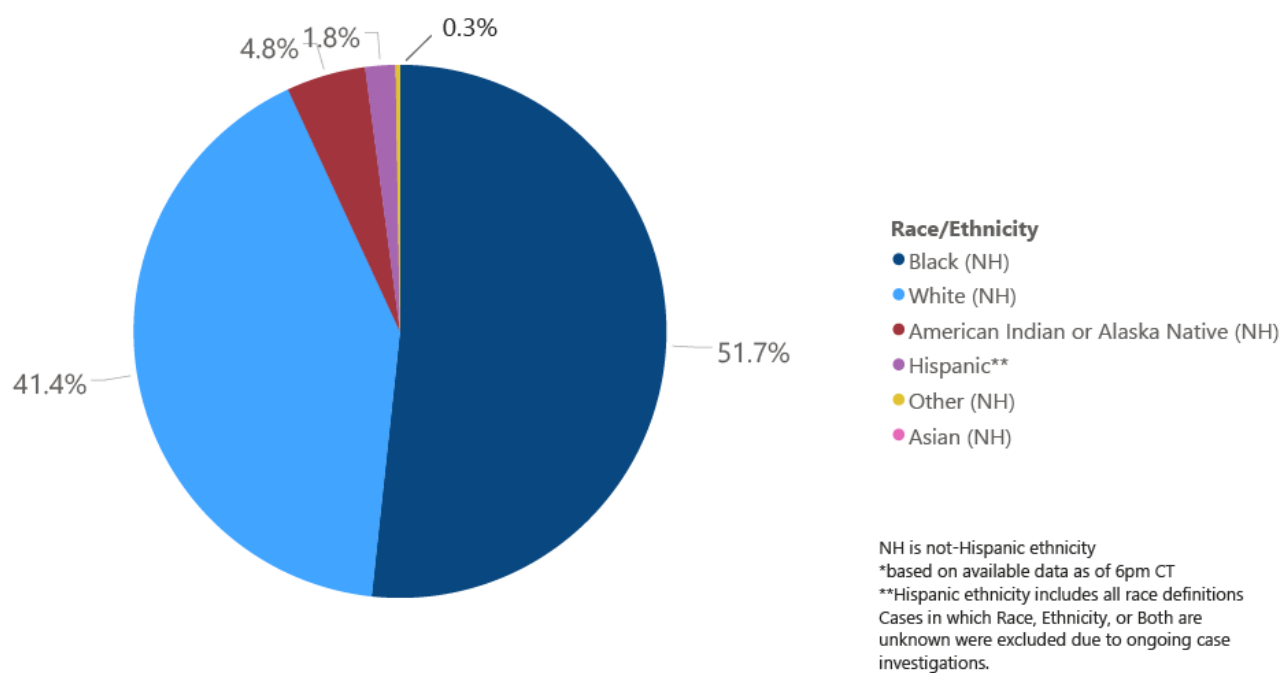


COVID-19 Underlying Conditions in Deaths by Race/Ethnicity through July 10, 2020*, Mississippi

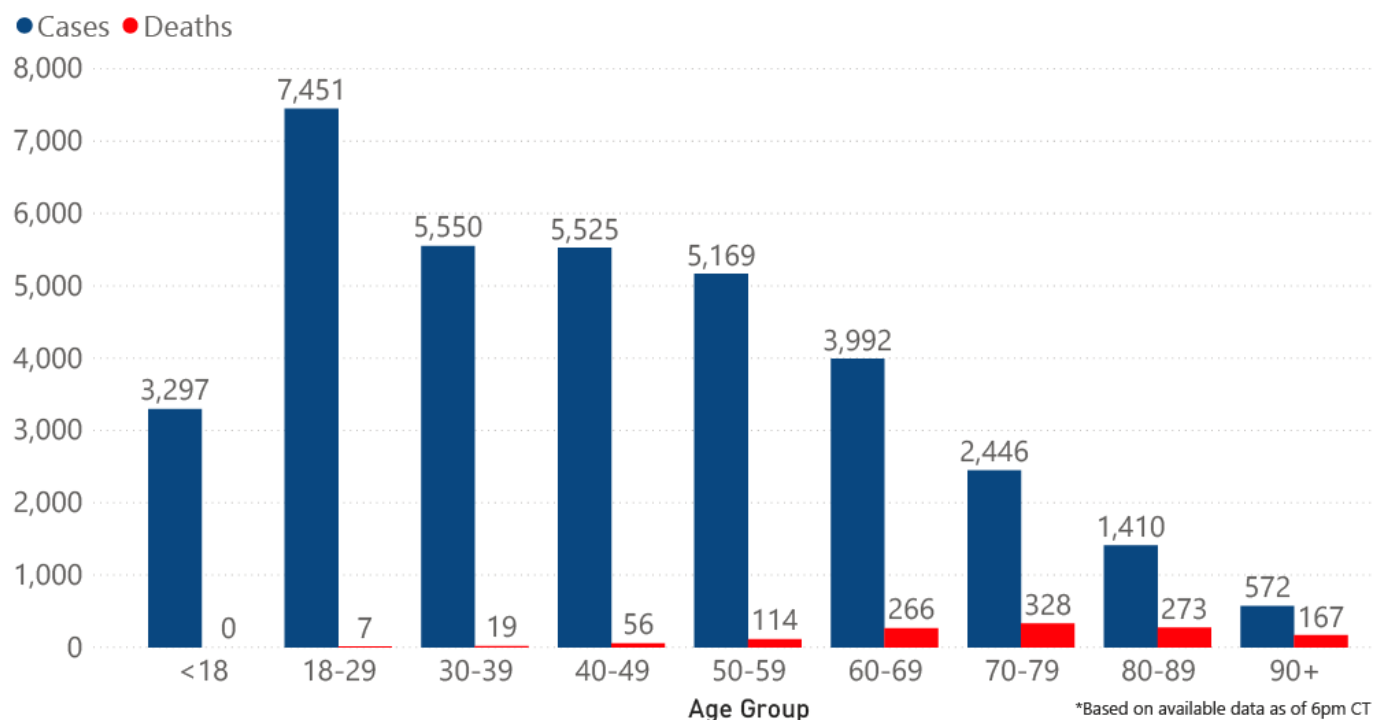
Race/Ethnicity ● Black (NH) ● White (NH) ● American Indian or Alaska Native (NH) ● Hispanic** ● Other (NH) ● Asian (NH)



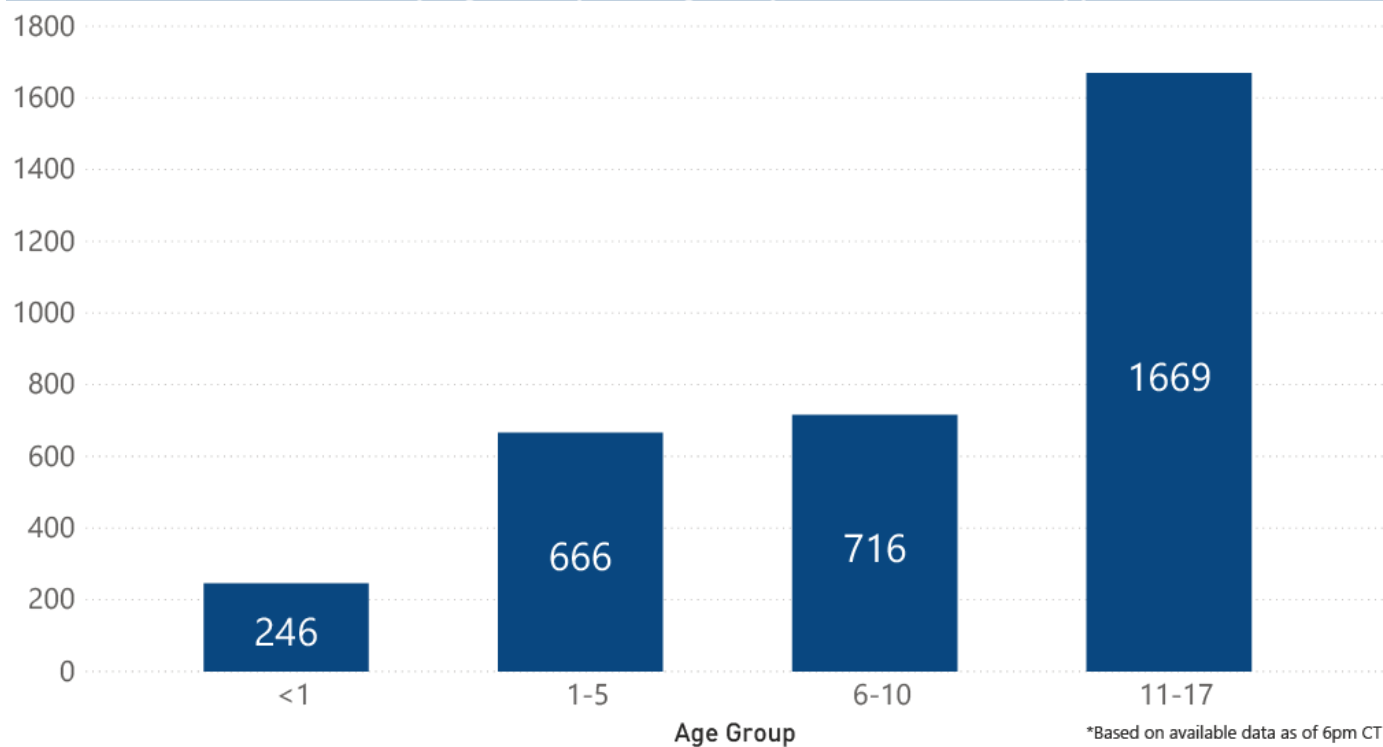
COVID-19 Deaths by Race/Ethnicity through July 10, 2020*, Mississippi



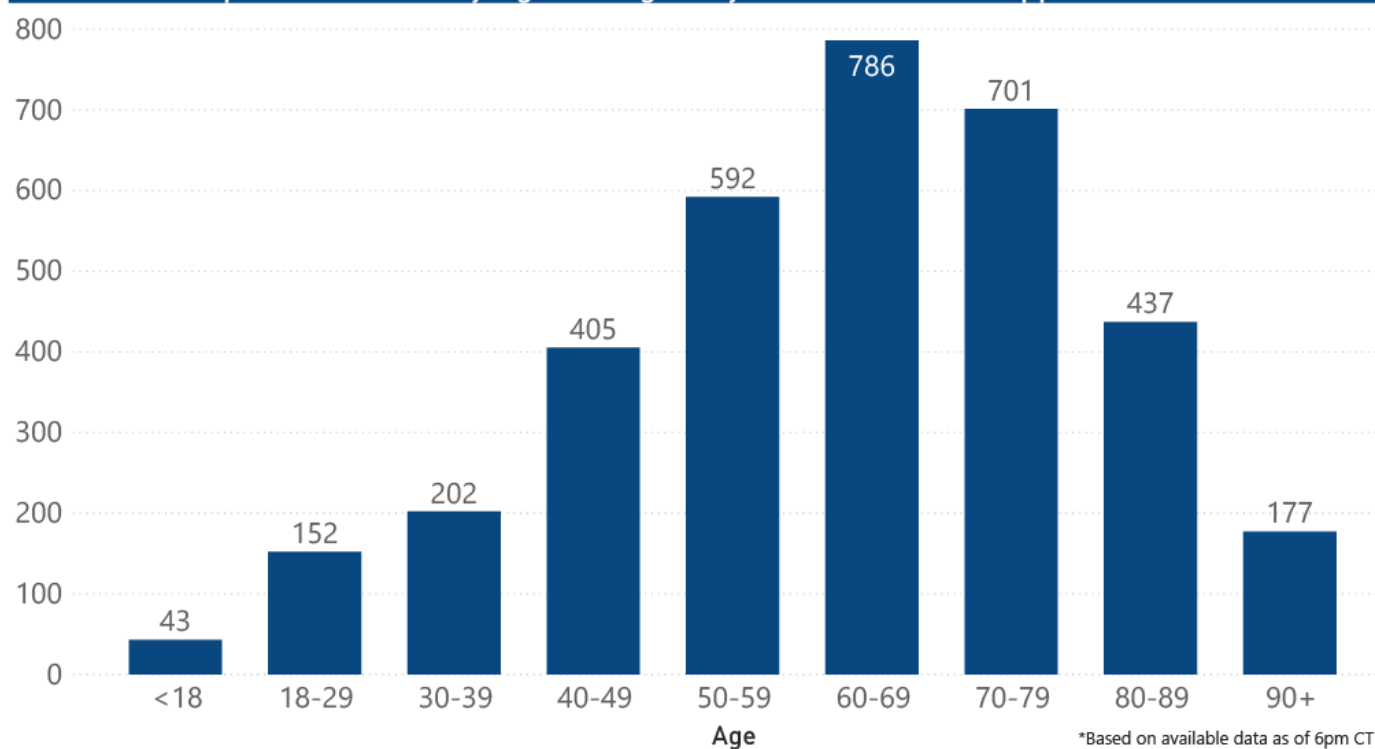
COVID-19 Cases and Deaths by Age Group through July 10, 2020*, Mississippi



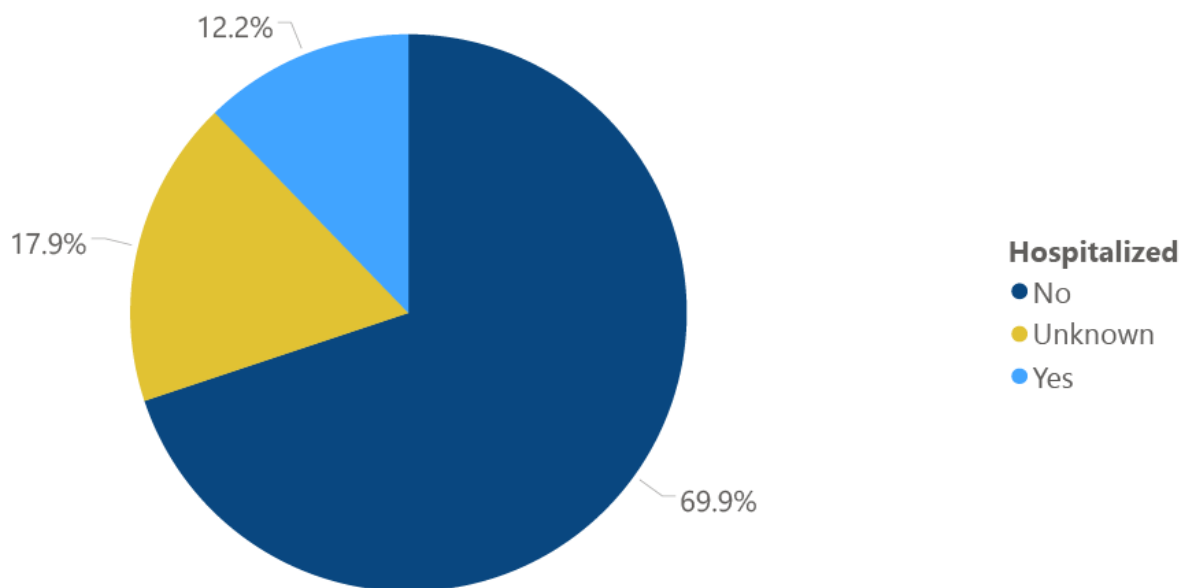
COVID-19 Pediatric Cases by Age Group through July 10, 2020*, Mississippi



COVID-19 Hospitalized Cases by Age through July 10, 2020*, Mississippi



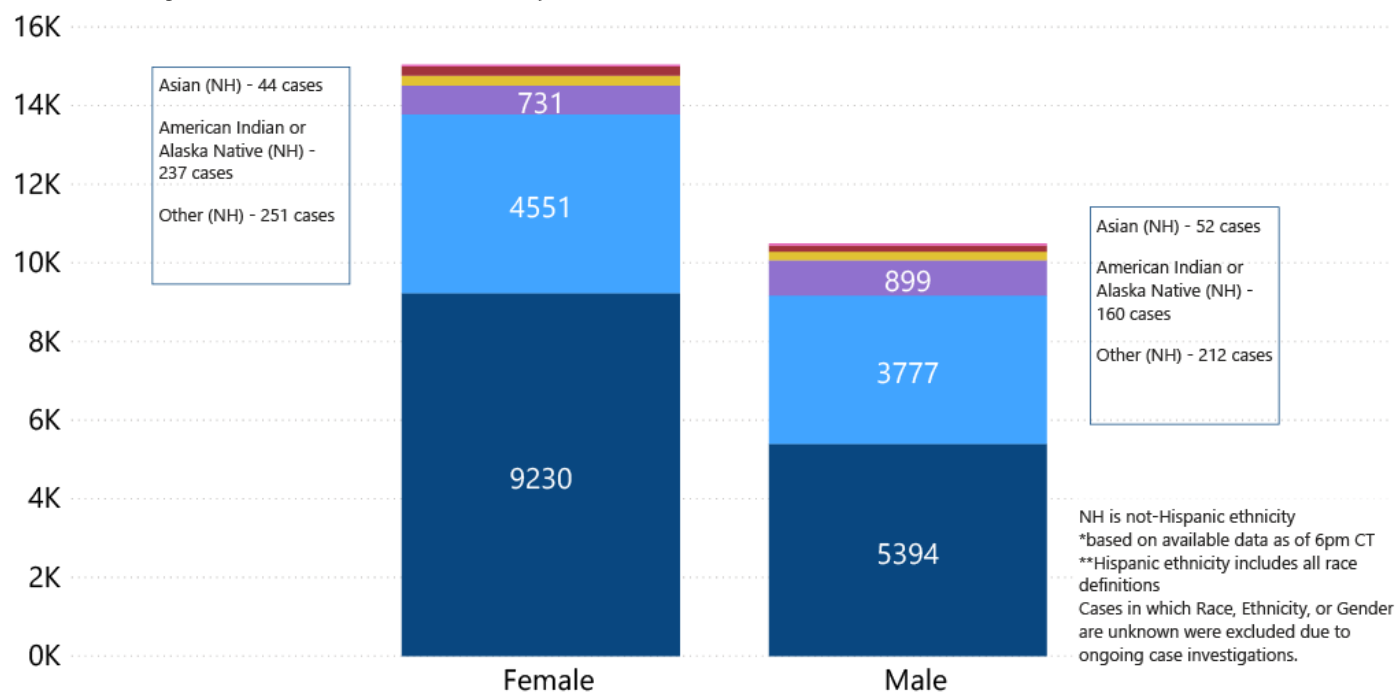
COVID-19 Cumulative Hospitalizations-Investigated Cases July 10, 2020 *



* N=28,546 6,873 cases excluded due to ongoing investigations, based on available data as of 6 pm CT

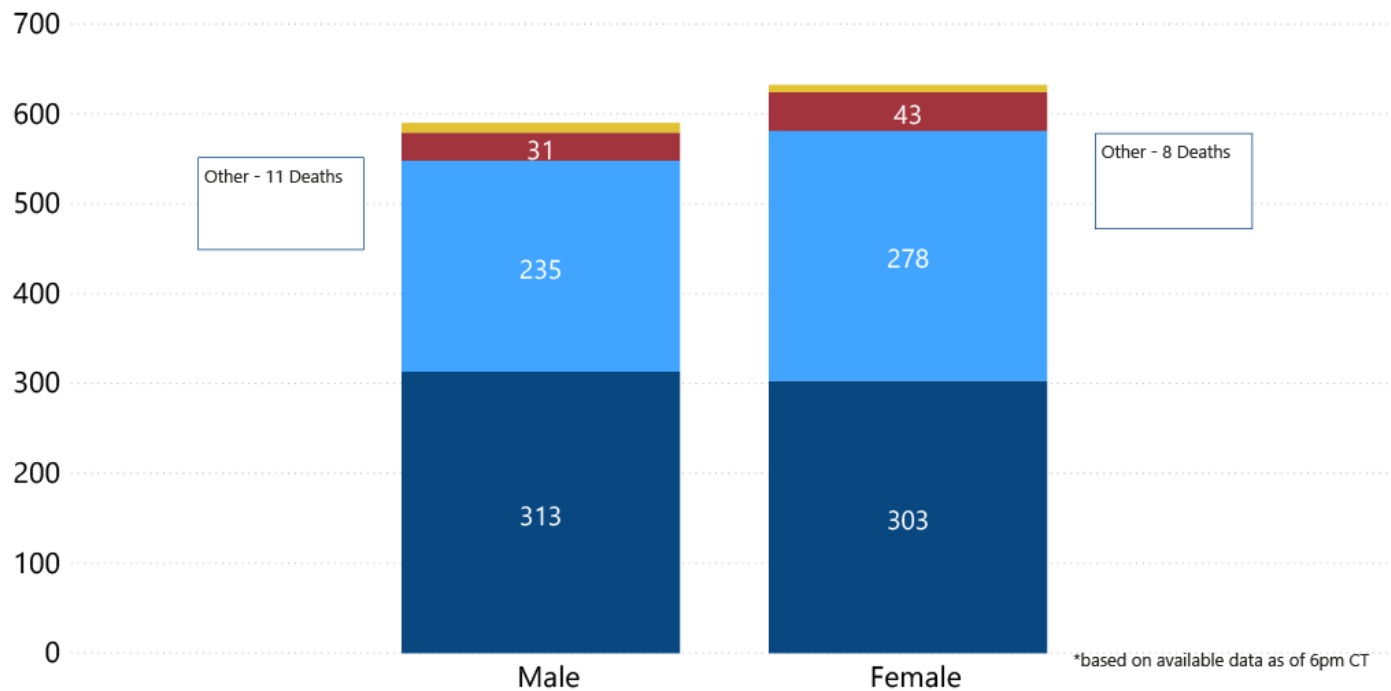
COVID-19 Cases by Race/Ethnicity and Gender through July 10, 2020*, Mississippi

Race/Ethnicity ● Black (NH) ● White (NH) ● Hispanic** ● Other (NH) ● American Indian or Alaska Native (NH) ● Asian (NH)

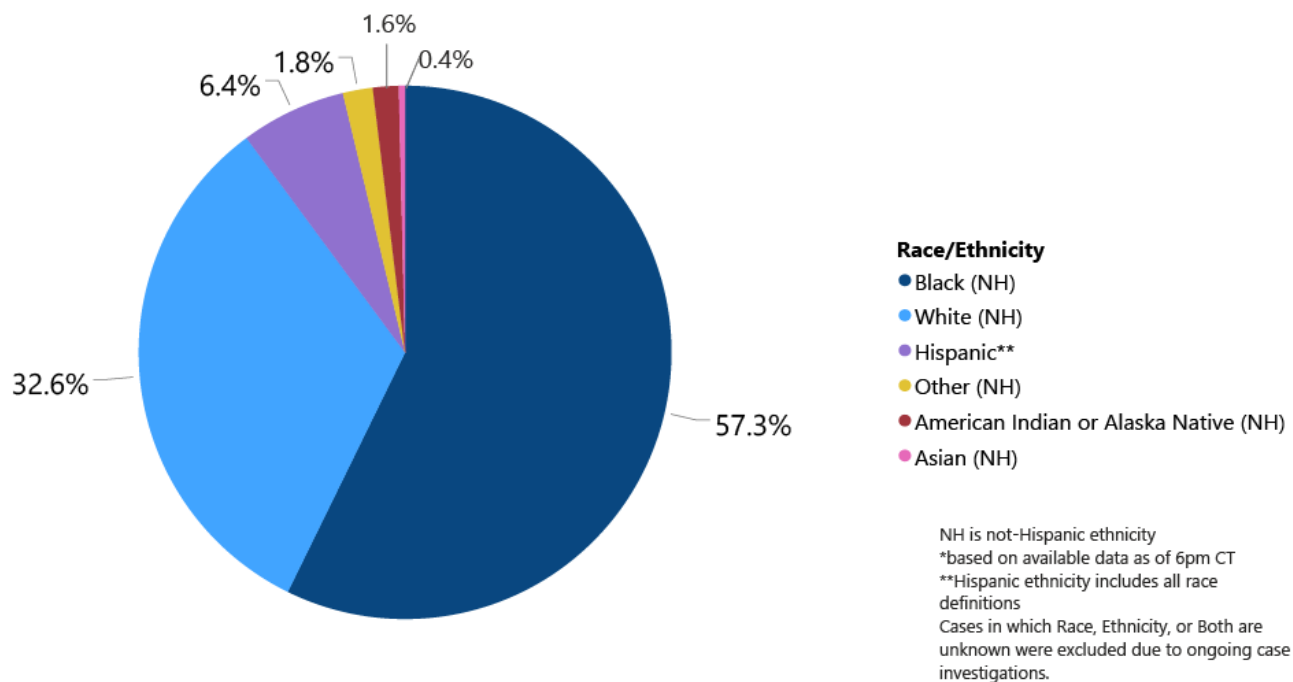


COVID-19 Deaths by Race and Gender through July 10, 2020*, Mississippi

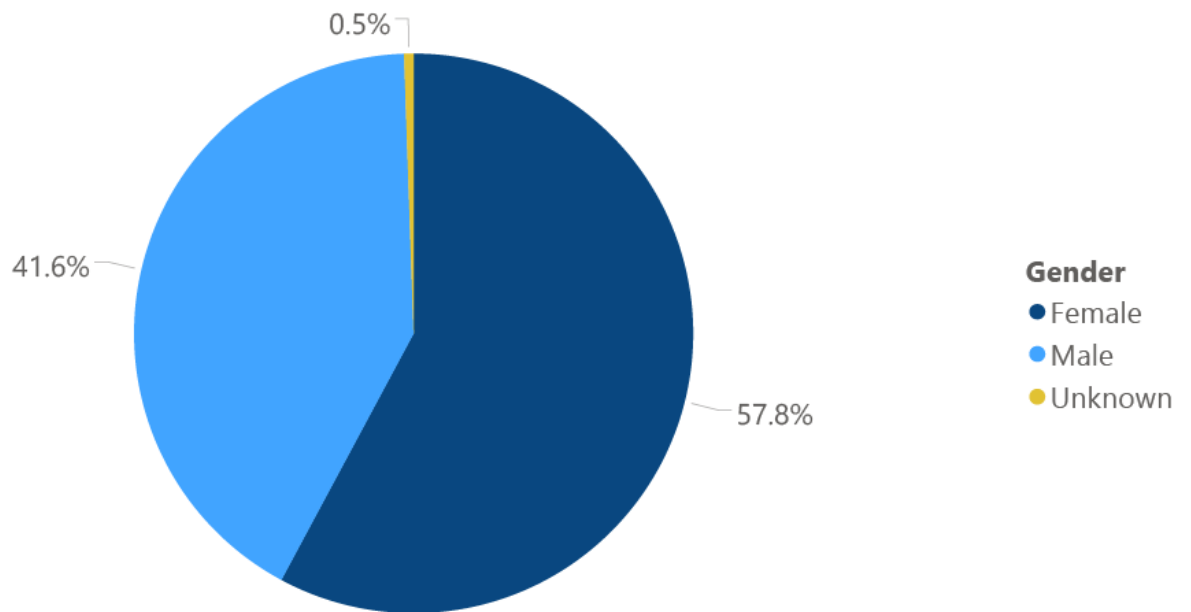
Race ● Black ● White ● American Indian or Alaska Native ● Other ● Asian



COVID-19 Cases by Race/Ethnicity through July 10, 2020*, Mississippi



COVID-19 Cases by Gender through July 10, 2020*, Mississippi



*Based on available data as of 6pm CT

Weekly High Case and High Incidence Counties

These weekly tables count cases based on the date of testing, not the date the test result was reported, and count only those cases where the date of testing is known.

They rank counties by weekly cases, and by incidence (cases proportional to population). A separate table ranking all counties is also available. **All tables updated weekly.**

► [Full tables of counties ranked by weekly incidence and cases](#) PDF

COVID-19 High Case MS Counties Over 1 Week Period (June 29 - July 5, 2020*)

County	Cases (June 29-July 5)	Cases per 100,000 (June 29-July 5)	Cases to Date	Cases per 100,000 Total	Percent Change
HINDS	195	82.2	2536	1069.7	8%
GRENADA	89	422.7	490	2327.2	22%
HARRISON	84	40.6	933	451.5	10%
DESOTO	78	42.9	1620	890.1	5%
RANKIN	58	37.7	951	617.9	6%
MADISON	52	49.2	1314	1244.0	4%
COVINGTON	49	259.9	359	1904.2	16%
SIMPSON	49	183.1	323	1207.1	18%
SUNFLOWER	43	167.1	400	1554.3	12%
PIKE	40	101.1	441	1114.7	10%
JACKSON	38	26.5	638	445.3	6%
WARREN	37	80.1	516	1117.5	8%

*based on available data as of 6pm CT

Cases based on test date. Cases without test date excluded due to ongoing investigations.

Table will be updated weekly.

COVID-19 High Incidence MS Counties Over 1 Week Period (June 29-July 5, 2020*)

County	Cases (June 29-July 5)	Cases per 100,000 (June 29-July 5)	Cases to Date	Cases per 100,000 Total	Percent Change
GRENADA	89	422.7	490	2327.2	22%
COVINGTON	49	259.9	359	1904.2	16%
TALLAHATCHIE	30	214.5	137	979.5	28%
JEFFERSON	15	211.1	108	1519.8	16%
SIMPSON	49	183.1	323	1207.1	18%
SUNFLOWER	43	167.1	400	1554.3	12%
CLAIBORNE	14	155.5	279	3099.3	5%
MONTGOMERY	15	149.7	135	1346.9	13%
ADAMS	35	112.2	313	1003.5	13%
BOLIVAR	35	111.7	340	1085.1	11%
HUMPHREYS	9	109.0	150	1816.6	6%
NOXUBEE	11	104.4	267	2534.4	4%

*based on available data as of 6pm CT

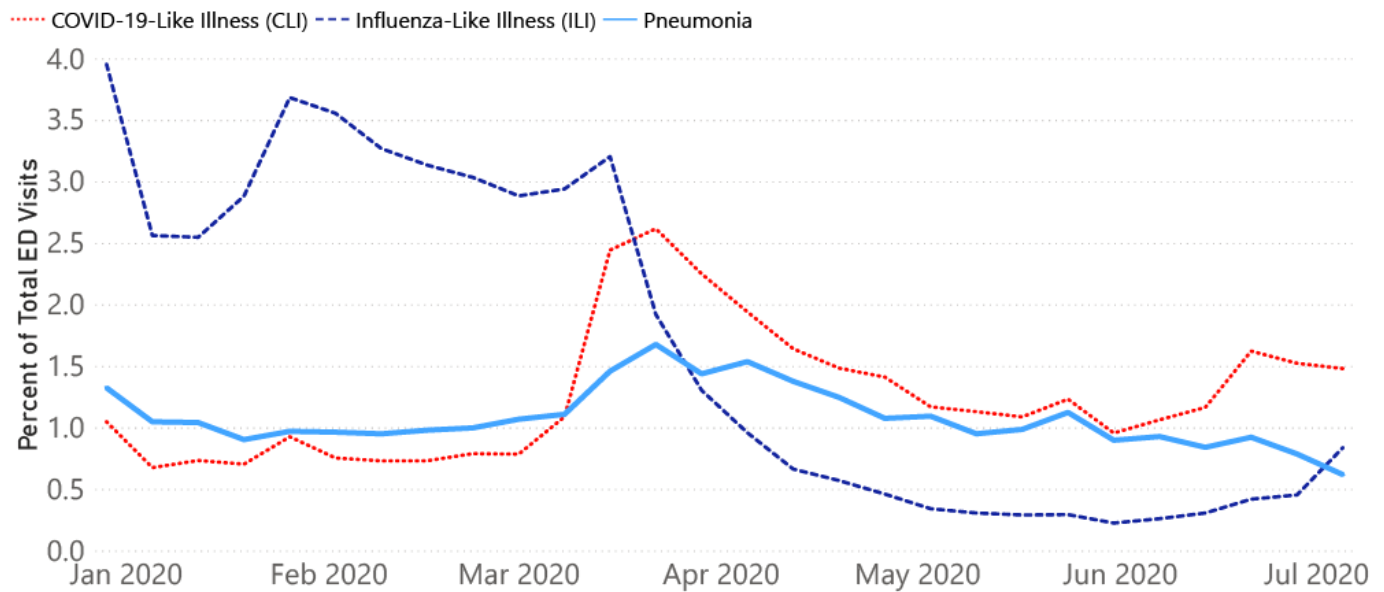
Cases based on test date. Cases without test date excluded due to ongoing investigations.

Table will be updated weekly.

Syndromic Surveillance

Emergency department visits by those with symptoms characteristic of COVID-19, influenza and pneumonia, updated weekly.

Percentage of Emergency Department and Clinic visits for CLI, ILI, and Pneumonia Cases Weekly Statewide Summary, December 29, 2019 - July 5, 2020



*The graph represents syndromic surveillance data from emergency department visits, reported electronically by hospitals throughout the state, that are consistent with COVID-19-Like Illness (CLI), Influenza-Like Illness (ILI), and Pneumonia. Based on available data as of 6pm CT. Graph will be updated weekly.

Estimated Recoveries

Presumed COVID-19 cases recovered, estimated weekly (does not include cases still under investigation).

COVID-19 Presumed Recovered Cases through July 5, 2020, Mississippi

22,167
Presumed Recovered*

*Reflects Provisional Estimates. Presumed Recovered if:

- 1) It has been 14 days or more since the case tested positive, if they were not hospitalized
- 2) It has been 21 days or more since the case tested positive, if they were hospitalized or hospitalization was unknown.

All deaths excluded. Presumed recovered counts will be updated weekly.

U.S. and World Cases

- ▶ [COVID-19 cases in the United States \(CDC\)](#)
- ▶ [U.S. COVID-19 Tracker \(CDC\)](#)
- ▶ [COVID-19 Global Case Map \(Johns Hopkins University\)](#)

COVID-19 Testing

Statewide Combined Testing as of July 10

COVID-19 testing providers around the state include commercial laboratories as well as hospital labs. Combined with testing done by the MSDH Public Health Laboratory, the figures provide a complete picture of all Mississippi testing.

PCR testing detects current, active COVID-19 infection in an individual.

Antibody (serology) testing identifies individuals with past COVID-19 infection based on antibodies they develop one to three weeks after infection.

	Total tests	PCR	Antibody
MSDH Public Health Laboratory	62,167	62,167	0
Other testing providers	284,985	271,862	13,123
Total tests for COVID-19 statewide	347,152	334,029	13,123

MSDH Individuals Tested as of July 10

MSDH Public Health Laboratory (MPHL) testing totals as of 3 p.m. These totals are for tests performed at the MPHL only.

- Total individuals tested by the MPHL: **53,427**
- Total positive individuals from MPHL tests: **4,930**

Getting Tested for COVID-19

The MSDH Public Health Laboratory, its partners, and private providers are testing statewide for COVID-19.

Anyone with symptoms of fever, severe cough or severe chest pains – especially those who are older or in poor health – should make arrangements for testing with their doctor or one of the many healthcare providers now performing testing. Healthcare providers can assess your health history and symptoms, and perform testing for COVID-19 as needed. MSDH is also helping conduct free drive-up testing sites in many parts of the state. **Always call ahead to the testing provider for instructions on safely being examined before you visit for your test.**

- ▶ [Find a COVID-19 testing provider near you](#)

- ▶ [Video: A tour through COVID-19 testing at the MSDH Public Health Lab](#)

Prevention and Guidance for Individuals and the Community

- ▶ [Preventive steps to take, recommendations, guidance and general information on COVID-19](#)

Our free newsletter includes monthly disease updates:



Last reviewed on Mar 5,

2020

[error on this](#)

[email page](#)

[print](#)

Related resources

- ▶ [Local COVID-19 Testing Providers](#)
- ▶ [COVID-19 Guidance and Prevention for Individuals and the Community](#)

Updated June 29, 2020

More topics

- ▶ [\[Espanol, Tieng Viet, ASL \]](#)
- ▶ [COVID-19 Cases and Deaths Data](#)
- ▶ [Diagnostic Testing EUA](#)
- ▶ [Executive Orders](#)
- ▶ [Handouts and Posters](#)
- ▶ [Healthcare Professionals](#)
- ▶ [Interactive Map and Charts](#)
- ▶ [Prevention and Safety Guidance](#)
- ▶ [Testing for COVID-19](#)



We tweet!

Find us on Twitter:

@msdh

[CHECK US OUT >](#)

AGENCY

[About Us](#)

[Administration](#)

[Board of Health](#)

[County Offices](#)

[Institutional Review](#)

[Jobs](#)

[Locations](#)

[Public Health Laboratory](#)

[RFPs/Grants](#)

[More »](#)

[Intranet](#)

[OHIT+ER Service Center](#)

[Webmail](#)

INFORMATION

[Apps](#)

[Calendar of Events](#)

[Contact Us](#)

[Meetings](#)

[Health Resources](#)

[Hotlines](#)

[Locations](#)

[News](#)

[Newsletter](#)

[Phone Numbers](#)

[Español](#)

I NEED A ...

[Birth Certificate](#)

[Certificate of Need](#)

[Children's Health Insurance](#)

[Complaint Form](#)

[Criminal History Check](#)

[Death Certificate](#)

[Divorce Record](#)

[Food Permit](#)

[Immunization Record](#)

[J-1 Visa](#)

[License Verification](#)

[Marriage Record](#)

[Professional License](#)

[Public Records Request](#)

[Wastewater Application](#)

PUBLICATIONS

[Annual Report](#)

[CON Weekly Reports](#)

[Health Facilities Directory](#)

[Mississippi Morbidity Reports](#)

[Public Health Report](#)

[State Health Plan](#)

[Strategic Plan](#)

[More »](#)

Mississippi State Department of Health • 570 East Woodrow Wilson Dr • Jackson, MS 39216 • 866-HLTHY4U • [Contact and information](#)

