

Coronavirus Disease 2019 (COVID-19)

Updated July 13, 2020



The national Centers for Disease Control and Prevention (CDC) and the Mississippi State Department of Health continue to closely monitor the outbreak of respiratory illnesses caused by the novel (new) coronavirus COVID-19, and are working to limit the spread of cases nationally and in Mississippi. MSDH is actively working with doctors and hospitals to quickly identify cases and respond effectively to limit this outbreak.

New mask and social distancing requirements for selected counties

Based on the Governor's [executive order 1507](#), the following counties must adhere to the use of a mask or face covering in public, practice enhanced safety protocols, and observe additional limitations on social gatherings beginning July 13, 2020.

- Claiborne
- De Soto
- Grenada
- Harrison
- Hinds
- Jackson
- Jefferson
- Madison
- Quitman
- Rankin
- Sunflower
- Washington
- Wayne

► [Full details](#)

Healthcare Professionals

Guidance and more →

- [MSDH guidances](#)
- [Specimens](#)
- [Lab dropoff](#)
- [CDC guidances](#)
- [MS-HAN Alerts](#)

ALL HEALTHCARE

Current Cases and Statistics

County and state data →

- ▶ [Current cases and deaths](#)
- ▶ [Map and charts](#)
- ▶ [Long-term care facilities](#)
- ▶ [Lab testing](#)
- ▶ [Recoveries](#)

ALL STATISTICS

Prevention, Safety and Testing

Personal and community →

- ▶ [Personal protection](#)
- ▶ [Businesses and workplace](#)
- ▶ [Community and events](#)
- ▶ [State agencies](#)
- ▶ [Find COVID-19 testing](#)
- ▶ [After you get tested](#)

ALL PREVENTION

Mississippi Coronavirus Hotline (7 days a week, 7 a.m.–7 p.m.): **877-978-6453**
Hard of hearing? Dial 711 for assistance.

General Information

- ▶ [Overview, questions and answers, handouts, and information in other languages](#)

COVID-19 in Mississippi

New Cases and Deaths as of July 12

NEW CASES

393

New COVID-19 positive test results reported to MSDH as of 6 p.m. yesterday.

NEW DEATHS

1

New COVID-19 related deaths reported to MSDH as of 6 p.m. yesterday.

Monroe	1
--------	---

LTC OUTBREAKS

106

Current outbreaks in long-term care facilities only. (One or more cases among staff or residents counts as an outbreak.)

About our case counts: We currently update our case totals each day based on test results from the previous day. Outside laboratories also report positive test results to us, which are included in our totals. Repeated tests for the same individual are counted only once. County case numbers and deaths may change as investigation finds new or additional information.

Cases and Deaths by County

Totals of all reported cases since March 11, including those in long-term care (LTC) facilities.

County	Total Cases	Total Deaths	Total LTC Facility Cases	Total LTC Facility Deaths
Adams	367	20	44	11
Alcorn	111	2	1	1
Amite	111	3	13	2
Attala	386	24	89	19
Benton	47	0	1	0
Bolivar	416	18	42	6
Calhoun	170	5	23	4
Carroll	183	11	45	9
Chickasaw	302	19	35	11
Total	36,680	1,250	3,000	604

County	Total Cases	Total Deaths	Total LTC Facility Cases	Total LTC Facility Deaths
Choctaw	76	4	0	0
Claiborne	315	11	43	8
Clarke	228	25	19	9
Clay	262	11	2	1
Coahoma	235	6	1	0
Copiah	675	16	30	3
Covington	450	5	3	0
Desoto	2009	20	21	5
Forrest	1043	43	95	29
Franklin	57	2	3	1
George	125	3	1	0
Greene	116	10	34	6
Grenada	625	9	51	5
Hancock	152	13	8	4
Harrison	1183	16	98	9
Hinds	3041	54	152	19
Holmes	598	41	98	20
Humphreys	174	10	18	6
Issaquena	11	1	0	0
Itawamba	147	8	34	7
Jackson	804	19	48	6
Jasper	282	6	1	0
Jefferson	137	3	2	0
Jefferson Davis	125	4	3	1
Jones	1231	49	157	34
Kemper	184	14	38	9
Lafayette	509	4	42	1
Lamar	584	7	3	2
Lauderdale	972	81	202	52
Lawrence	216	2	0	0
Leake	635	20	3	0
Lee	630	22	66	15
Leflore	539	56	173	41
Total	36,680	1,250	3,000	604

County	Total Cases	Total Deaths	Total LTC Facility Cases	Total LTC Facility Deaths
Lincoln	538	35	115	27
Lowndes	549	17	25	8
Madison	1508	39	141	19
Marion	349	12	16	2
Marshall	297	3	6	0
Monroe	460	36	108	30
Montgomery	186	3	0	0
Neshoba	1045	77	106	30
Newton	377	10	7	1
Noxubee	279	9	15	3
Oktibbeha	623	28	132	18
Panola	461	6	3	1
Pearl River	308	32	50	12
Perry	91	4	0	0
Pike	511	20	42	10
Pontotoc	363	6	3	1
Prentiss	127	4	24	3
Quitman	101	1	0	0
Rankin	1137	19	59	5
Scott	831	15	14	2
Sharkey	48	0	1	0
Simpson	453	3	3	0
Smith	256	12	52	8
Stone	77	2	2	1
Sunflower	505	8	1	0
Tallahatchie	197	4	3	1
Tate	395	13	27	8
Tippah	147	11	0	0
Tishomingo	109	1	2	0
Tunica	126	3	12	2
Union	256	12	20	8
Walthall	274	8	15	2
Warren	600	21	39	9
Total	36,680	1,250	3,000	604

County	Total Cases	Total Deaths	Total LTC Facility Cases	Total LTC Facility Deaths
Washington	753	13	24	4
Wayne	568	19	41	4
Webster	135	11	52	10
Wilkinson	101	9	5	2
Winston	302	11	38	8
Yalobusha	208	9	35	7
Yazoo	566	7	20	2
Total	36,680	1,250	3,000	604

The numbers in this table are provisional. County case numbers and deaths may change as investigation finds new or additional information about residence.

Case Classifications

Mississippi investigates and reports both probable and confirmed cases and deaths according to the [CSTE case definition](#).

	Confirmed	Probable	Total
Cases	36,564	326	36,680
Deaths	1,228	22	1,250

Confirmed cases and deaths are generally determined by positive PCR tests, which detect the presence of ongoing coronavirus infection.

Probable cases are those who test positive by other testing methods such as antibody or antigen, and have recent symptoms consistent with COVID-19, indicating a recent infection.

Probable deaths are those individuals with a designation of COVID-19 as a cause of death on the death certificate, but where no confirmatory testing was performed.

Mississippi Cases and Deaths Tables

- ▶ [Mississippi COVID-19 cases and deaths by county, race and ethnicity](#)
Current and past data tables
- ▶ [Mississippi counties ranked by weekly cases and incidence](#)

Long-Term Care Facility Cases and Outbreaks

Long-term care (LTC) facilities like nursing homes are considered high risk locations because their residents are older or in poor health. Even one case of COVID-19 in these facilities among residents or employees is considered an outbreak. We investigate residents, staff and close contacts of infected individuals for possible exposure. Residential care facilities also represent group living facilities where COVID-19 can be easily spread.

- ▶ [Mississippi COVID-19 cases and deaths in long-term care facilities](#) PDF
Long-term care facilities include nursing homes, personal care homes, assisted living homes, and intermediate care facilities for individuals with intellectual disability (ICF-IID)
- ▶ [Mississippi COVID-19 cases and deaths in residential care facilities](#) PDF

Residential care facilities include psychiatric or chemical dependency residential treatment centers and long-term acute care facilities.

Active Outbreaks

The table of active outbreaks lists all facilities that have reported a current COVID-19 outbreak. Resident and employee totals are for those cases associated with the current outbreak **only**. The reported deaths are those which have occurred only among the cases in the current outbreak.

► [Mississippi long-term care facilities with active COVID-19 outbreaks](#) PDF
July 9, 2020

Mississippi COVID-19 Map and Charts

Data Summaries as of July 12

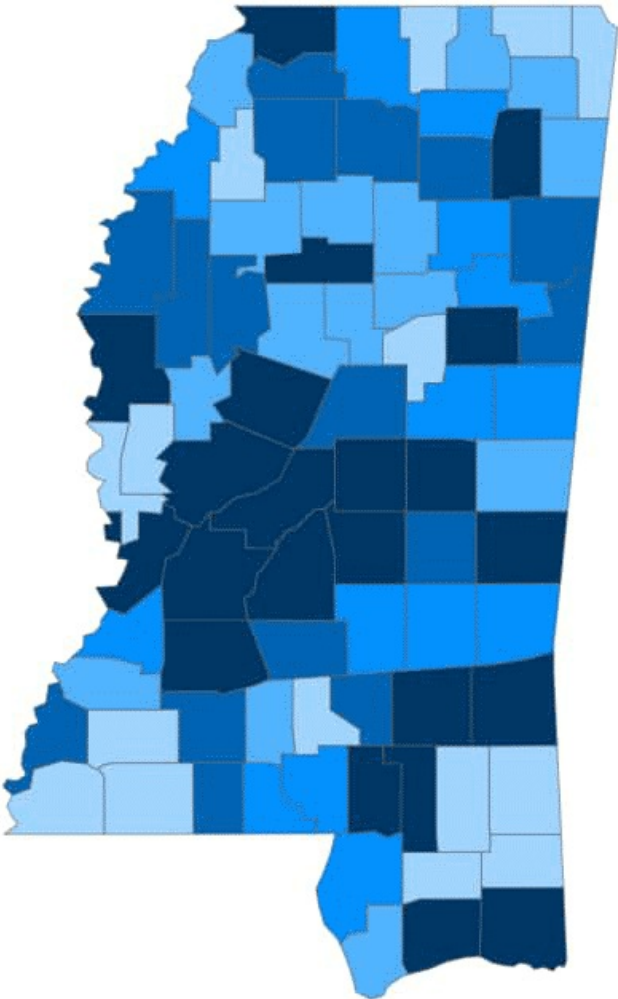
Our state case map and other data charts are also available in interactive form.

- [View interactive map](#)
- [View interactive epidemiological trend and syndromic surveillance](#)
- [View interactive hospitalization chart](#)

The charts below are based on available data at the time of publication. Charts do **not** include cases where insufficient details of the case are known.

Mississippi COVID-19
Cases and Deaths by Race with Ethnicity
as of 6 pm CT, July 12, 2020

Total Cases
36,680



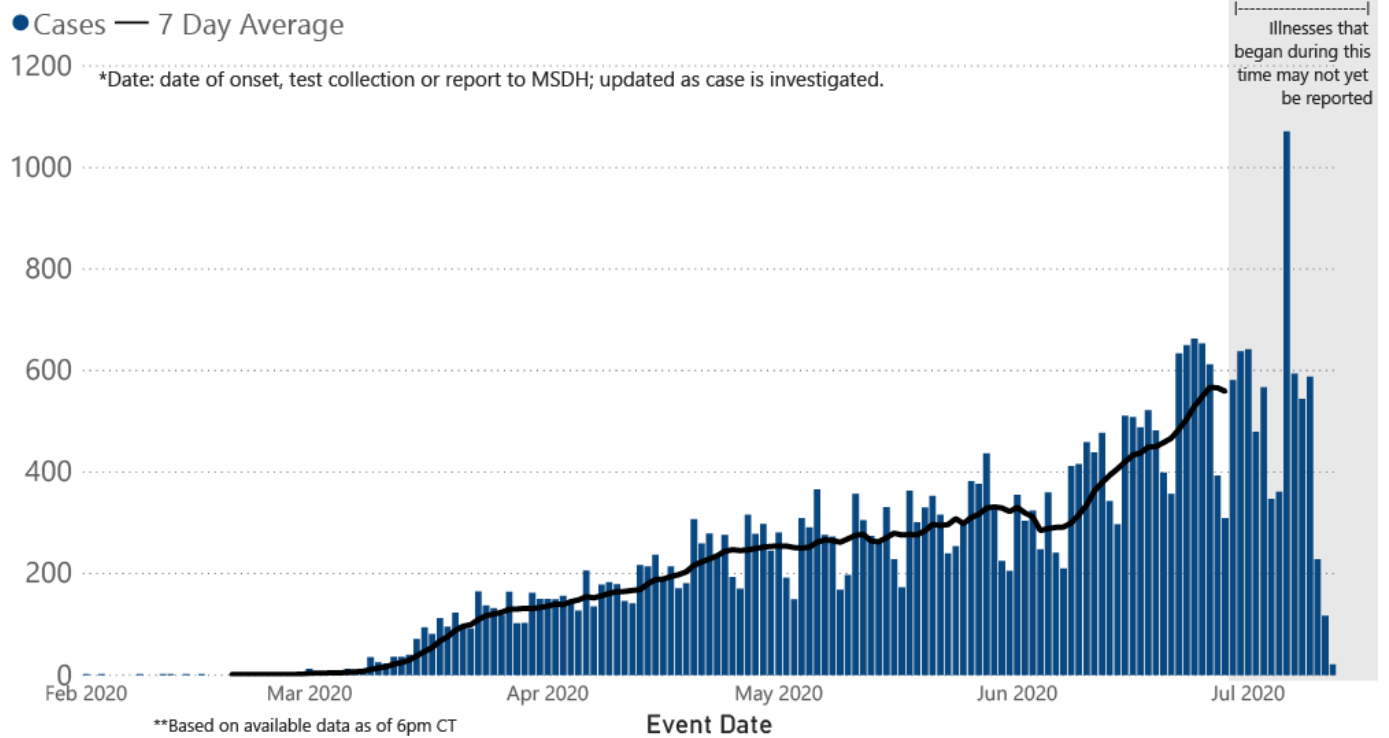
Total Deaths
1,250

	American Indian or Alaska Native	Asian	Black	White	Other	Unknown
Non Hispanic	405	101	15,019	8,623	480	120
Hispanic	10	4	53	415	1,138	36
Unknown Ethnicity	703	17	2,154	1,487	1,829	4,086

	American Indian or Alaska Native	Asian	Black	White	Other	Unknown
Non Hispanic	55	0	600	484	3	0
Hispanic	1	0	1	9	9	1
Unknown Ethnicity	18	0	24	32	7	6

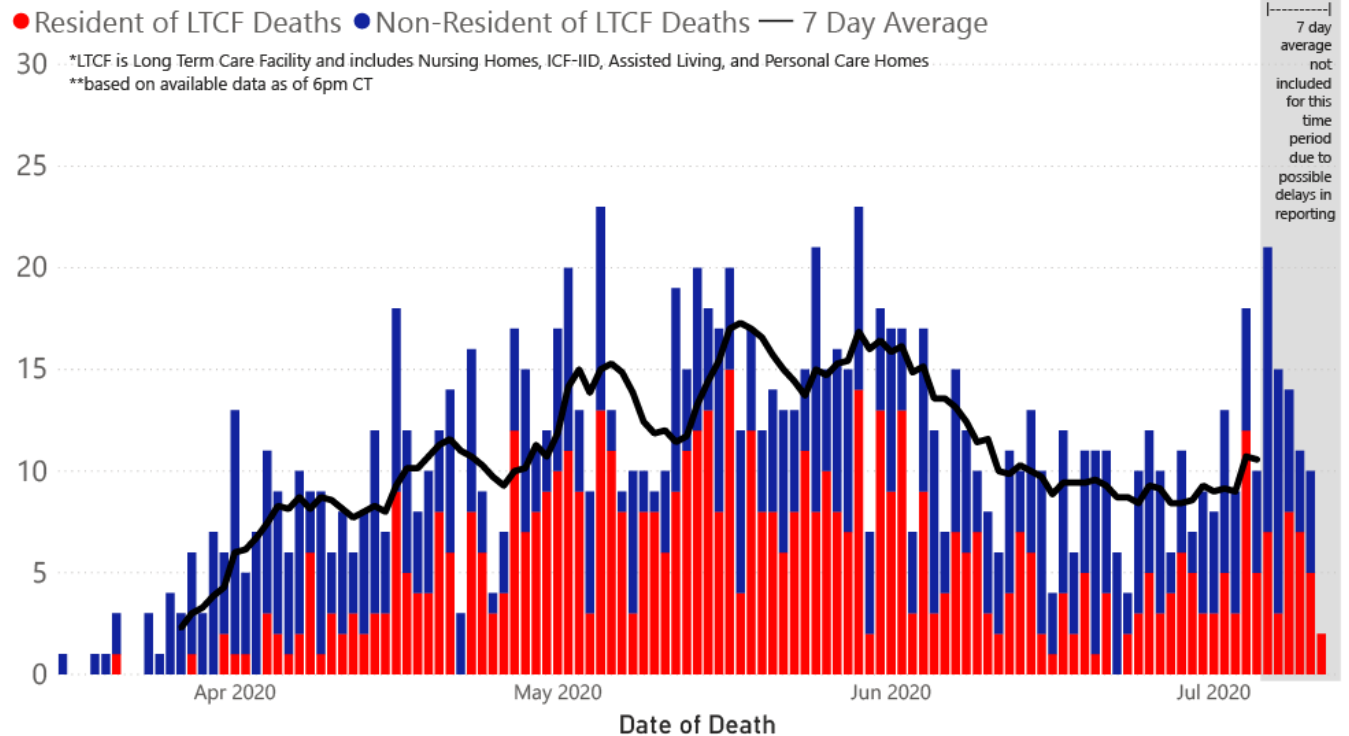
1 to 125 126 to 225 226 to 350 351 to 550 >550

COVID-19 Cases by Date* through July 12, 2020**, Mississippi



Note: Values up to two weeks in the past on the Date of Illness Onset chart above can change as we update it with new information from disease investigation.

COVID-19 LTCF* and Non-LTCF Deaths by Date of Death through July 12, 2020**, Mississippi

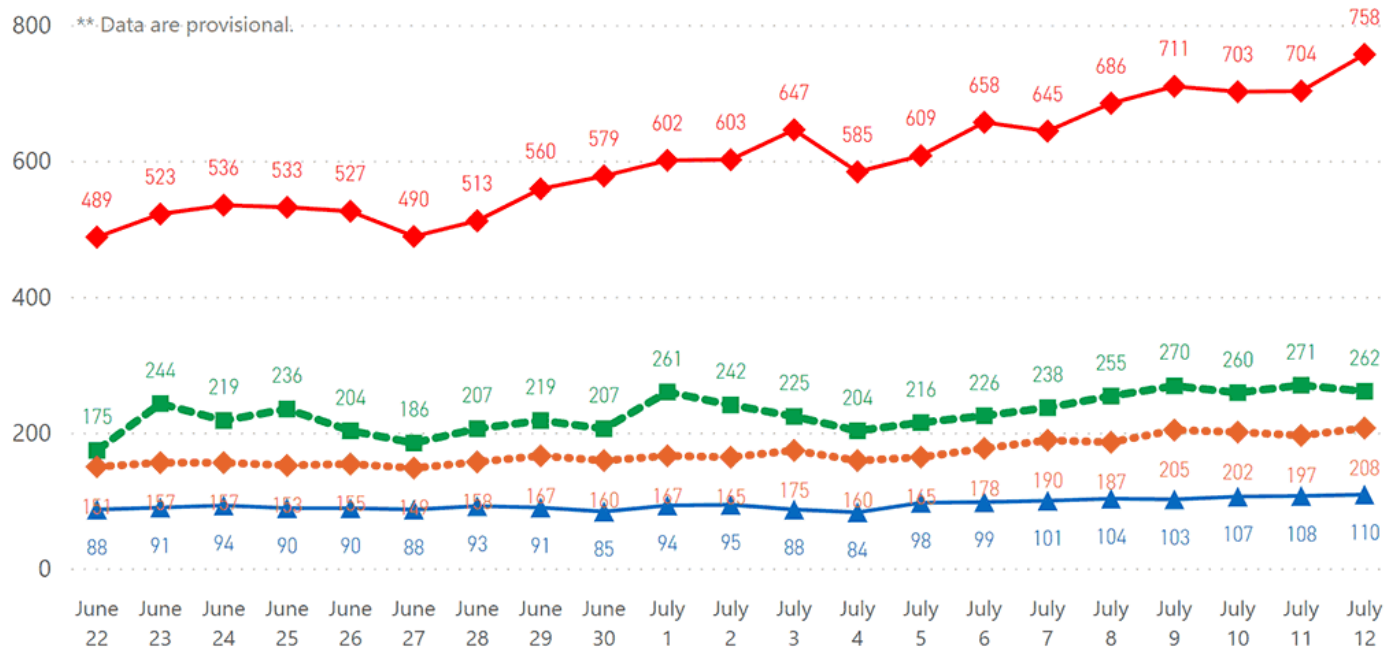


NOTE: Our chart of hospitalization data will be updated early this afternoon.

COVID-19 Hospitalizations Reported by MS Hospitals, 6/22/20-7/12/20 **,***

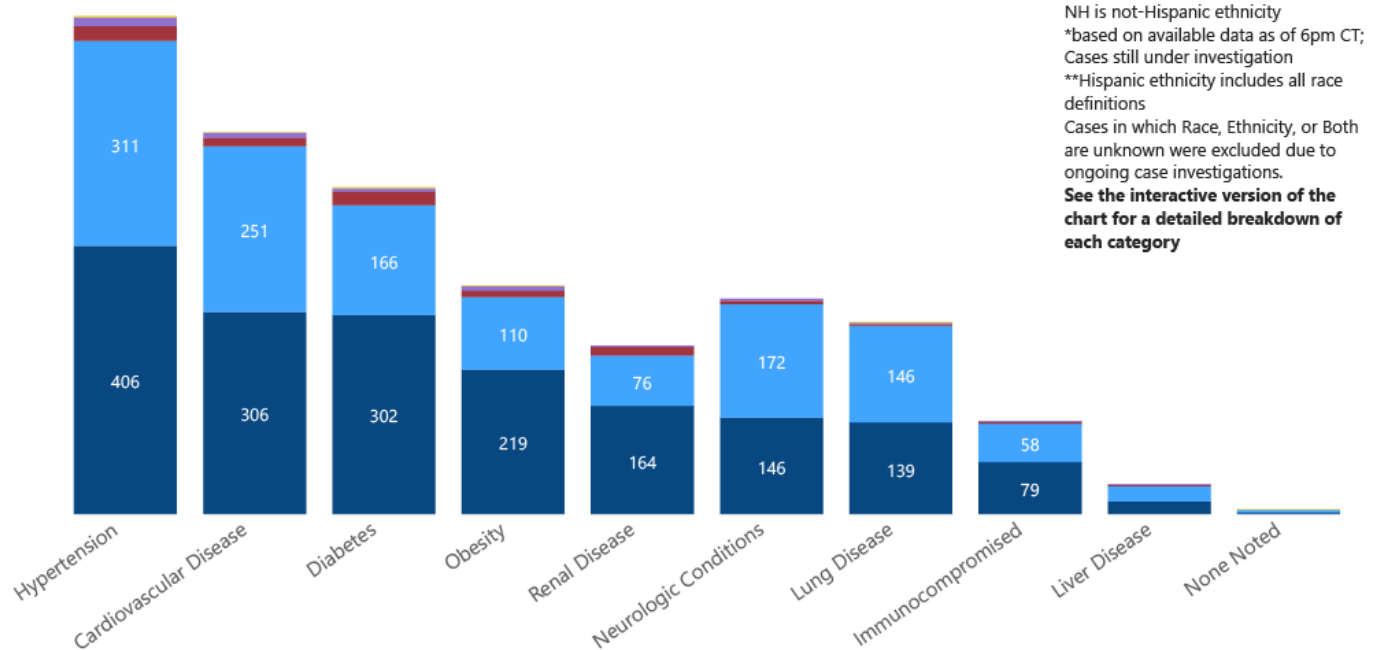
◆ Patients with Confirmed Infection ■ Patients with Suspected Infection ◆ Patients in an ICU ▲ Patients on Ventilators

* Patients in ICU and on ventilators are COVID-19 confirmed.

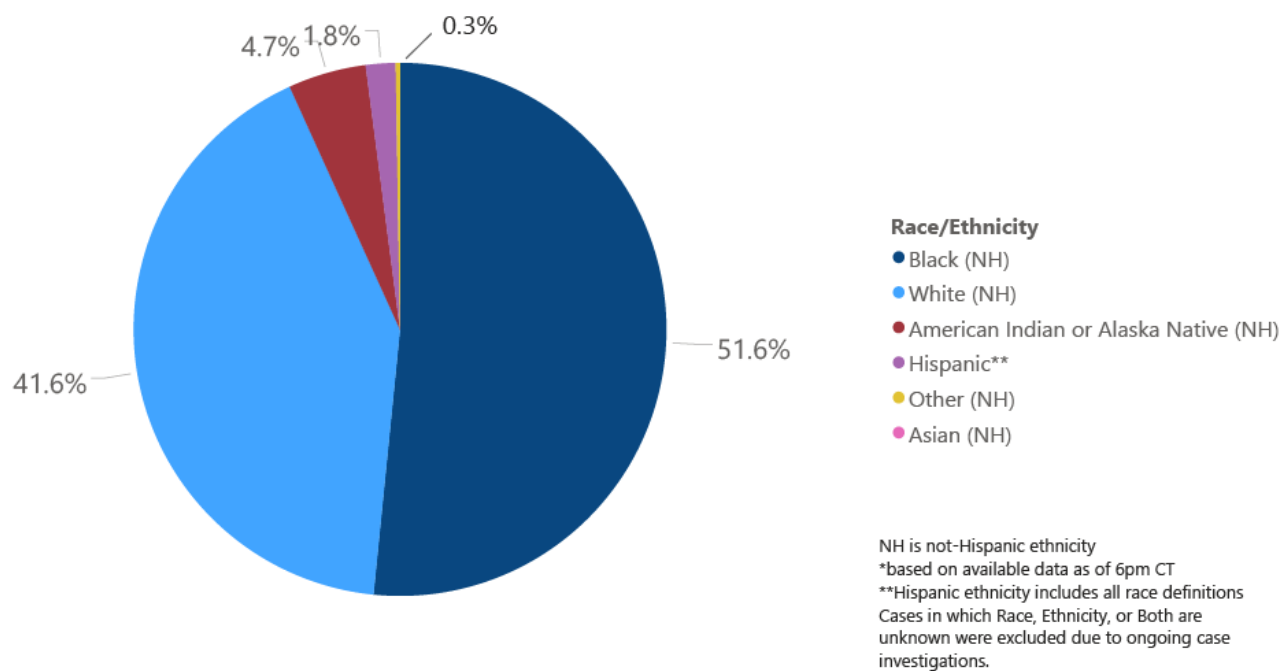


COVID-19 Underlying Conditions in Deaths by Race/Ethnicity through July 12, 2020*, Mississippi

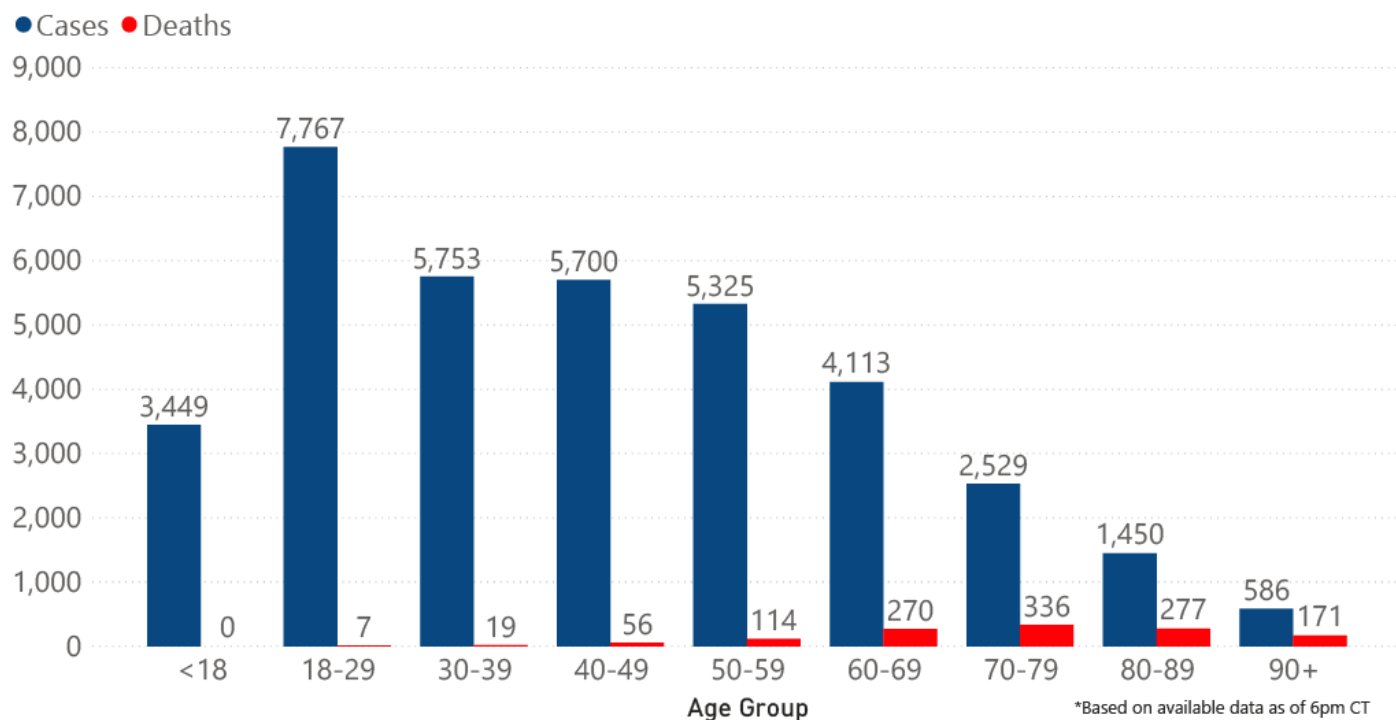
Race/Ethnicity ● Black (NH) ● White (NH) ● American Indian or Alaska Native (NH) ● Hispanic** ● Other (NH) ● Asian (NH)



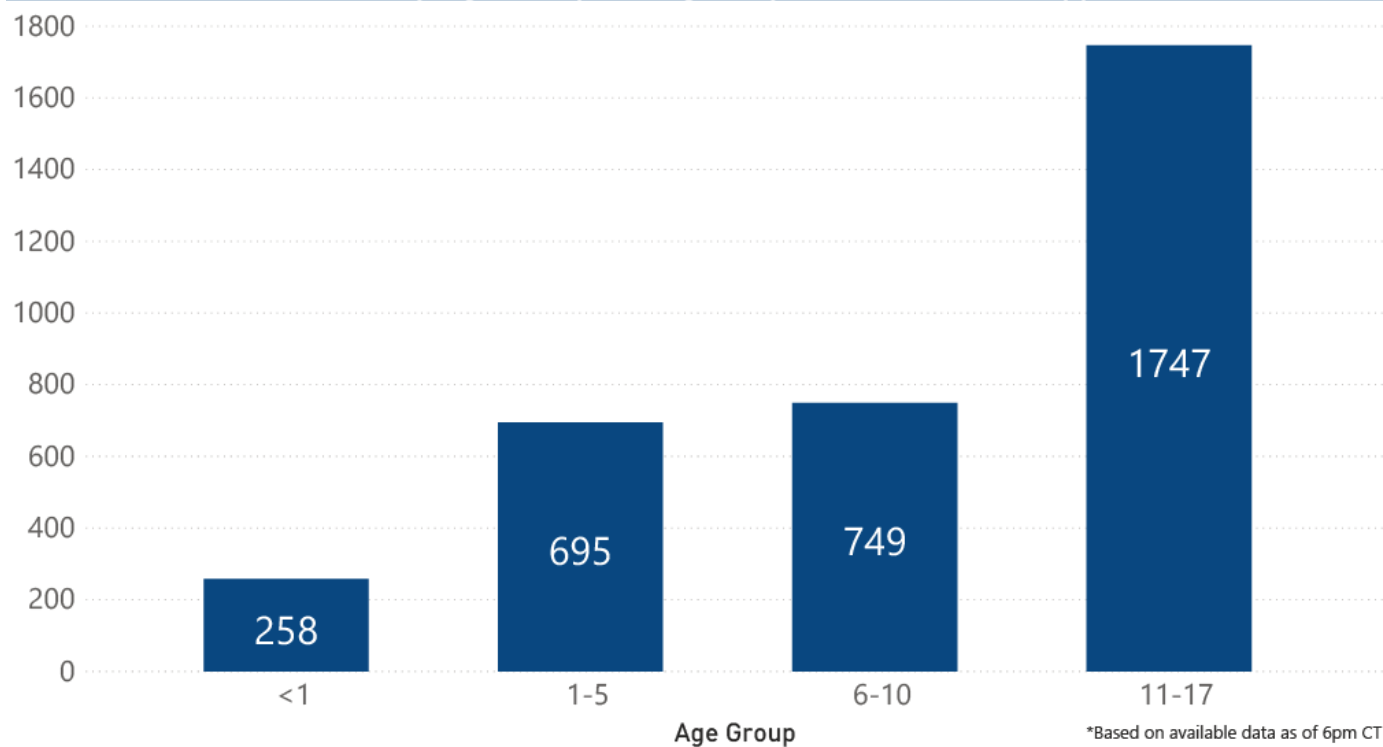
COVID-19 Deaths by Race/Ethnicity through July 12, 2020*, Mississippi



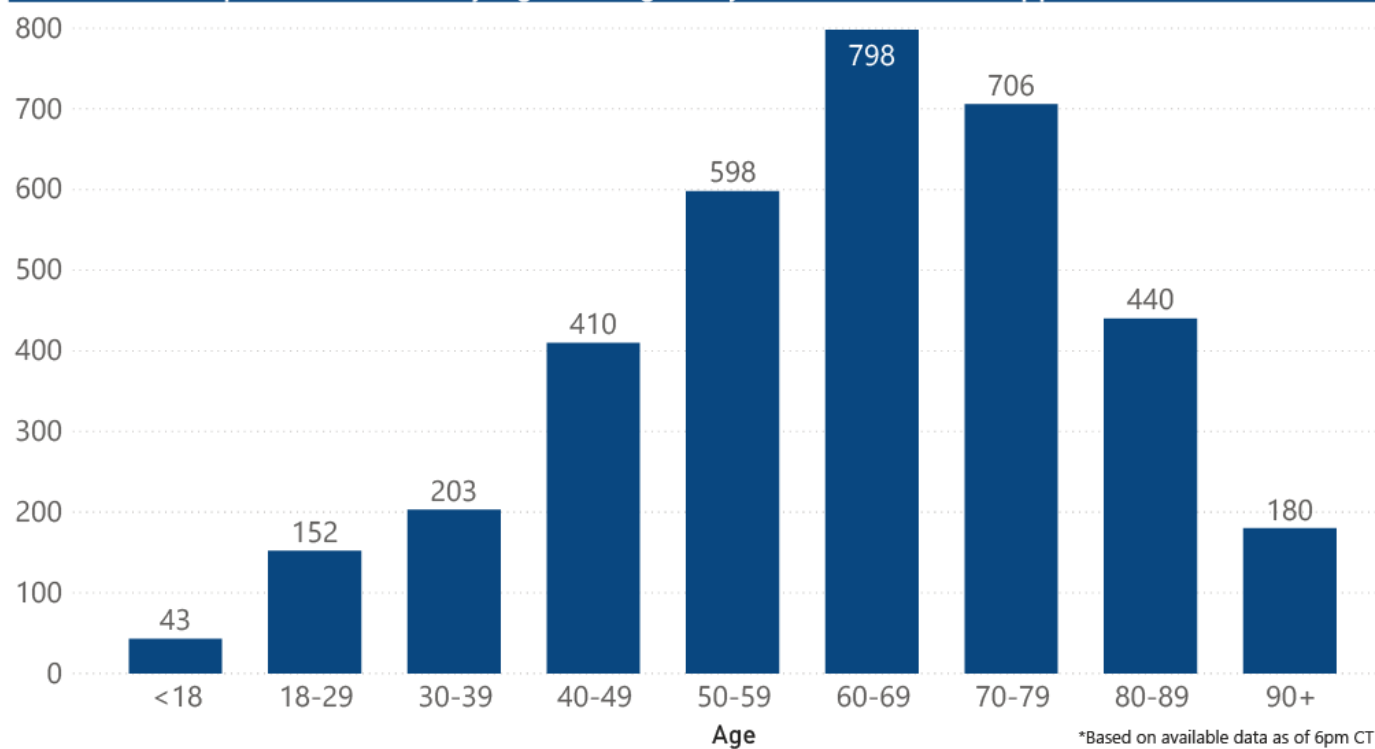
COVID-19 Cases and Deaths by Age Group through July 12, 2020*, Mississippi



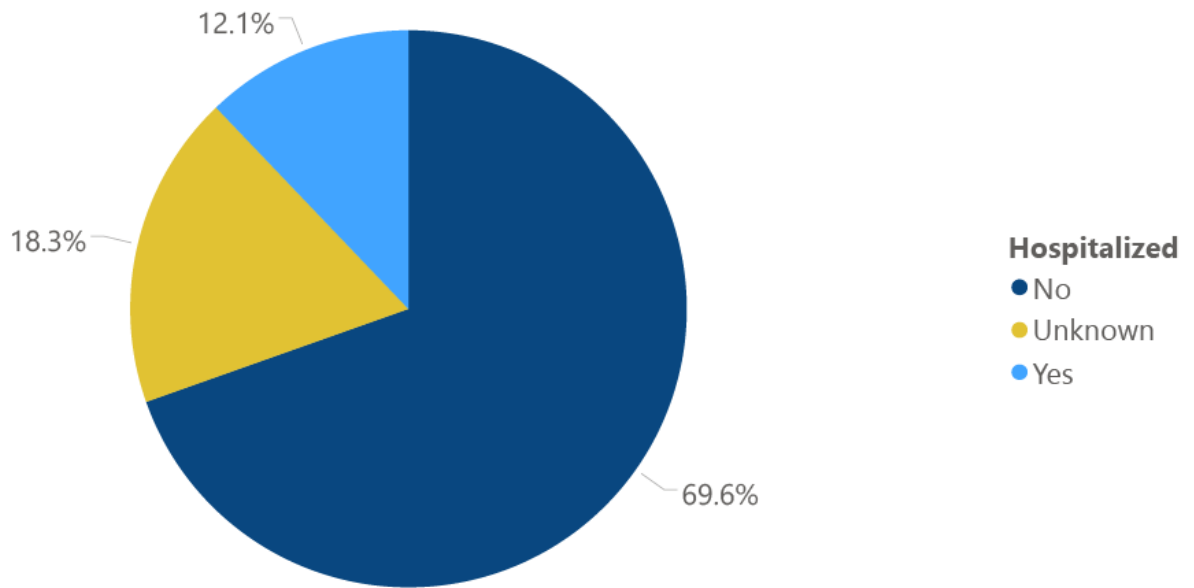
COVID-19 Pediatric Cases by Age Group through July 12, 2020*, Mississippi



COVID-19 Hospitalized Cases by Age through July 12, 2020*, Mississippi

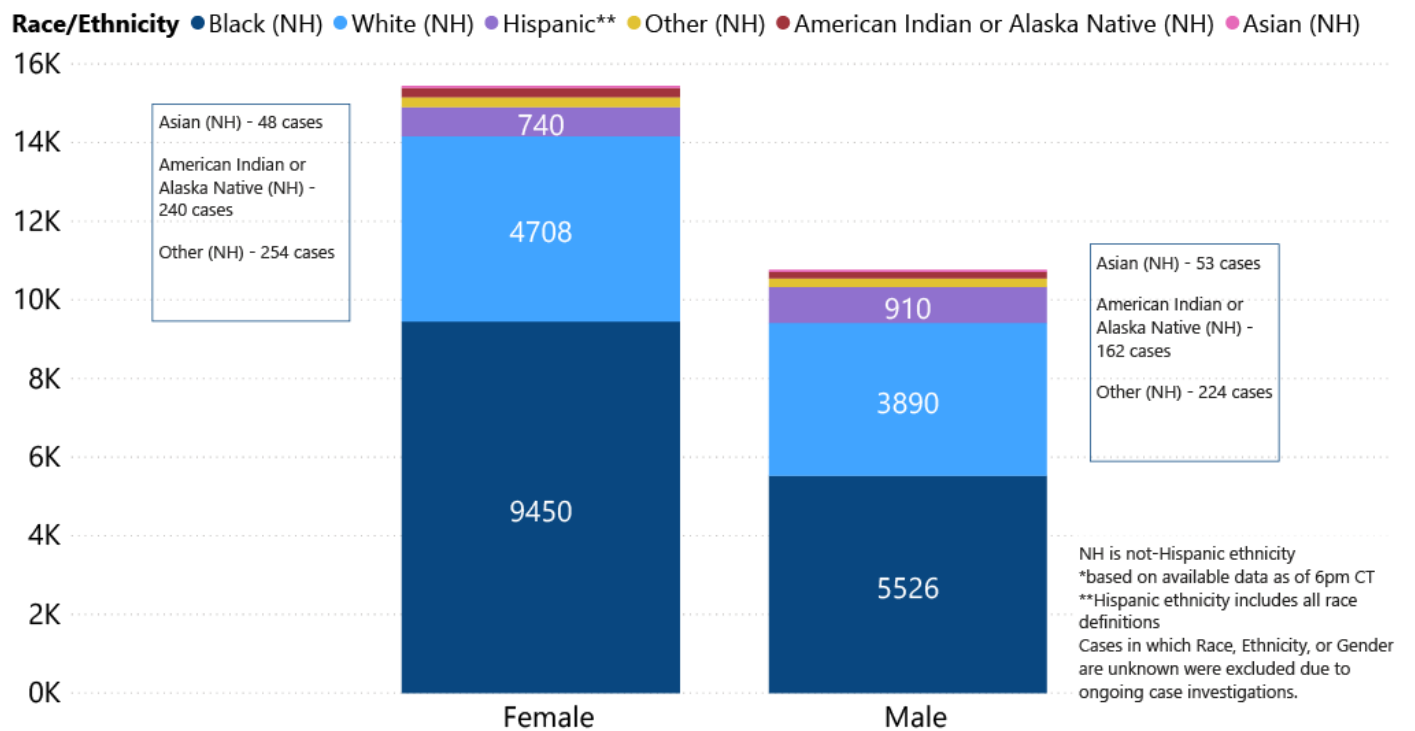


COVID-19 Cumulative Hospitalizations-Investigated Cases July 12, 2020 *



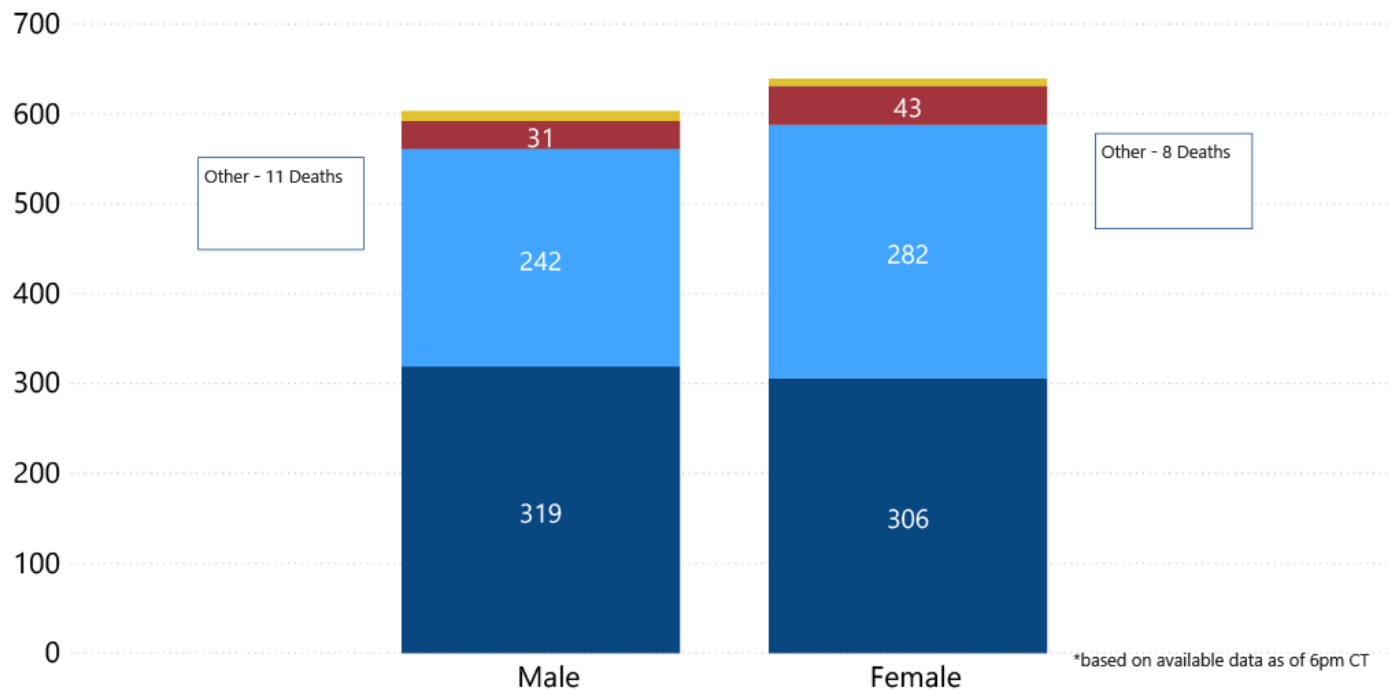
* N=29,069 7,611 cases excluded due to ongoing investigations, based on available data as of 6 pm CT

COVID-19 Cases by Race/Ethnicity and Gender through July 12, 2020*, Mississippi

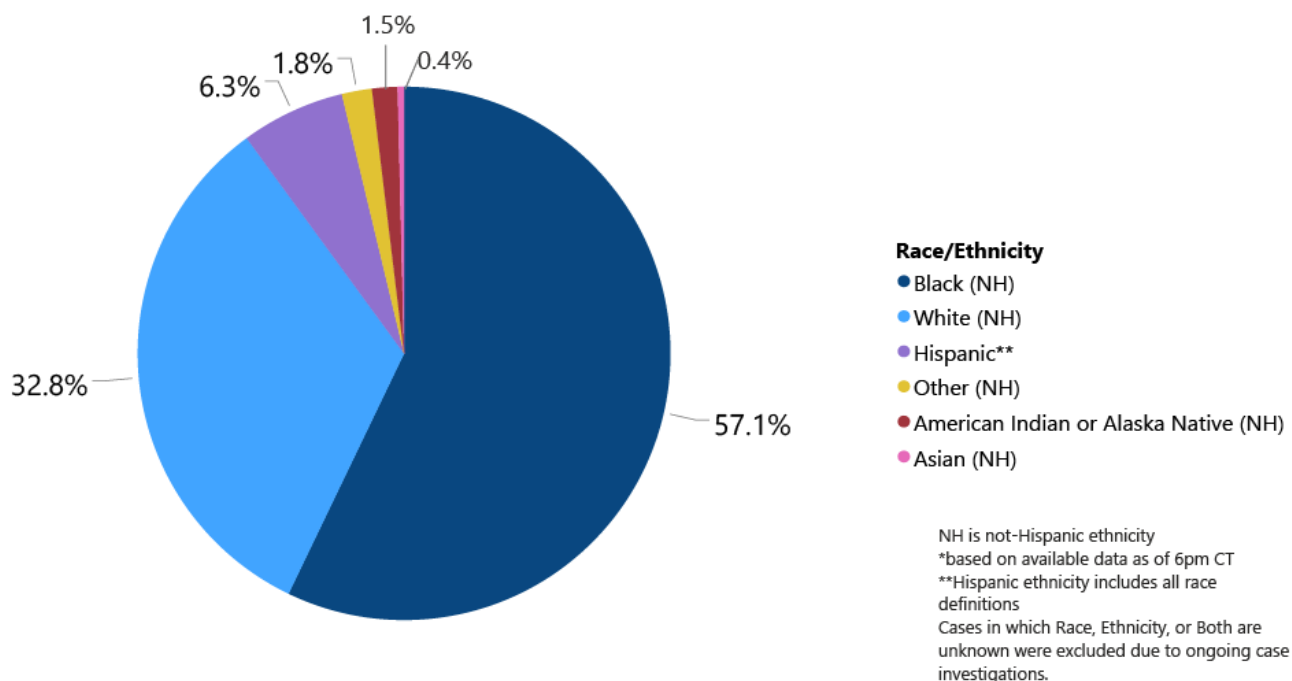


COVID-19 Deaths by Race and Gender through July 12, 2020*, Mississippi

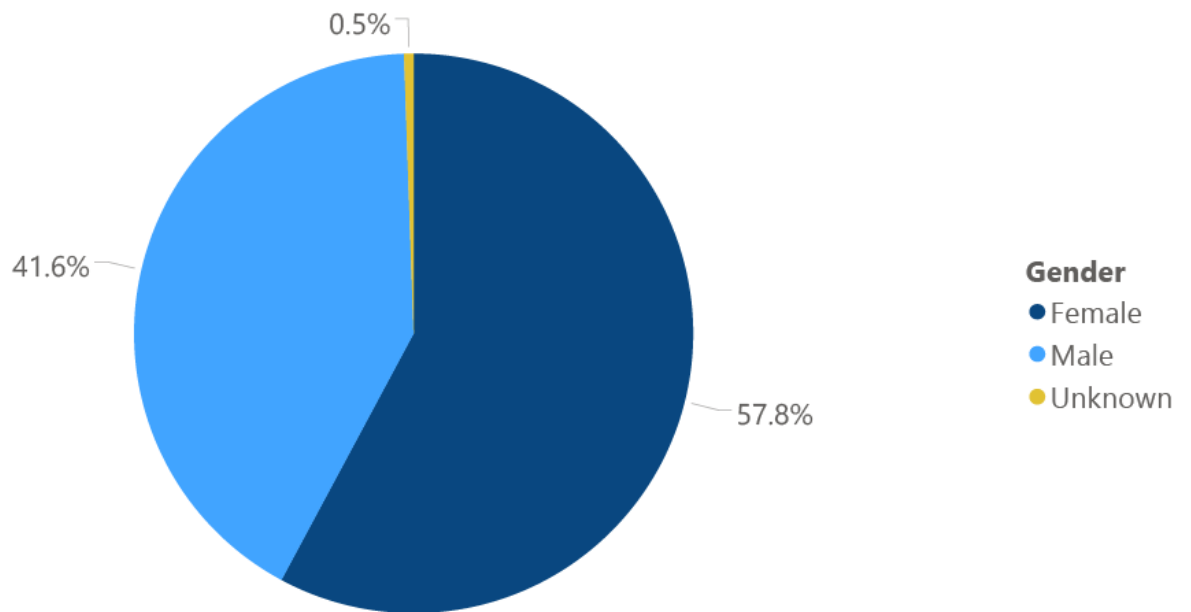
Race ● Black ● White ● American Indian or Alaska Native ● Other ● Asian



COVID-19 Cases by Race/Ethnicity through July 12, 2020*, Mississippi



COVID-19 Cases by Gender through July 12, 2020*, Mississippi



*Based on available data as of 6pm CT

Weekly High Case and High Incidence Counties

These weekly tables count cases based on the date of testing, not the date the test result was reported, and count only those cases where the date of testing is known.

They rank counties by weekly cases, and by incidence (cases proportional to population). A separate table ranking all counties is also available. **All tables updated weekly.**

► [Full tables of counties ranked by weekly incidence and cases](#) PDF

COVID-19 High Case MS Counties Over 1 Week Period (July 6-July 12, 2020*)

County	Cases (July 6-July 12)	Cases per 100,000 (July 6-July 12)	Cases to Date	Cases per 100,000 Total	Percent Change
HINDS	279	117.7	3041	1282.7	10%
DESOTO	130	71.4	2009	1103.8	7%
RANKIN	122	79.3	1137	738.8	12%
MADISON	119	112.7	1508	1427.6	9%
HARRISON	109	52.7	1183	572.5	10%
GRENADA	98	465.4	625	2968.4	19%
SIMPSON	98	366.2	453	1693.0	28%
FORREST	76	101.3	1043	1390.0	8%
SUNFLOWER	66	256.5	505	1962.3	15%
LAMAR	57	91.3	584	935.2	11%
WASHINGTON	53	117.6	753	1671.0	8%
JACKSON	50	34.9	804	561.2	7%

*based on available data as of 6pm CT

Cases based on test date. Cases without test date excluded due to ongoing investigations.

Table will be updated weekly.

COVID-19 High Incidence MS Counties Over 1 Week Period (July 6-July 12, 2020*)

County	Cases (July 6-July 12)	Cases per 100,000 (July 6-July 12)	Cases to Date	Cases per 100,000 Total	Percent Change
MONTGOMERY	49	488.9	186	1855.7	36%
GRENADA	98	465.4	625	2968.4	19%
SIMPSON	98	366.2	453	1693.0	28%
TALLAHATCHIE	43	307.4	197	1408.5	28%
SUNFLOWER	66	256.5	505	1962.3	15%
COVINGTON	48	254.6	450	2386.9	12%
JEFFERSON	17	239.2	137	1927.9	14%
WALTHALL	34	235.1	274	1894.2	14%
LEAKE	41	180.1	635	2789.6	7%
LAWRENCE	22	176.6	216	1734.2	11%
HOLMES	28	158.9	598	3393.5	5%
SCOTT	44	155.5	831	2937.7	6%

*based on available data as of 6pm CT

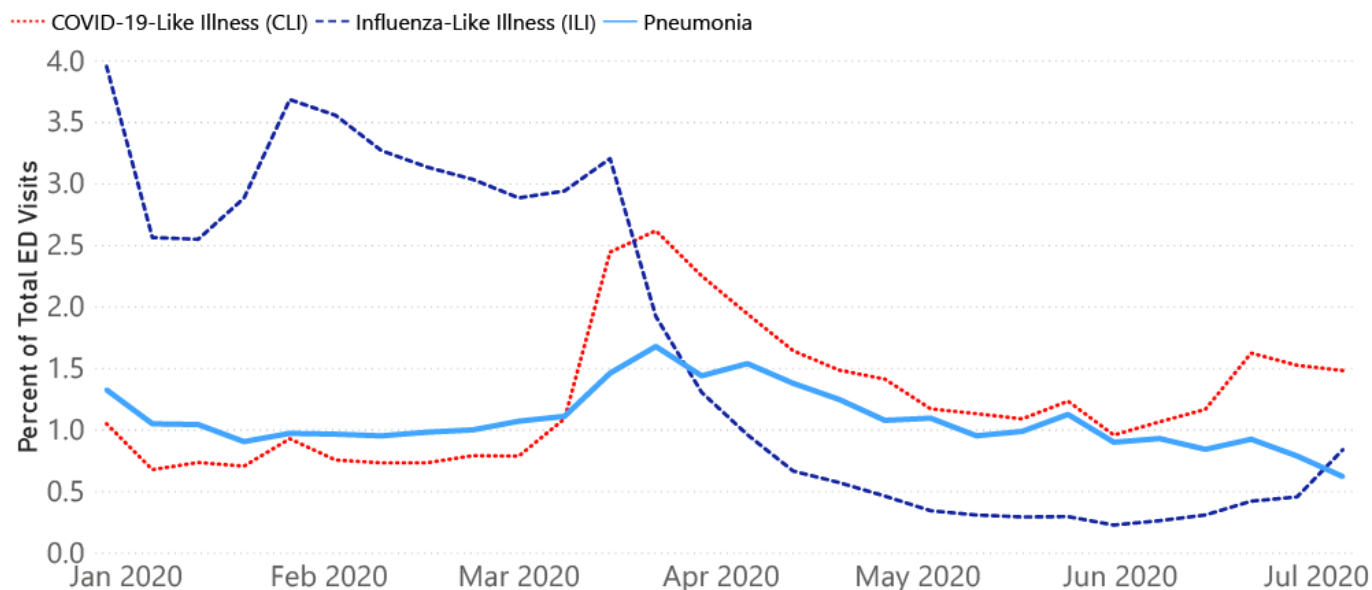
Cases based on test date. Cases without test date excluded due to ongoing investigations.

Table will be updated weekly.

Syndromic Surveillance

Emergency department visits by those with symptoms characteristic of COVID-19, influenza and pneumonia, updated weekly.

Percentage of Emergency Department and Clinic visits for CLI, ILI, and Pneumonia Cases Weekly Statewide Summary, December 29, 2019 - July 5, 2020



*The graph represents syndromic surveillance data from emergency department visits, reported electronically by hospitals throughout the state, that are consistent with COVID-19-Like Illness (CLI), Influenza-Like Illness (ILI), and Pneumonia. Based on available data as of 6pm CT. Graph will be updated weekly.

Estimated Recoveries

Presumed COVID-19 cases recovered, estimated weekly (does not include cases still under investigation).

COVID-19 Presumed Recovered Cases through July 12, 2020, Mississippi

25,932

Presumed Recovered*

*Reflects Provisional Estimates. Presumed Recovered if:

- 1) It has been 14 days or more since the case tested positive, if they were not hospitalized
- 2) It has been 21 days or more since the case tested positive, if they were hospitalized or hospitalization was unknown.

All deaths excluded. Presumed recovered counts will be updated weekly.

U.S. and World Cases

- ▶ [COVID-19 cases in the United States \(CDC\)](#)
- ▶ [U.S. COVID-19 Tracker \(CDC\)](#)
- ▶ [COVID-19 Global Case Map \(Johns Hopkins University\)](#)

COVID-19 Testing

Statewide Combined Testing as of July 12

COVID-19 testing providers around the state include commercial laboratories as well as hospital labs. Combined with testing done by the MSDH Public Health Laboratory, the figures provide a complete picture of all Mississippi testing.

PCR testing detects current, active COVID-19 infection in an individual.

Antibody (serology) testing identifies individuals with past COVID-19 infection based on antibodies they develop one to three weeks after infection.

	Total tests	PCR	Antibody
MSDH Public Health Laboratory	63,504	63,504	0
Other testing providers	293,459	279,795	13,664
Total tests for COVID-19 statewide	356,963	343,299	13,664

MSDH Individuals Tested as of July 12

MSDH Public Health Laboratory (MPHL) testing totals as of 3 p.m. These totals are for tests performed at the MPHL only.

- Total individuals tested by the MPHL: **54,451**
- Total positive individuals from MPHL tests: **5,051**

Getting Tested for COVID-19

The MSDH Public Health Laboratory, its partners, and private providers are testing statewide for COVID-19.

Anyone with symptoms of fever, severe cough or severe chest pains – especially those who are older or in poor health – should make arrangements for testing with their doctor or one of the many healthcare providers now performing testing. Healthcare providers can assess your health history and symptoms, and perform testing for COVID-19 as needed. MSDH is also helping conduct free drive-up testing sites in many parts of the state. **Always call ahead to the testing provider for instructions on safely being examined before you visit for your test.**

- ▶ [Find a COVID-19 testing provider near you](#)

- ▶ [Video: A tour through COVID-19 testing at the MSDH Public Health Lab](#)

Prevention and Guidance for Individuals and the Community

- ▶ [Preventive steps to take, recommendations, guidance and general information on COVID-19](#)

Our free newsletter includes monthly disease updates:



Last reviewed on Mar 5,

2020

[error on this](#)

[email page](#)

[print](#)

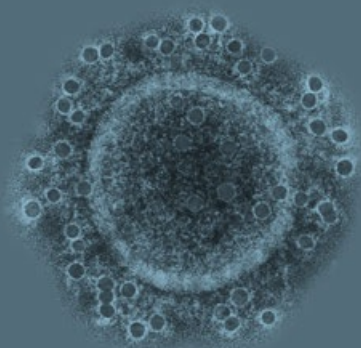
Related resources

- ▶ [Local COVID-19 Testing Providers](#)
- ▶ [COVID-19 Guidance and Prevention for Individuals and the Community](#)

Updated July 12, 2020

More topics

- ▶ [\[Espanol, Tieng Viet, ASL \]](#)
- ▶ [COVID-19 Cases and Deaths Data](#)
- ▶ [Diagnostic Testing EUA](#)
- ▶ [Executive Orders](#)
- ▶ [Handouts and Posters](#)
- ▶ [Healthcare Professionals](#)
- ▶ [Interactive Map and Charts](#)
- ▶ [Prevention and Safety Guidance](#)
- ▶ [Testing for COVID-19](#)



Coronavirus COVID-19

Prevention
Healthcare guidance
Surveillance

[FULL INFORMATION](#)

AGENCY

[About Us](#)

[Administration](#)

[Board of Health](#)

[County Offices](#)

[Institutional Review](#)

[Jobs](#)

[Locations](#)

[Public Health Laboratory](#)

[RFPs/Grants](#)

[More »](#)

[Intranet](#)

[OHIT+ER Service Center](#)

[Webmail](#)

INFORMATION

[Apps](#)

[Calendar of Events](#)

[Contact Us](#)

[Meetings](#)

[Health Resources](#)

[Hotlines](#)

[Locations](#)

[News](#)

[Newsletter](#)

[Phone Numbers](#)

[Español](#)

I NEED A ...

[Birth Certificate](#)

[Certificate of Need](#)

[Children's Health Insurance](#)

[Complaint Form](#)

[Criminal History Check](#)

[Death Certificate](#)

[Divorce Record](#)

[Food Permit](#)

[Immunization Record](#)

[J-1 Visa](#)

[License Verification](#)

[Marriage Record](#)

[Professional License](#)

[Public Records Request](#)

[Wastewater Application](#)

PUBLICATIONS

[Annual Report](#)

[CON Weekly Reports](#)

[Health Facilities Directory](#)

[Mississippi Morbidity Reports](#)

[Public Health Report](#)

[State Health Plan](#)

[Strategic Plan](#)

[More »](#)

