

Coronavirus Disease 2019 (COVID-19)

Updated July 15, 2020



The national Centers for Disease Control and Prevention (CDC) and the Mississippi State Department of Health continue to closely monitor the outbreak of respiratory illnesses caused by the novel (new) coronavirus COVID-19, and are working to limit the spread of cases nationally and in Mississippi. MSDH is actively working with doctors and hospitals to quickly identify cases and respond effectively to limit this outbreak.

New mask and social distancing requirements for selected counties

Based on the Governor's [executive order 1507](#), the following counties must practice enhanced safety protocols, including the use of a mask or face covering in public and additional limits on social gathering sizes, beginning July 13, 2020.

- Claiborne, De Soto, Grenada , Harrison, Hinds, Jackson, Jefferson, Madison, Quitman, Rankin, Sunflower, Washington, Wayne

In all businesses:

- All employees are required to keep at least 6 feet from other employees, or wear a face mask.
- All employees must be screened at the beginning of their shift.

In retail businesses:

- Employees in contact with the public must wear a face covering.
- Members of the public must wear a face covering at all times in a retail business.

Gatherings and events:

- Social gatherings are limited to 10 individuals indoors and 20 outdoors, and a distance of at least six feet between individuals must be maintained.
- A distance of six feet or more must be maintained between others at all public events, indoors and out, or else face coverings must be worn.

► [Full details](#)

Healthcare Professionals

Guidance and more →

- [MSDH guidances](#)
- [Specimens](#)
- [Lab dropoff](#)
- [CDC guidances](#)

▶ [MS-HAN Alerts](#)

ALL HEALTHCARE

Current Cases and Statistics

County and state data →

- ▶ [Current cases and deaths](#)
- ▶ [Data by county](#)
- ▶ [Map and charts](#)
- ▶ [Long-term care facilities](#)
- ▶ [Lab testing](#)
- ▶ [Recoveries](#)

ALL STATISTICS

Prevention, Safety and Testing

Personal and community →

- ▶ [Personal protection](#)
- ▶ [Businesses and workplace](#)
- ▶ [Community and events](#)
- ▶ [State agencies](#)
- ▶ [Find COVID-19 testing](#)
- ▶ [After you get tested](#)

ALL PREVENTION

Mississippi Coronavirus Hotline (7 days a week, 7 a.m.–7 p.m.): **877-978-6453**

Hard of hearing? Dial 711 for assistance.

General Information

- ▶ [Overview, questions and answers, handouts, and information in other languages](#)

COVID-19 in Mississippi

New Cases and Deaths as of July 14

NEW CASES

1,025

New COVID-19 positive test results reported to MSDH as of 6 p.m. yesterday.

NEW DEATHS

18*

New COVID-19 related deaths reported to MSDH as of 6 p.m. yesterday.

County	Total
Forrest	1
Hancock	1
Hinds	1
Jackson	1
Lauderdale	1
Madison	1
Neshoba	1
Pike	2
Walthall	1
Washington	1

* 7 confirmed COVID-19 related deaths occurred between July 2 and July 7, identified from death certificate reports. The additional deaths were reported in the following counties:

Adams	1
Claiborne	1
Grenada	1
Harrison	1
Jones	1
Lauderdale	1
Pike	1

LTC OUTBREAKS

130

Current outbreaks in long-term care facilities only. (One or more cases among staff or residents counts as an outbreak.)

About our case counts: We currently update our case totals each day based on test results from the previous day. Outside laboratories also report positive test results to us, which are included in our totals. Repeated tests for the same individual are counted only once. County case numbers and deaths may change as investigation finds new or additional information.

Cases and Deaths by County

Totals of all reported cases since March 11, including those in long-term care (LTC) facilities.

County	Total Cases	Total Deaths	Total LTC Facility Cases	Total LTC Facility Deaths
Adams	392	21	44	11
Alcorn	123	2	1	1
Amite	124	3	13	2
Attala	394	24	89	19
Benton	58	0	1	0
Bolivar	463	18	42	6
Calhoun	187	5	23	4
Carroll	196	11	45	9
Chickasaw	313	19	35	11
Choctaw	79	4	0	0
Claiborne	322	12	43	9
Clarke	241	25	19	9
Clay	274	11	2	1
Coahoma	251	6	1	0
Copiah	696	16	30	3
Covington	473	5	3	0
Desoto	2112	20	23	5
Forrest	1105	44	95	29
Franklin	60	2	3	1
George	131	3	1	0
Greene	125	10	34	6
Grenada	647	13	52	7
Hancock	162	14	8	4
Harrison	1260	17	99	9
Hinds	3188	59	154	20
Holmes	614	42	98	20
Humphreys	184	10	18	6
Total	38,567	1,290	3,054	622

County	Total Cases	Total Deaths	Total LTC Facility Cases	Total LTC Facility Deaths
Issaquena	11	1	0	0
Itawamba	163	8	34	7
Jackson	828	20	48	6
Jasper	301	6	1	0
Jefferson	135	3	2	0
Jefferson Davis	130	4	3	1
Jones	1266	51	157	34
Kemper	189	14	38	9
Lafayette	536	4	42	1
Lamar	625	7	3	2
Lauderdale	983	83	203	54
Lawrence	222	2	0	0
Leake	664	20	3	0
Lee	662	23	66	15
Leflore	588	56	175	41
Lincoln	544	36	115	27
Lowndes	569	17	29	8
Madison	1589	40	141	19
Marion	363	12	16	2
Marshall	310	4	11	1
Monroe	491	39	118	31
Montgomery	197	3	0	0
Neshoba	1059	78	106	31
Newton	384	10	6	1
Noxubee	286	9	15	3
Oktibbeha	644	28	132	18
Panola	517	6	3	1
Pearl River	323	32	50	12
Perry	99	4	0	0
Pike	537	24	42	11
Pontotoc	406	6	3	1
Prentiss	134	4	24	3
Quitman	111	1	0	0
Total	38,567	1,290	3,054	622

County	Total Cases	Total Deaths	Total LTC Facility Cases	Total LTC Facility Deaths
Rankin	1234	20	61	6
Scott	843	15	15	2
Sharkey	54	0	1	0
Simpson	480	3	3	0
Smith	263	12	52	8
Stone	85	2	2	1
Sunflower	565	9	1	0
Tallahatchie	239	4	3	1
Tate	431	13	27	8
Tippah	154	11	0	0
Tishomingo	125	1	2	0
Tunica	129	3	12	2
Union	266	11 *	20	8
Walthall	292	10	31	4
Warren	616	22	39	9
Washington	806	15	24	4
Wayne	588	19	48	7
Webster	136	11	52	10
Wilkinson	107	9	5	2
Winston	314	13	39	10
Yalobusha	216	9	35	7
Yazoo	584	7	20	2
Total	38567	1290	3054	622
Total	38,567	1,290	3,054	622

* **Note:** A death previously reported in Union County was in error, and the county's total deaths has been adjusted from 12 to 11.

The numbers in this table are provisional. County case numbers and deaths may change as investigation finds new or additional information about residence.

Case Classifications

Mississippi investigates and reports both probable and confirmed cases and deaths according to the [CSTE case definition](#).

	Confirmed	Probable	Total
Cases	38,198	369	38,567
Deaths	1,266	24	1,290

Confirmed cases and deaths are generally determined by positive PCR tests, which detect the presence of ongoing coronavirus infection.

Probable cases are those who test positive by other testing methods such as antibody or antigen, and have recent symptoms consistent with COVID-19, indicating a recent infection.

Probable deaths are those individuals with a designation of COVID-19 as a cause of death on the death certificate, but where no confirmatory testing was performed.

County COVID-19 Data

- ▶ [Mississippi COVID-19 cases and deaths by county, race and ethnicity](#)
Current and past data tables
- ▶ [County COVID-19 summaries](#)
Selected statistics and trends for each Mississippi county
- ▶ [Mississippi counties ranked by weekly cases and incidence](#)

Long-Term Care Facility Cases and Outbreaks

Long-term care (LTC) facilities like nursing homes are considered high risk locations because their residents are older or in poor health. Even one case of COVID-19 in these facilities among residents or employees is considered an outbreak. We investigate residents, staff and close contacts of infected individuals for possible exposure. Residential care facilities also represent group living facilities where COVID-19 can be easily spread.

- ▶ [Mississippi COVID-19 cases and deaths in long-term care facilities](#) PDF
Long-term care facilities include nursing homes, personal care homes, assisted living homes, and intermediate care facilities for individuals with intellectual disability (ICF-IID)
- ▶ [Mississippi COVID-19 cases and deaths in residential care facilities](#) PDF
Residential care facilities include psychiatric or chemical dependency residential treatment centers and long-term acute care facilities.

Active Outbreaks

The table of active outbreaks lists all facilities that have reported a current COVID-19 outbreak. Resident and employee totals are for those cases associated with the current outbreak **only**. The reported deaths are those which have occurred only among the cases in the current outbreak.

- ▶ [Mississippi long-term care facilities with active COVID-19 outbreaks](#) PDF
July 9, 2020

Mississippi COVID-19 Map and Charts

Data Summaries as of July 14

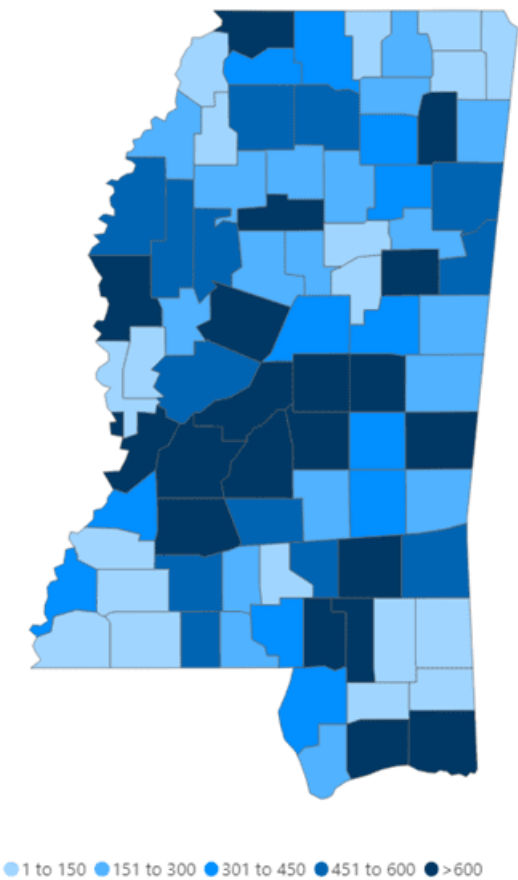
Our state case map and other data charts are also available in interactive form.

- ▶ [View interactive map](#)
- ▶ [View interactive epidemiological trend and syndromic surveillance](#)
- ▶ [View interactive hospitalization chart](#)

The charts below are based on available data at the time of publication. Charts do **not** include cases where insufficient

details of the case are known.

Mississippi COVID-19
Cases and Deaths by Race with Ethnicity
as of 6 pm CT, July 14, 2020



Total Cases
38,567

	American Indian or Alaska Native	Asian	Black	White	Other	Unknown
Non Hispanic	413	108	15,521	9,133	494	137
Hispanic	11	4	55	431	1,155	37
Unknown Ethnicity	715	16	2,416	1,677	2,037	4,207

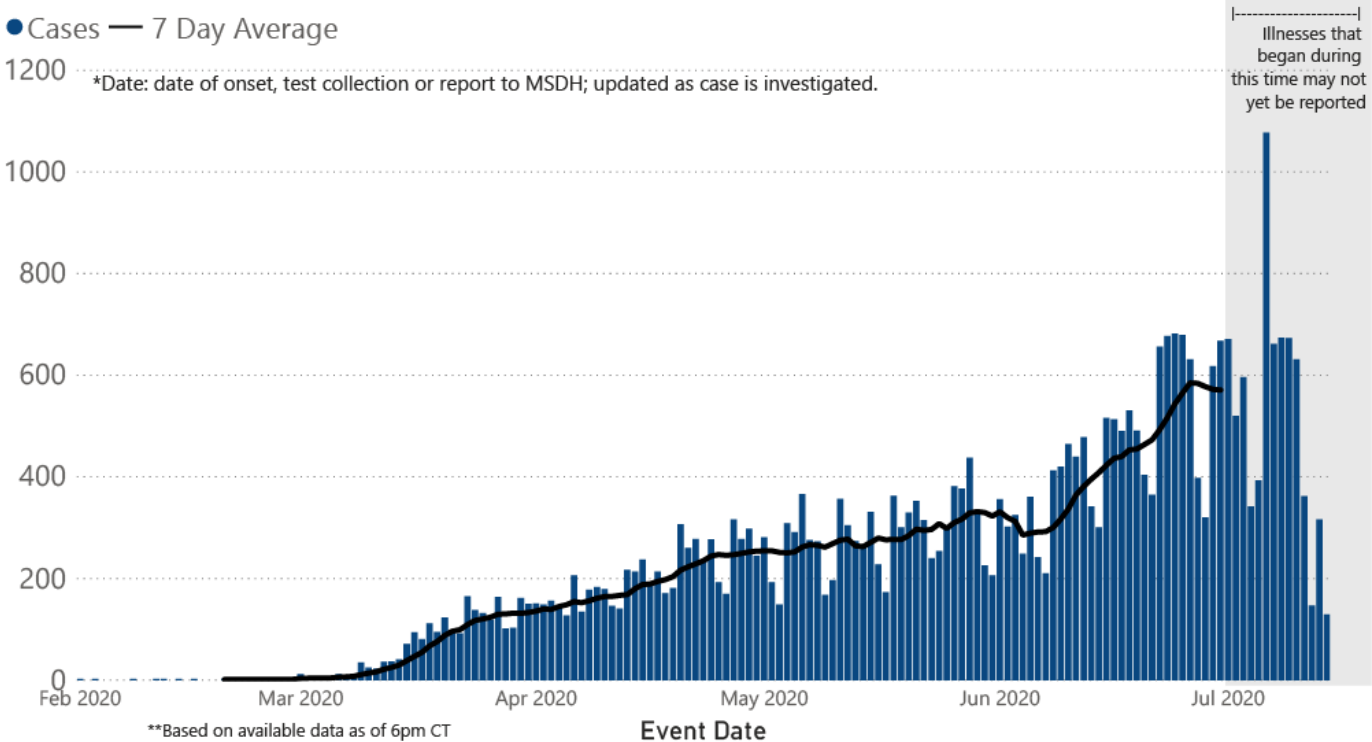
Total Deaths
1,290

	American Indian or Alaska Native	Asian	Black	White	Other	Unknown
Non Hispanic	56	0	616	500	3	0
Hispanic	1	0	1	10	9	1
Unknown Ethnicity	18	0	25	34	8	8

COVID-19 Cases by Date* through July 14, 2020**, Mississippi

● Cases — 7 Day Average

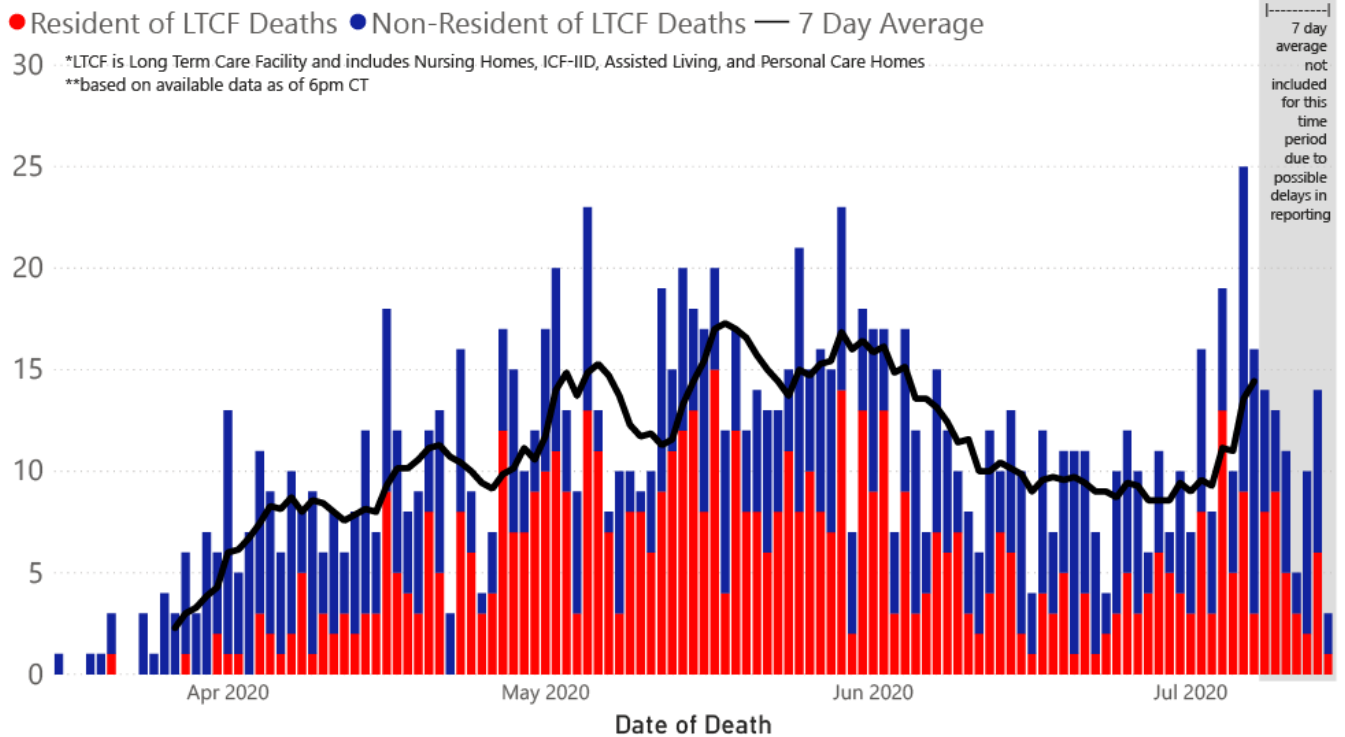
*Date: date of onset, test collection or report to MSDH; updated as case is investigated.



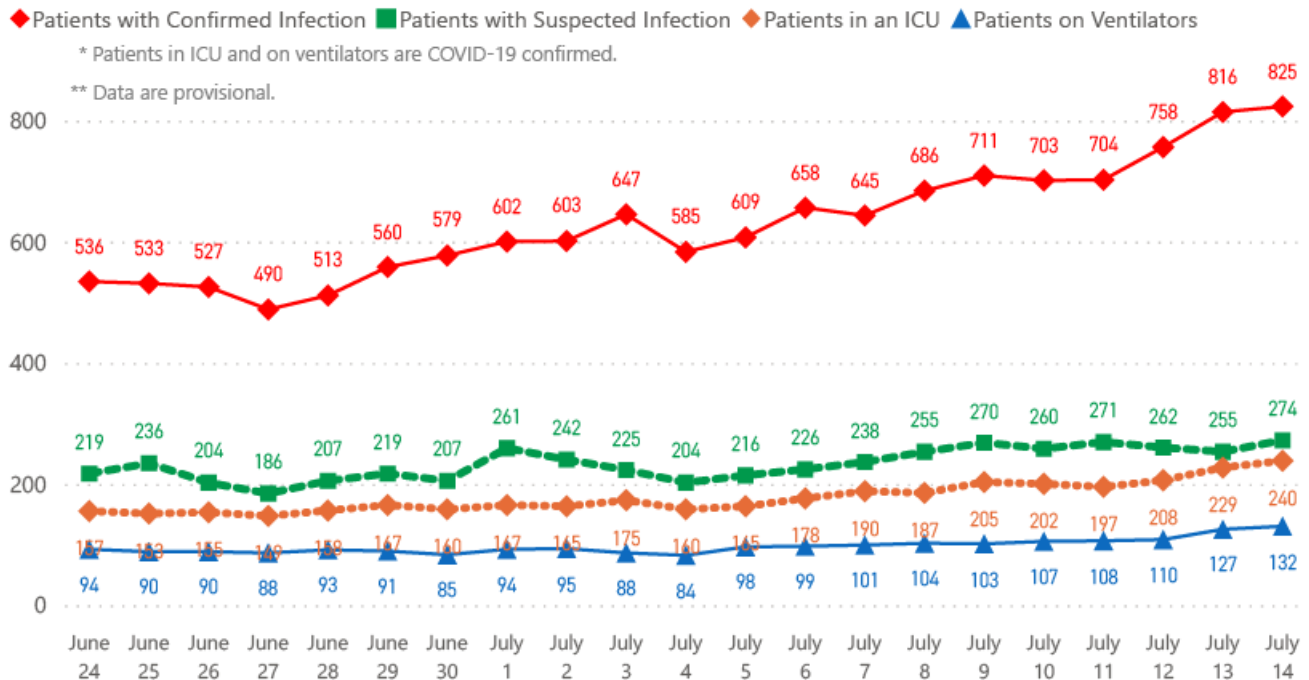
Note: Values up to two weeks in the past on the Date of Illness Onset chart above can change as we update it with new

information from disease investigation.

COVID-19 LTCF* and Non-LTCF Deaths by Date of Death through July 14, 2020**, Mississippi

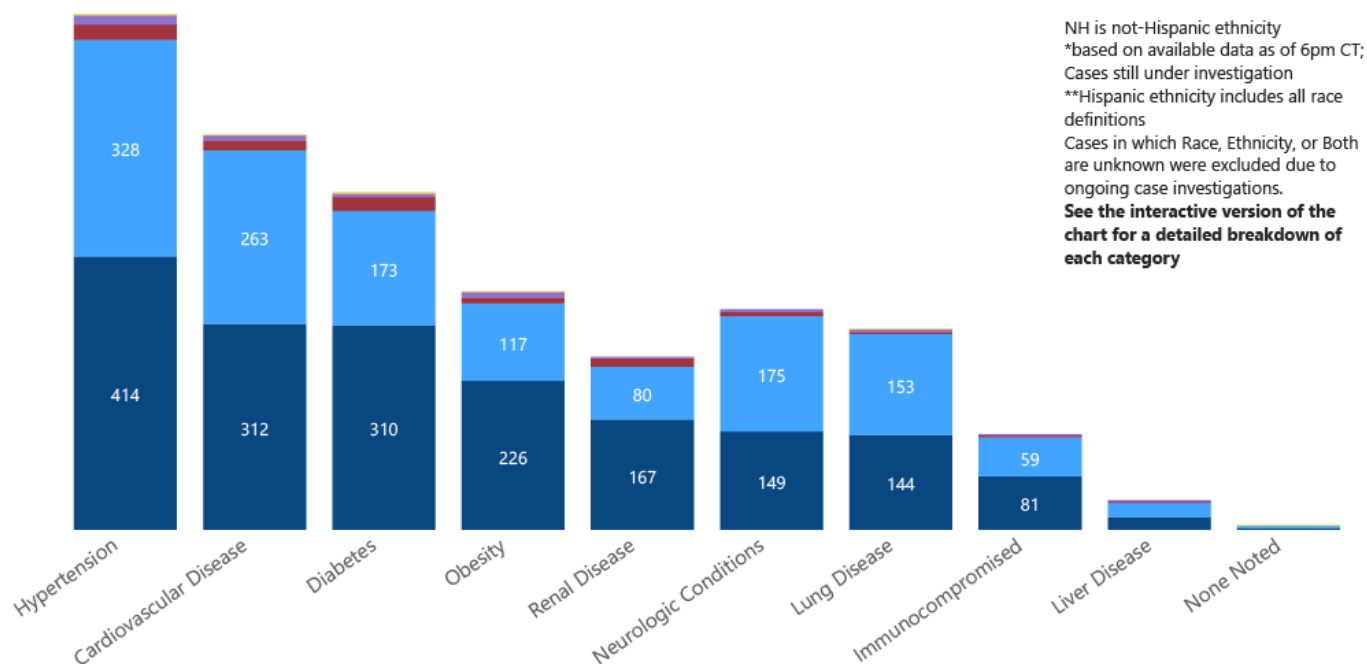


COVID-19 Hospitalizations Reported by MS Hospitals, 6/24/20-7/14/20 **, **

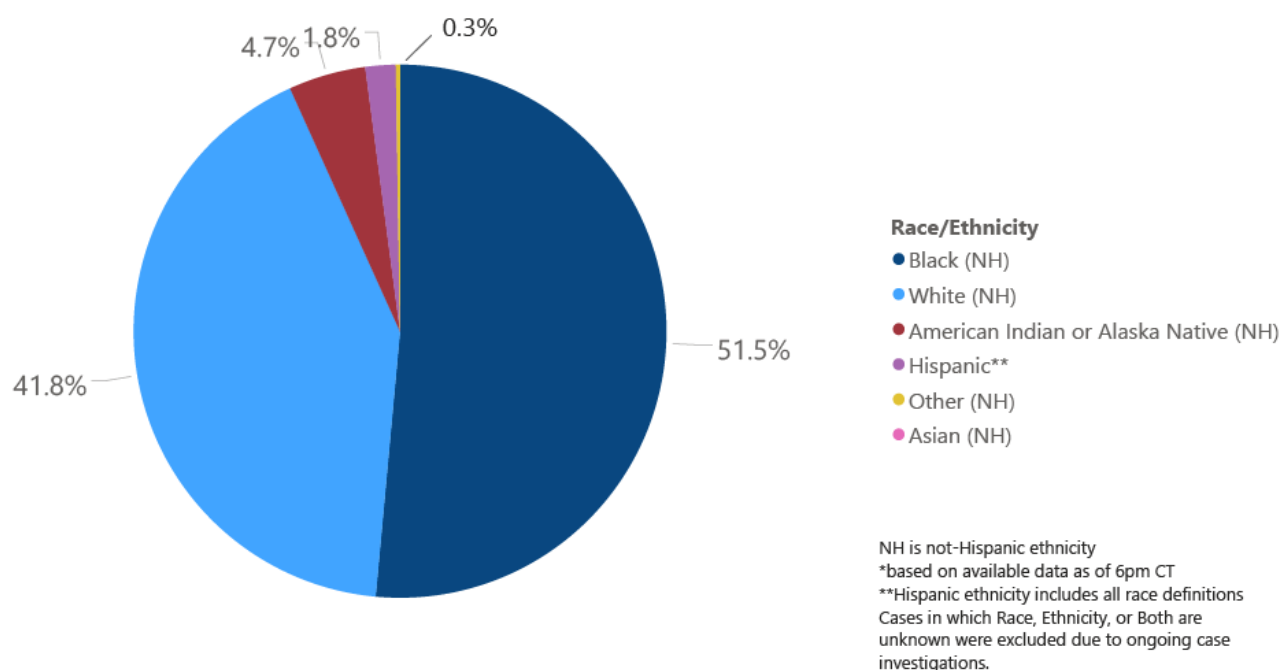


COVID-19 Underlying Conditions in Deaths by Race/Ethnicity through July 14, 2020*, Mississippi

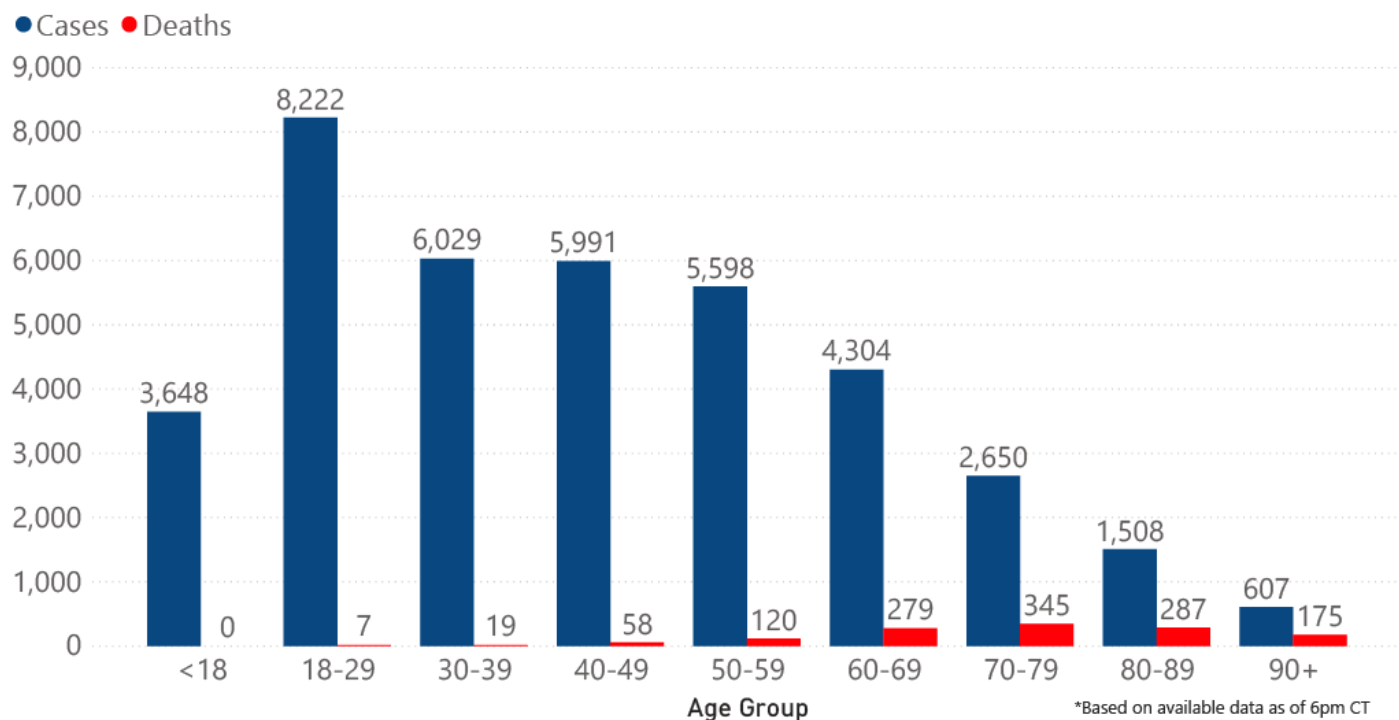
Race/Ethnicity ● Black (NH) ● White (NH) ● American Indian or Alaska Native (NH) ● Hispanic** ● Other (NH) ● Asian (NH)



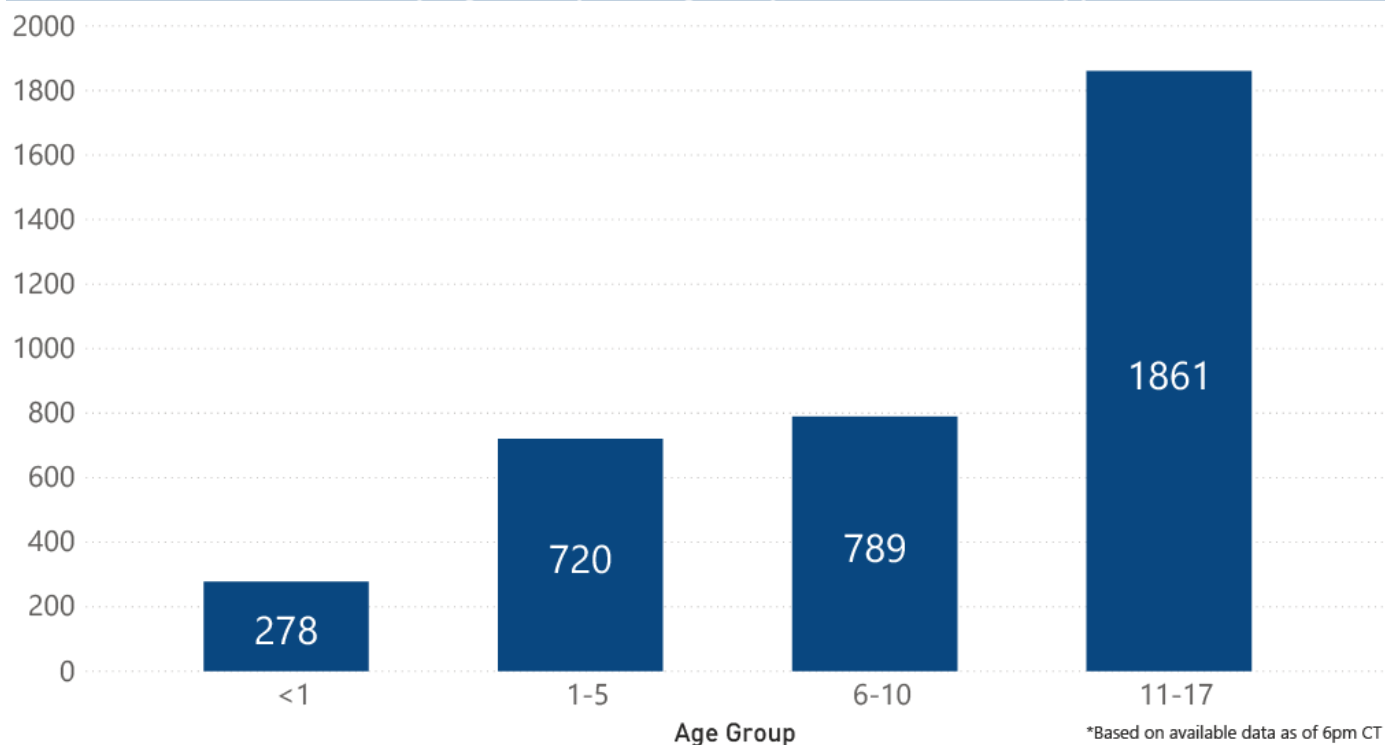
COVID-19 Deaths by Race/Ethnicity through July 14, 2020*, Mississippi



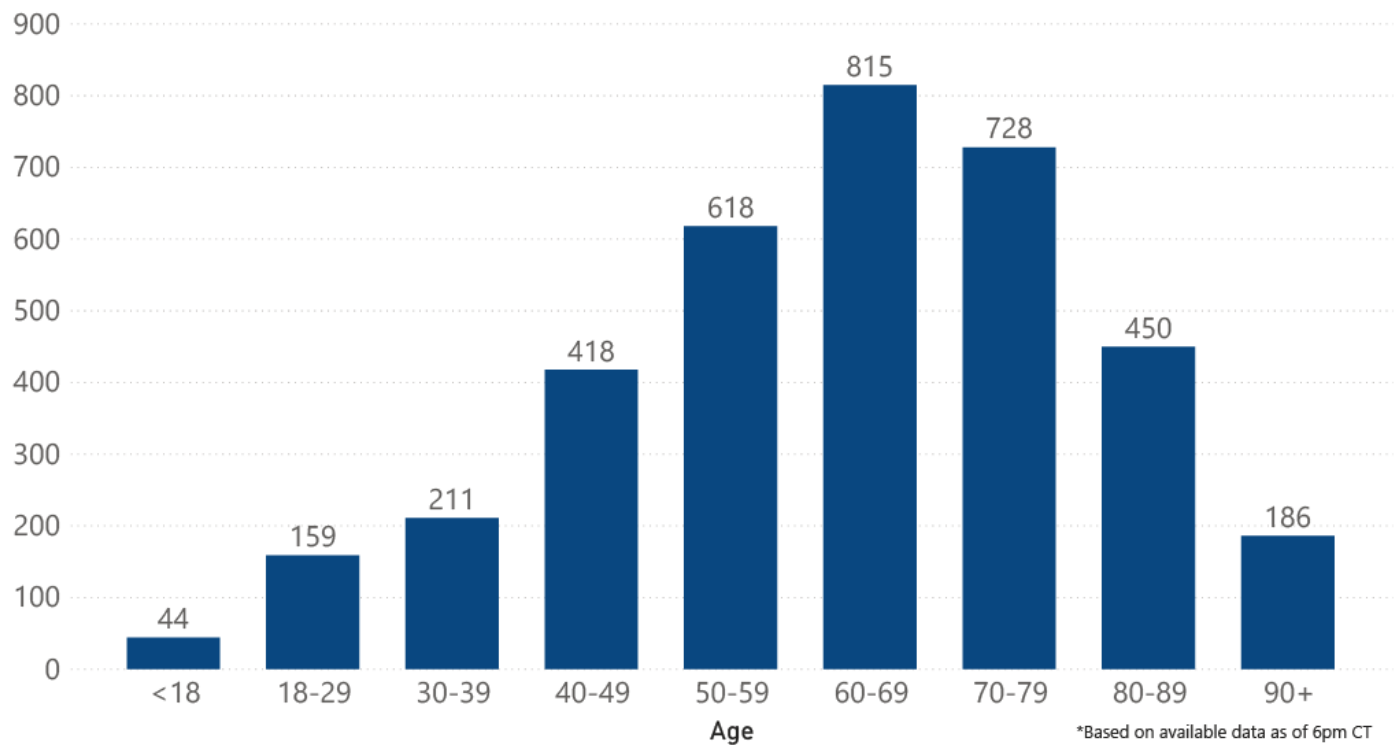
COVID-19 Cases and Deaths by Age Group through July 14, 2020*, Mississippi



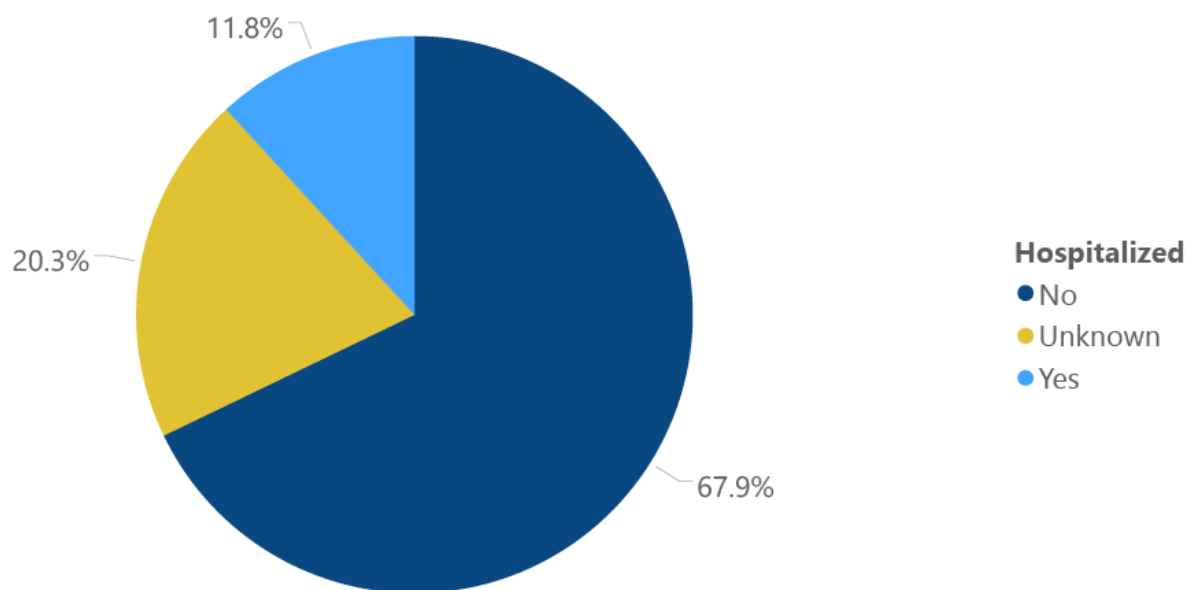
COVID-19 Pediatric Cases by Age Group through July 14, 2020*, Mississippi



COVID-19 Hospitalized Cases by Age through July 14, 2020*, Mississippi



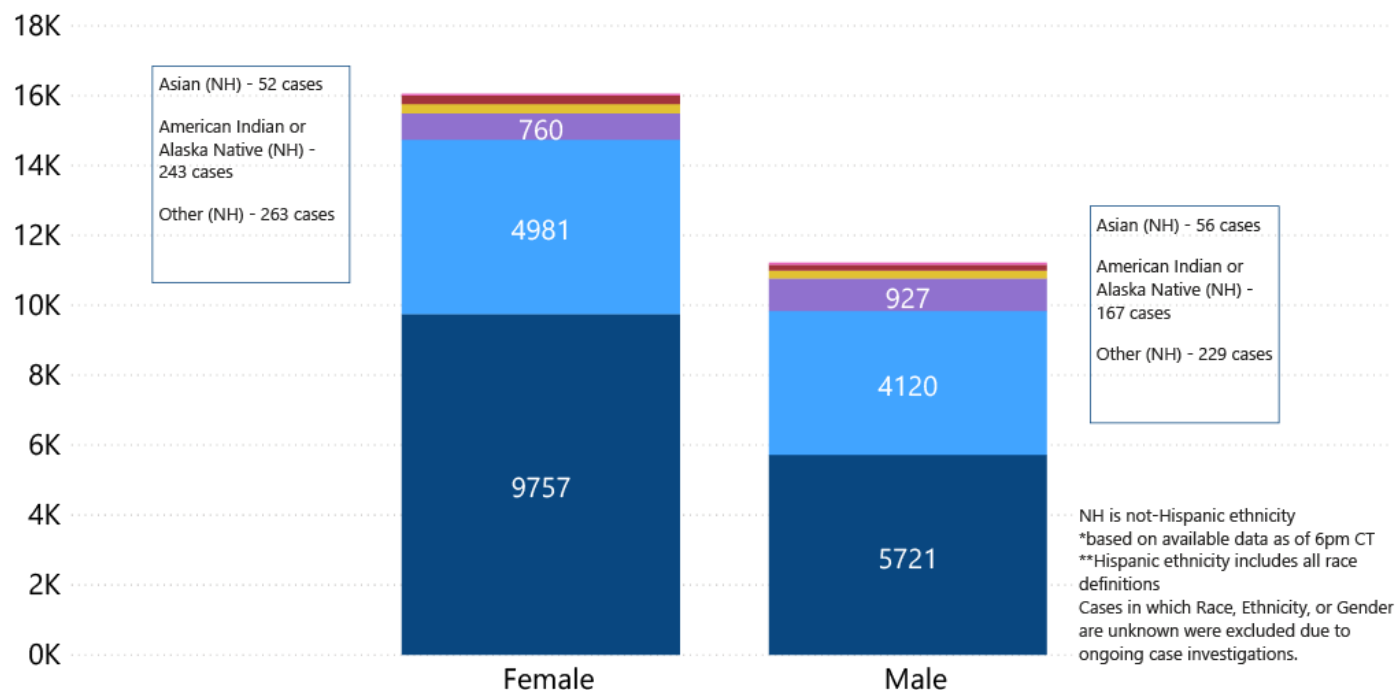
COVID-19 Cumulative Hospitalizations-Investigated Cases July 14, 2020 *



* N=30,716 7,851 cases excluded due to ongoing investigations, based on available data as of 6 pm CT

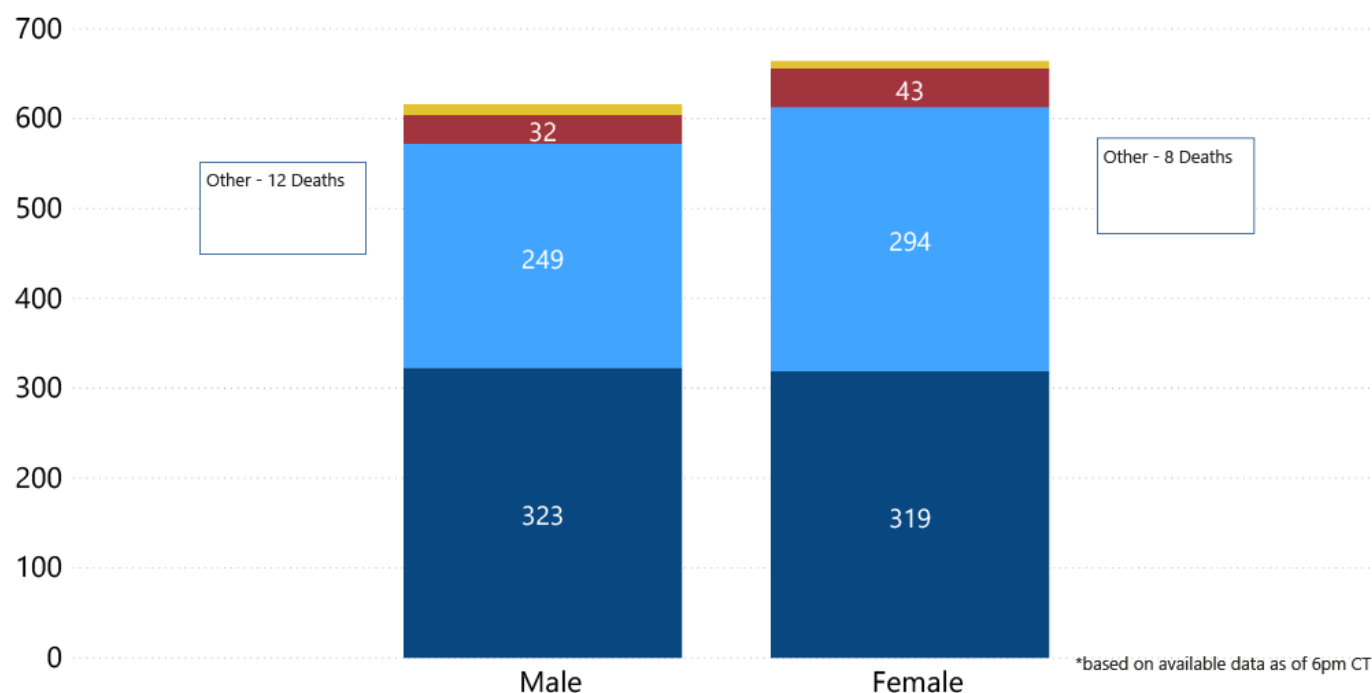
COVID-19 Cases by Race/Ethnicity and Gender through July 14, 2020*, Mississippi

Race/Ethnicity ● Black (NH) ● White (NH) ● Hispanic** ● Other (NH) ● American Indian or Alaska Native (NH) ● Asian (NH)

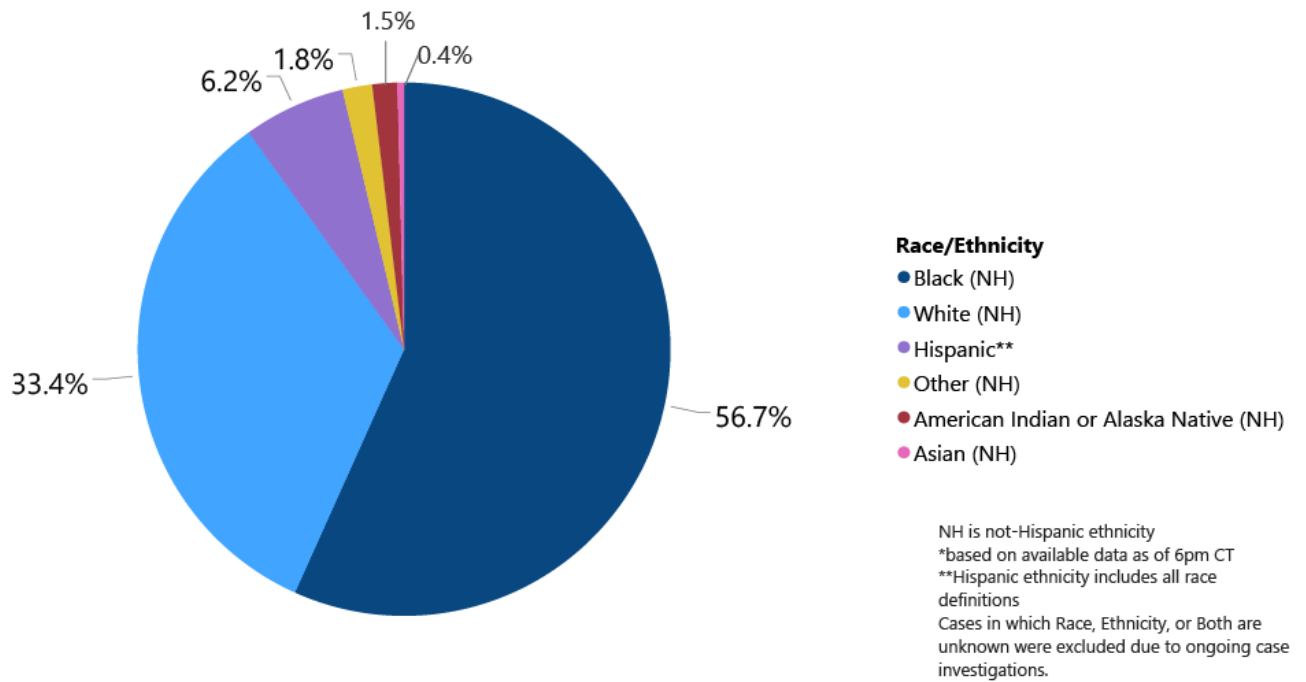


COVID-19 Deaths by Race and Gender through July 14, 2020*, Mississippi

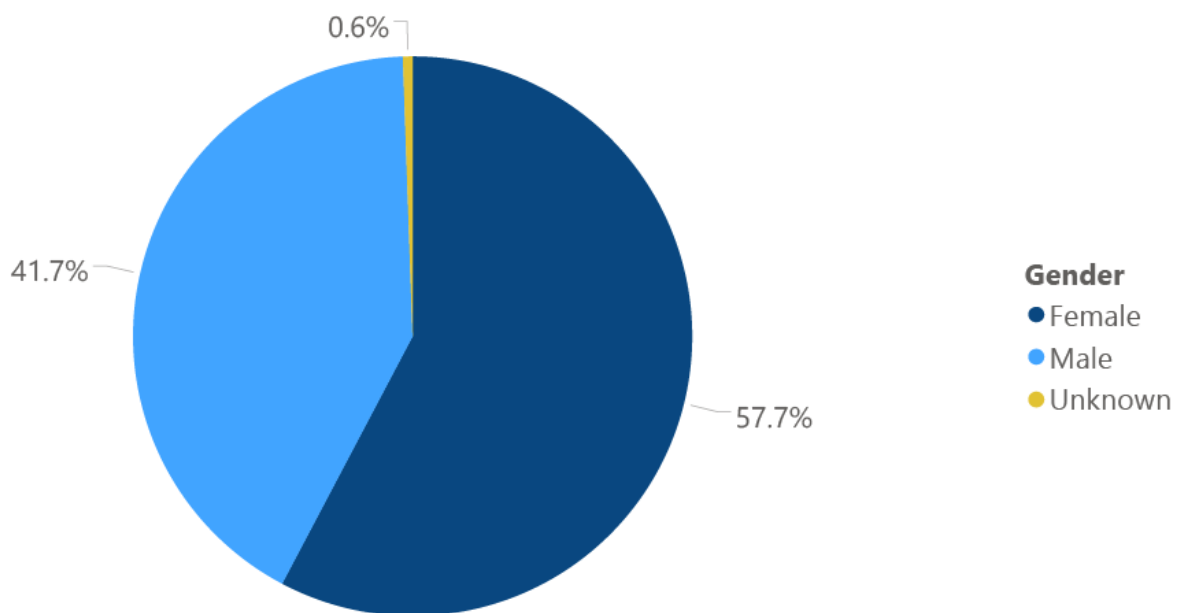
Race ● Black ● White ● American Indian or Alaska Native ● Other ● Asian



COVID-19 Cases by Race/Ethnicity through July 14, 2020*, Mississippi



COVID-19 Cases by Gender through July 14, 2020*, Mississippi



*Based on available data as of 6pm CT

Weekly High Case and High Incidence Counties

These weekly tables count cases based on the date of testing, not the date the test result was reported, and count only those cases where the date of testing is known.

They rank counties by weekly cases, and by incidence (cases proportional to population). A separate table ranking all counties is also available. **All tables updated weekly.**

COVID-19 High Case MS Counties Over 1 Week Period (July 6-July 12, 2020*)

County	Cases (July 6-July 12)	Cases per 100,000 (July 6-July 12)	Cases to Date	Cases per 100,000 Total	Percent Change
HINDS	279	117.7	3041	1282.7	10%
DESOTO	130	71.4	2009	1103.8	7%
RANKIN	122	79.3	1137	738.8	12%
MADISON	119	112.7	1508	1427.6	9%
HARRISON	109	52.7	1183	572.5	10%
GRENADA	98	465.4	625	2968.4	19%
SIMPSON	98	366.2	453	1693.0	28%
FORREST	76	101.3	1043	1390.0	8%
SUNFLOWER	66	256.5	505	1962.3	15%
LAMAR	57	91.3	584	935.2	11%
WASHINGTON	53	117.6	753	1671.0	8%
JACKSON	50	34.9	804	561.2	7%

*based on available data as of 6pm CT

Cases based on test date. Cases without test date excluded due to ongoing investigations.

Table will be updated weekly.

COVID-19 High Incidence MS Counties Over 1 Week Period (July 6-July 12, 2020*)

County	Cases (July 6-July 12)	Cases per 100,000 (July 6-July 12)	Cases to Date	Cases per 100,000 Total	Percent Change
MONTGOMERY	49	488.9	186	1855.7	36%
GRENADA	98	465.4	625	2968.4	19%
SIMPSON	98	366.2	453	1693.0	28%
TALLAHATCHIE	43	307.4	197	1408.5	28%
SUNFLOWER	66	256.5	505	1962.3	15%
COVINGTON	48	254.6	450	2386.9	12%
JEFFERSON	17	239.2	137	1927.9	14%
WALTHALL	34	235.1	274	1894.2	14%
LEAKE	41	180.1	635	2789.6	7%
LAWRENCE	22	176.6	216	1734.2	11%
HOLMES	28	158.9	598	3393.5	5%
SCOTT	44	155.5	831	2937.7	6%

*based on available data as of 6pm CT

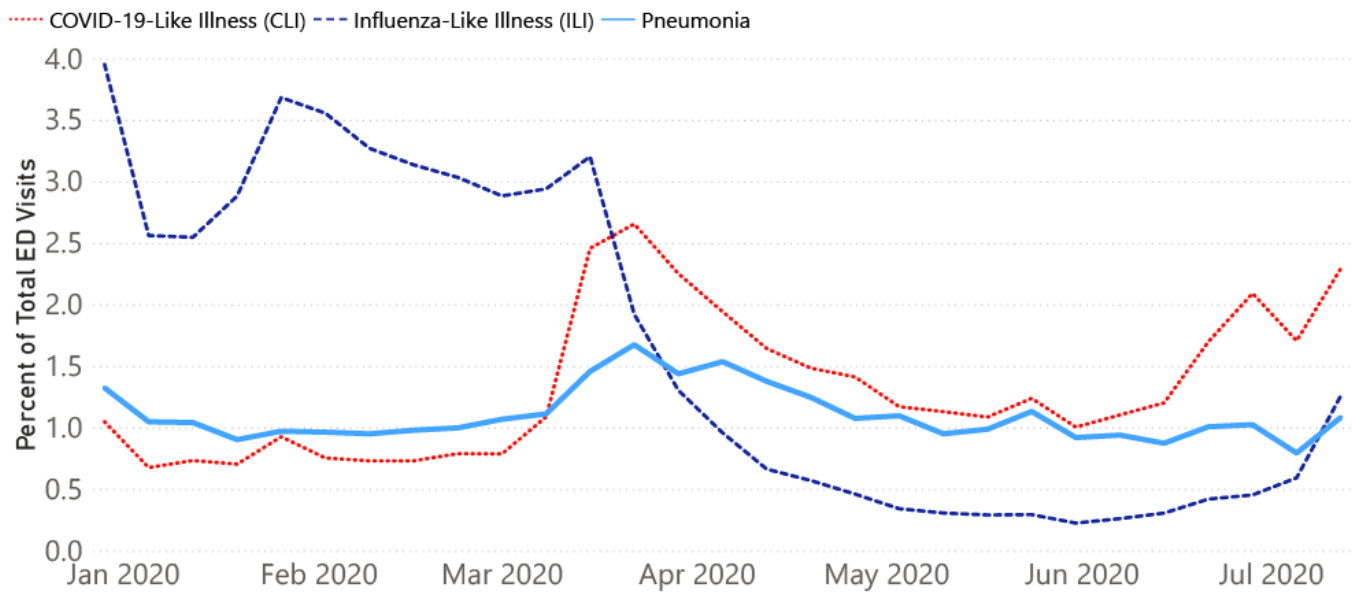
Cases based on test date. Cases without test date excluded due to ongoing investigations.

Table will be updated weekly.

Syndromic Surveillance

Emergency department visits by those with symptoms characteristic of COVID-19, influenza and pneumonia, updated weekly.

Percentage of Emergency Department and Clinic visits for CLI, ILI, and Pneumonia Cases Weekly Statewide Summary, December 29, 2019 - July 12, 2020



*The graph represents syndromic surveillance data from emergency department visits, reported electronically by hospitals throughout the state, that are consistent with COVID-19-Like Illness (CLI), Influenza-Like Illness (ILI), and Pneumonia. Based on available data as of 6pm CT. Graph will be updated weekly.

Estimated Recoveries

Presumed COVID-19 cases recovered, estimated weekly (does not include cases still under investigation).

COVID-19 Presumed Recovered Cases through July 12, 2020, Mississippi

25,932

Presumed Recovered*

*Reflects Provisional Estimates. Presumed Recovered if:

- 1) It has been 14 days or more since the case tested positive, if they were not hospitalized
- 2) It has been 21 days or more since the case tested positive, if they were hospitalized or hospitalization was unknown.

All deaths excluded. Presumed recovered counts will be updated weekly.

U.S. and World Cases

- ▶ [COVID-19 cases in the United States \(CDC\)](#)
- ▶ [U.S. COVID-19 Tracker \(CDC\)](#)
- ▶ [COVID-19 Global Case Map \(Johns Hopkins University\)](#)

COVID-19 Testing

Statewide Combined Testing as of July 14

COVID-19 testing providers around the state include commercial laboratories as well as hospital labs. Combined with testing done by the MSDH Public Health Laboratory, the figures provide a complete picture of all Mississippi testing.

PCR testing detects current, active COVID-19 infection in an individual.

Antibody (serology) testing identifies individuals with past COVID-19 infection based on antibodies they develop one to three weeks after infection.

	Total tests	PCR	Antibody
MSDH Public Health Laboratory	64,523	64,523	0
Other testing providers	305,931	291,965	13,966
Total tests for COVID-19 statewide	370,454	356,488	13,966

MSDH Individuals Tested as of July 14

MSDH Public Health Laboratory (MPHL) testing totals as of 3 p.m. These totals are for tests performed at the MPHL only.

- Total individuals tested by the MPHL: **55,068**
- Total positive individuals from MPHL tests: **5,171**

Getting Tested for COVID-19

The MSDH Public Health Laboratory, its partners, and private providers are testing statewide for COVID-19.

Anyone with symptoms of fever, severe cough or severe chest pains – especially those who are older or in poor health – should make arrangements for testing with their doctor or one of the many healthcare providers now performing testing. Healthcare providers can assess your health history and symptoms, and perform testing for COVID-19 as needed. MSDH is also helping conduct free drive-up testing sites in many parts of the state. **Always call ahead to the testing provider for instructions on safely being examined before you visit for your test.**

- ▶ [Find a COVID-19 testing provider near you](#)

- ▶ [Video: A tour through COVID-19 testing at the MSDH Public Health Lab](#)

Prevention and Guidance for Individuals and the Community

- ▶ [Preventive steps to take, recommendations, guidance and general information on COVID-19](#)

Our free newsletter includes monthly disease updates:



Last reviewed on Mar 5,

2020

[error on this](#)

[email page](#)

[print](#)

Related resources

- ▶ [Local COVID-19 Testing Providers](#)
- ▶ [COVID-19 Guidance and Prevention for Individuals and the Community](#)

Updated July 12, 2020

More topics

- ▶ [\[Espanol, Tieng Viet, ASL \]](#)
- ▶ [COVID-19 Cases and Deaths Data](#)
- ▶ [COVID-19 County Summaries](#)
- ▶ [Diagnostic Testing EUA](#)
- ▶ [Executive Orders](#)
- ▶ [Handouts and Posters](#)
- ▶ [Healthcare Professionals](#)
- ▶ [Interactive Map and Charts](#)
- ▶ [Prevention and Safety Guidance](#)
- ▶ [Testing for COVID-19](#)

COVID-19



Keep your distance

Stay at least six feet apart from others in large groups.

[MORE PREVENTION TIPS](#)

AGENCY

[About Us](#)

[Administration](#)

[Board of Health](#)

[County Offices](#)

[Institutional Review](#)

[Jobs](#)

[Locations](#)

[Public Health Laboratory](#)

[RFPs/Grants](#)

[More »](#)

[Intranet](#)
[OHIT+ER Service Center](#)
[Webmail](#)

INFORMATION

[Apps](#)
[Calendar of Events](#)
[Contact Us](#)
[Meetings](#)
[Health Resources](#)
[Hotlines](#)
[Locations](#)
[News](#)
[Newsletter](#)
[Phone Numbers](#)
[Español](#)

I NEED A ...

[Birth Certificate](#)
[Certificate of Need](#)
[Children's Health Insurance](#)
[Complaint Form](#)
[Criminal History Check](#)
[Death Certificate](#)
[Divorce Record](#)
[Food Permit](#)
[Immunization Record](#)
[J-1 Visa](#)
[License Verification](#)
[Marriage Record](#)
[Professional License](#)
[Public Records Request](#)
[Wastewater Application](#)

PUBLICATIONS

[Annual Report](#)
[CON Weekly Reports](#)
[Health Facilities Directory](#)
[Mississippi Morbidity Reports](#)
[Public Health Report](#)
[State Health Plan](#)
[Strategic Plan](#)

[More »](#)

