

## Coronavirus Disease 2019 (COVID-19)

*Updated July 16, 2020*



The national Centers for Disease Control and Prevention (CDC) and the Mississippi State Department of Health continue to closely monitor the outbreak of respiratory illnesses caused by the novel (new) coronavirus COVID-19, and are working to limit the spread of cases nationally and in Mississippi. MSDH is actively working with doctors and hospitals to quickly identify cases and respond effectively to limit this outbreak.

### New mask and social distancing requirements for selected counties

The Governor's [executive order 1507](#) sets smaller limits on gathering sizes, requires the use of masks for customers and employees of retail businesses, and other safety measures in the following counties:

- Claiborne, De Soto, Grenada , Harrison, Hinds, Jackson, Jefferson, Madison, Quitman, Rankin, Sunflower, Washington, Wayne

► [Full details](#)

## Healthcare Professionals

Guidance and more →

- [MSDH guidances](#)
- [Specimens](#)
- [Lab dropoff](#)
- [CDC guidances](#)
- [MS-HAN Alerts](#)

[ALL HEALTHCARE](#)

## Current Cases and Statistics

County and state data →

- [Current cases and deaths](#)
- [Data by county](#)
- [Map and charts](#)
- [Long-term care facilities](#)
- [Lab testing](#)

► Recoveries

## ALL STATISTICS

### Prevention, Safety and Testing

Personal and community →

- Personal protection
- Businesses and workplace
- Community and events
- State agencies
- Find COVID-19 testing
- After you get tested

## ALL PREVENTION

Mississippi Coronavirus Hotline (7 days a week, 7 a.m.–7 p.m.): **877-978-6453**  
Hard of hearing? Dial 711 for assistance.

## General Information

- [Overview, questions and answers, handouts, and information in other languages](#)

## COVID-19 in Mississippi

New Cases and Deaths as of July 15

### NEW CASES

**1,230**

New COVID-19 positive test results reported to MSDH as of 6 p.m. yesterday.

### NEW DEATHS

**18**

New COVID-19 related deaths reported to MSDH as of 6 p.m. yesterday.

County	Total
Clay	1
Copiah	1
Forrest	1
Hinds	4
Jones	1
Madison	2
Monroe	1
Neshoba	1
Newton	1
Prentiss	2
Tate	1
Washington	1
Wayne	1

## LTC OUTBREAKS

130

Current outbreaks in long-term care facilities only. (One or more cases among staff or residents counts as an outbreak.)

**About our case counts:** We currently update our case totals each day based on test results from the previous day. Outside laboratories also report positive test results to us, which are included in our totals. Repeated tests for the same individual are counted only once. County case numbers and deaths may change as investigation finds new or additional information.

## Cases and Deaths by County

Totals of all reported COVID-19 cases for 2020, including those in long-term care (LTC) facilities.

County	Total Cases	Total Deaths	Total LTC Facility Cases	Total LTC Facility Deaths
Adams	393	21	44	11
Alcorn	128	2	1	1
Amite	127	3	13	2
Attala	403	24	89	19
Benton	63	0	1	0
Bolivar	500	18	42	6
Calhoun	194	5	23	4
<b>Total</b>	<b>39,797</b>	<b>1,308</b>	<b>3,109</b>	<b>634</b>

County	Total Cases	Total Deaths	Total LTC Facility Cases	Total LTC Facility Deaths
Carroll	199	11	45	9
Chickasaw	331	19	35	11
Choctaw	80	4	0	0
Claiborne	327	12	43	9
Clarke	247	25	19	9
Clay	281	12	2	1
Coahoma	257	6	1	0
Copiah	704	17	30	3
Covington	483	5	3	0
Desoto	2171	20	23	5
Forrest	1140	45	95	29
Franklin	65	2	3	1
George	139	3	1	0
Greene	134	10	34	6
Grenada	664	13	52	7
Hancock	172	14	8	4
Harrison	1305	17	101	9
Hinds	3317	63	156	23
Holmes	633	42	98	20
Humphreys	188	10	18	6
Issaquena	11	1	0	0
Itawamba	170	8	34	7
Jackson	874	20	48	6
Jasper	305	6	1	0
Jefferson	139	3	3	0
Jefferson Davis	132	4	3	1
Jones	1284	52	159	35
Kemper	190	14	38	9
Lafayette	548	4	42	1
Lamar	668	7	3	2
Lauderdale	1016	83	203	54
Lawrence	226	2	0	0
Leake	670	20	3	0
<b>Total</b>	<b>39,797</b>	<b>1,308</b>	<b>3,109</b>	<b>634</b>

County	Total Cases	Total Deaths	Total LTC Facility Cases	Total LTC Facility Deaths
Lee	695	23	66	15
Leflore	601	56	183	41
Lincoln	561	36	115	27
Lowndes	597	17	34	8
Madison	1630	42	143	20
Marion	372	12	16	2
Marshall	324	4	12	1
Monroe	494	40	122	33
Montgomery	204	3	0	0
Neshoba	1067	79	106	31
Newton	390	11	6	2
Noxubee	295	9	15	3
Oktibbeha	650	28	132	18
Panola	531	6	3	1
Pearl River	331	32	50	12
Perry	105	4	0	0
Pike	553	24	46	12
Pontotoc	435	6	3	1
Prentiss	145	6	24	3
Quitman	114	1	0	0
Rankin	1276	20	61	6
Scott	847	15	15	2
Sharkey	56	0	1	0
Simpson	489	3	3	0
Smith	268	12	52	8
Stone	88	2	2	1
Sunflower	600	9	1	0
Tallahatchie	247	4	3	1
Tate	440	14	28	9
Tippah	159	11	0	0
Tishomingo	137	1	2	0
Tunica	132	3	12	2
Union	282	11	20	8
<b>Total</b>	<b>39,797</b>	<b>1,308</b>	<b>3,109</b>	<b>634</b>

County	Total Cases	Total Deaths	Total LTC Facility Cases	Total LTC Facility Deaths
Walthall	304	10	46	4
Warren	649	22	39	9
Washington	876	16	27	5
Wayne	595	20	53	8
Webster	139	11	52	10
Wilkinson	111	9	5	2
Winston	323	13	39	10
Yalobusha	220	9	35	7
Yazoo	587	7	20	2
<b>Total</b>	<b>39,797</b>	<b>1,308</b>	<b>3,109</b>	<b>634</b>

**The numbers in this table are provisional.** County case numbers and deaths may change as investigation finds new or additional information about residence.

## Case Classifications

Mississippi investigates and reports both probable and confirmed cases and deaths according to the [CSTE case definition](#).

	Confirmed	Probable	Total
Cases	39,384	413	39,797
Deaths	1,283	25	1,308

Confirmed cases and deaths are generally determined by positive PCR tests, which detect the presence of ongoing coronavirus infection.

Probable cases are those who test positive by other testing methods such as antibody or antigen, and have recent symptoms consistent with COVID-19, indicating a recent infection.

Probable deaths are those individuals with a designation of COVID-19 as a cause of death on the death certificate, but where no confirmatory testing was performed.

## County COVID-19 Data

- ▶ [Mississippi COVID-19 cases and deaths by county, race and ethnicity](#)  
Current and past data tables
- ▶ [County COVID-19 summaries](#)  
Selected statistics and trends for each Mississippi county
- ▶ [Mississippi counties ranked by weekly cases and incidence](#)

## Long-Term Care Facility Cases and Outbreaks

Long-term care (LTC) facilities like nursing homes are considered high risk locations because their residents are older or in poor health. Even one case of COVID-19 in these facilities among residents or employees is considered an outbreak. We investigate residents, staff and close contacts of infected individuals for possible exposure. Residential care facilities also represent group living facilities where COVID-19 can be easily spread.

- ▶ [Mississippi COVID-19 cases and deaths in long-term care facilities](#) PDF

Long-term care facilities include nursing homes, personal care homes, assisted living homes, and intermediate care facilities for individuals with intellectual disability (ICF-IID)

► [Mississippi COVID-19 cases and deaths in residential care facilities](#) PDF

Residential care facilities include psychiatric or chemical dependency residential treatment centers and long-term acute care facilities.

### *Active Outbreaks*

The table of active outbreaks lists all facilities that have reported a current COVID-19 outbreak. Resident and employee totals are for those cases associated with the current outbreak **only**. The reported deaths are those which have occurred only among the cases in the current outbreak.

► [Mississippi long-term care facilities with active COVID-19 outbreaks](#) PDF

July 9, 2020

---

## Mississippi COVID-19 Map and Charts

### Data Summaries as of July 15

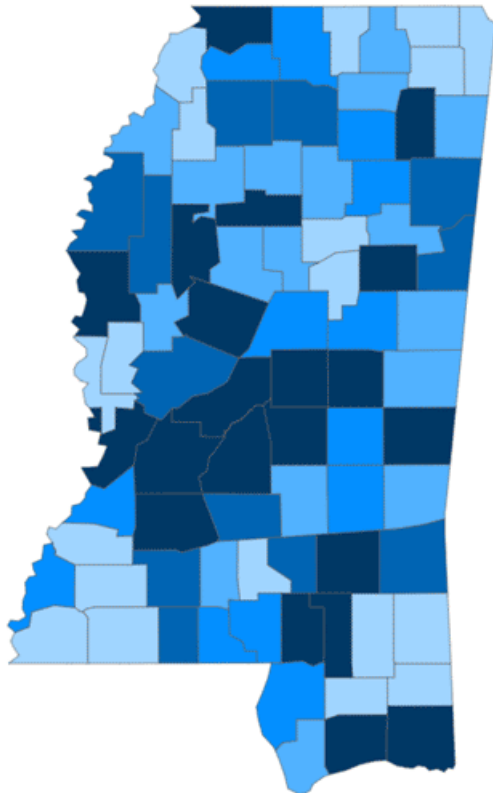
Our state case map and other data charts are also available in interactive form.

- [View interactive map](#)
- [View interactive epidemiological trend and syndromic surveillance](#)
- [View interactive hospitalization chart](#)

The charts below are based on available data at the time of publication. Charts do **not** include cases where insufficient details of the case are known.

Mississippi COVID-19  
Cases and Deaths by Race with Ethnicity  
as of 6 pm CT, July 15, 2020

Total Cases  
**39,797**



● 1 to 150 ● 151 to 300 ● 301 to 450 ● 451 to 600 ● >600

	American Indian or Alaska Native	Asian	Black	White	Other	Unknown
Non Hispanic	416	113	15,853	9,479	510	143
Hispanic	11	4	55	437	1,168	39
Unknown Ethnicity	728	14	2,573	1,798	2,157	4,299

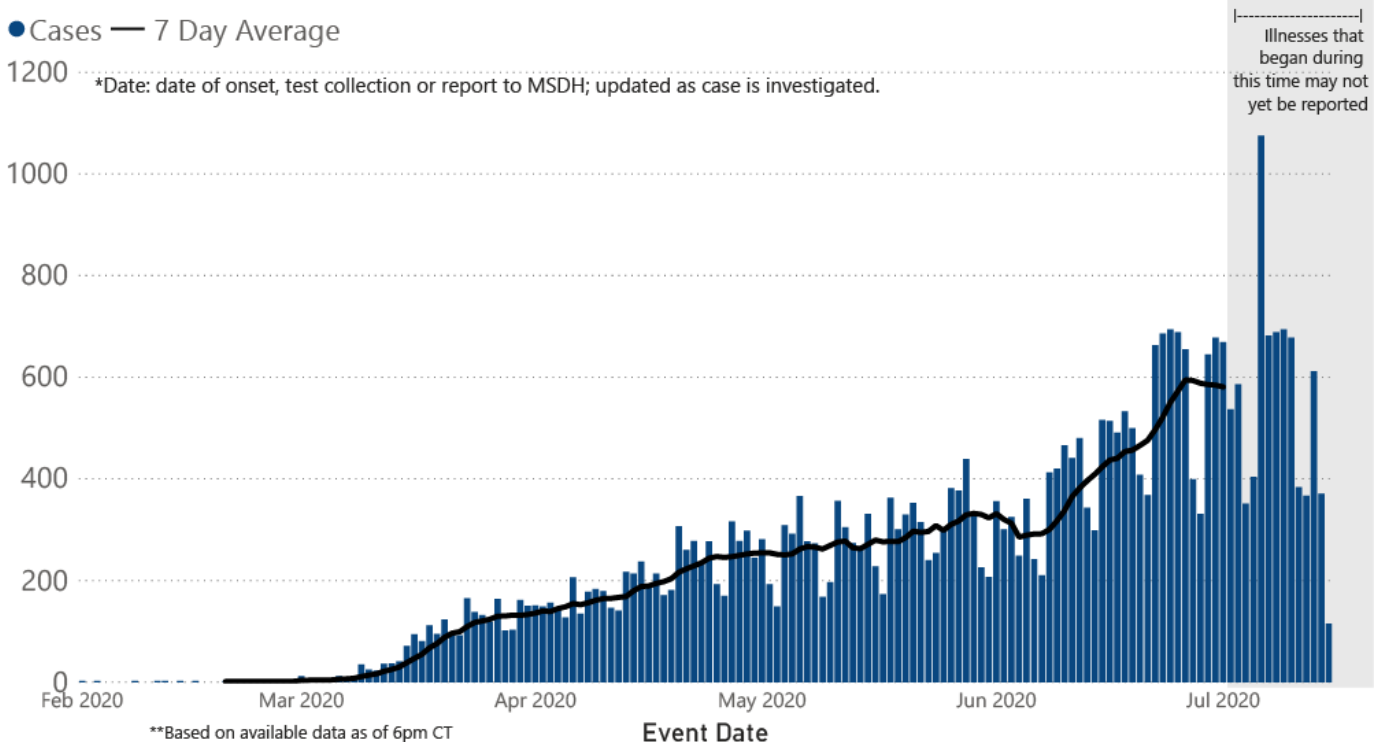
Total Deaths  
**1,308**

	American Indian or Alaska Native	Asian	Black	White	Other	Unknown
Non Hispanic	57	0	622	506	3	0
Hispanic	1	0	1	11	9	1
Unknown Ethnicity	18	0	26	35	8	10

COVID-19 Cases by Date\* through July 15, 2020\*\*, Mississippi

● Cases — 7 Day Average

\*Date: date of onset, test collection or report to MSDH; updated as case is investigated.



\*\*Based on available data as of 6pm CT

**Note:** Values up to two weeks in the past on the Date of Illness Onset chart above can change as we update it with new information from disease investigation.

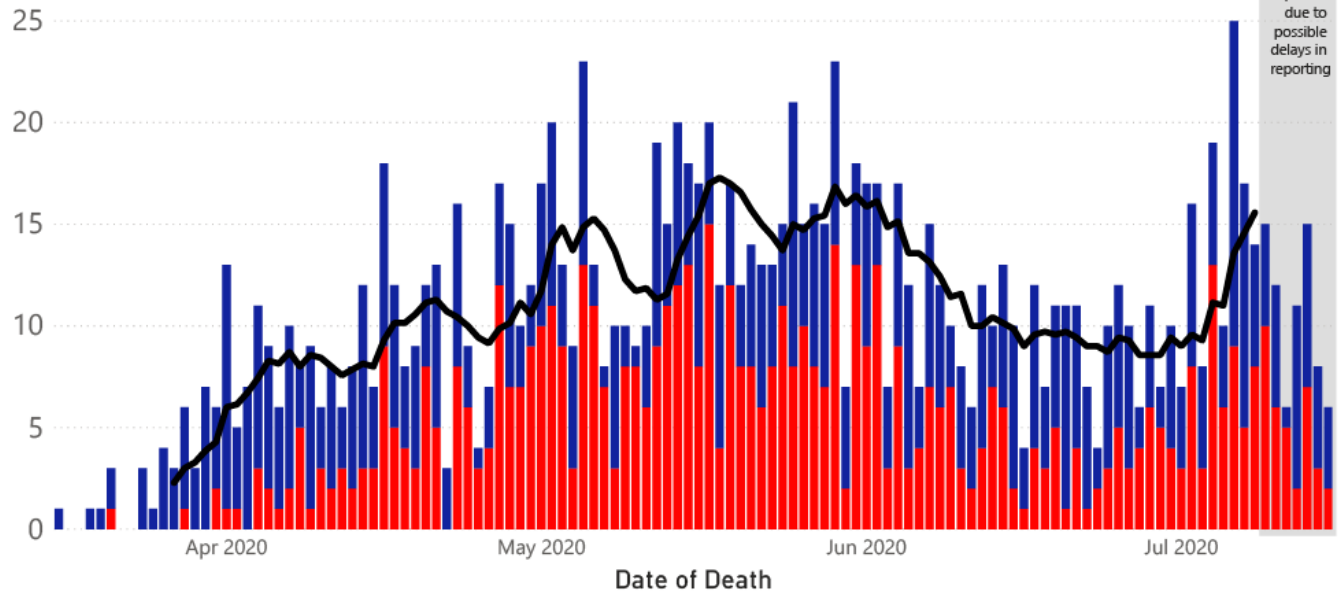


## COVID-19 LTCF\* and Non-LTCF Deaths by Date of Death through July 15, 2020\*\*, Mississippi

● Resident of LTCF Deaths ● Non-Resident of LTCF Deaths — 7 Day Average

30 \*LTCF is Long Term Care Facility and includes Nursing Homes, ICF-IID, Assisted Living, and Personal Care Homes

\*\*based on available data as of 6pm CT

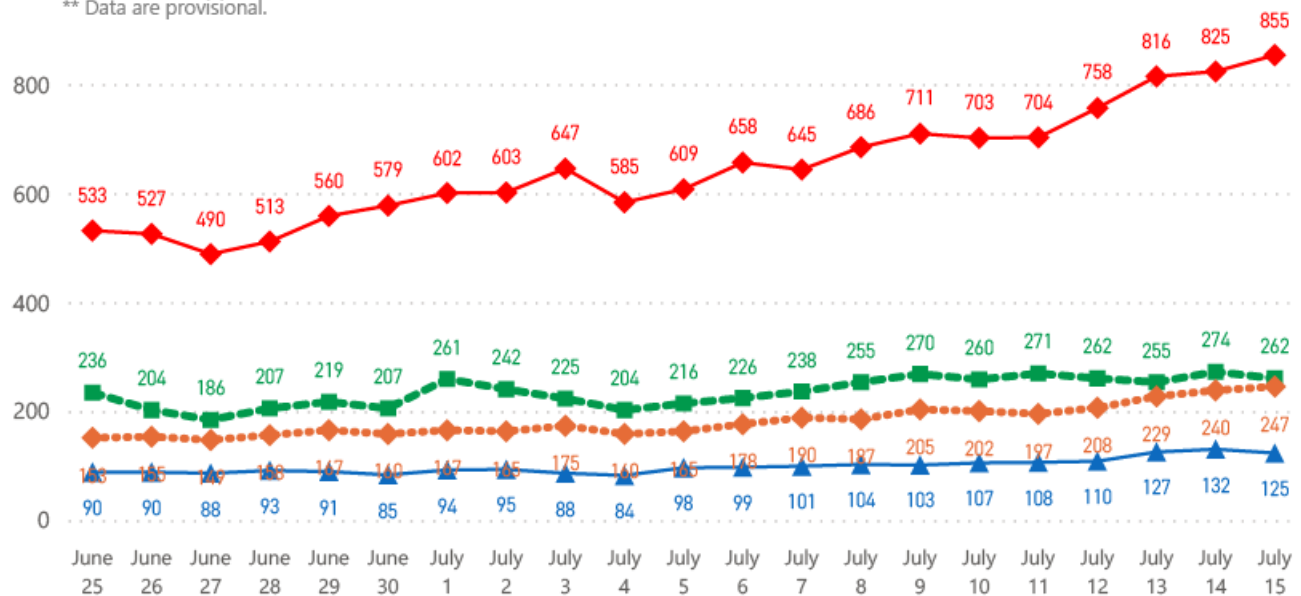


## COVID-19 Hospitalizations Reported by MS Hospitals, 6/25/20-7/15/20 \*,\*\*

◆ Patients with Confirmed Infection ■ Patients with Suspected Infection ◆ Patients in an ICU ▲ Patients on Ventilators

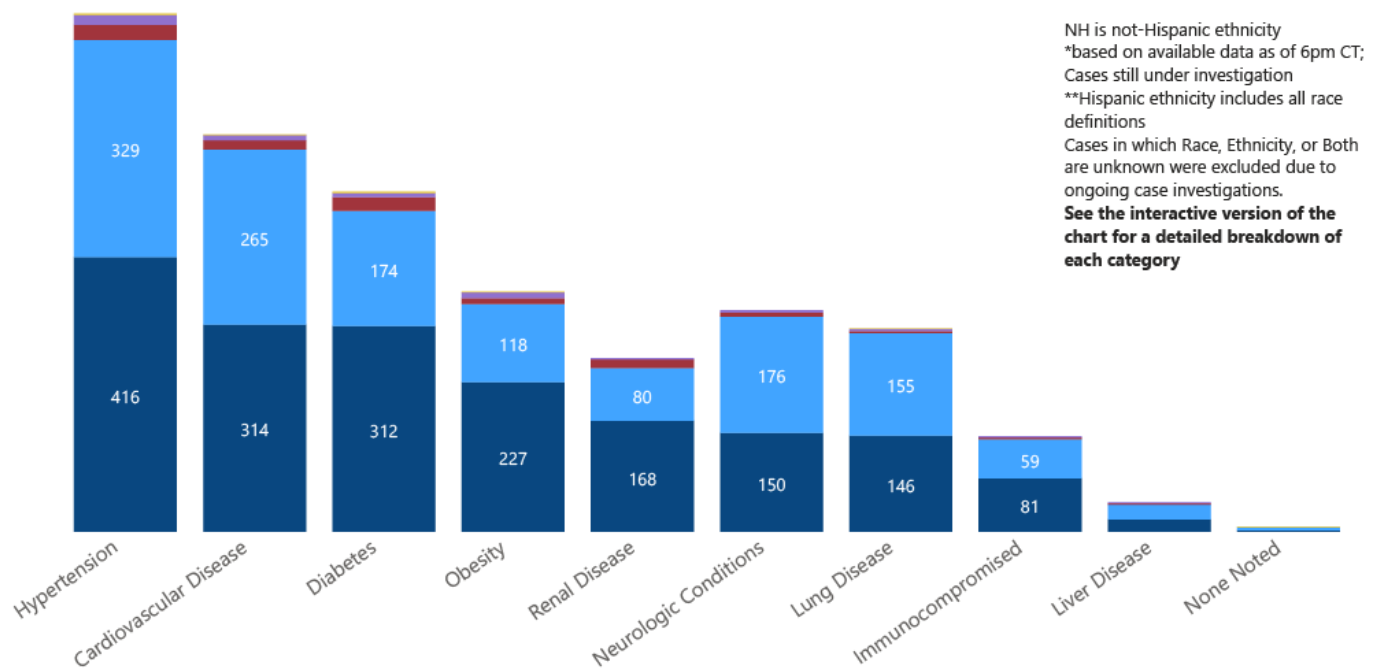
1000 \*. Patients in ICU and on ventilators are COVID-19 confirmed.

\*\* Data are provisional.

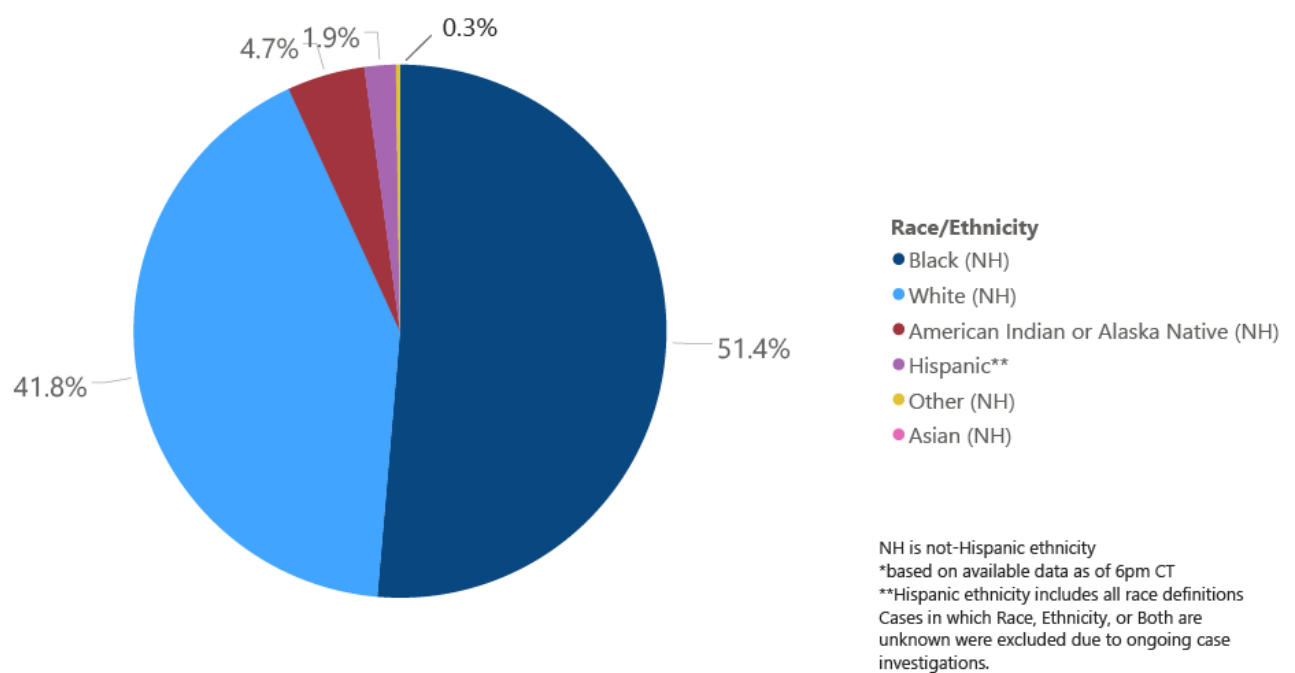


## COVID-19 Underlying Conditions in Deaths by Race/Ethnicity through July 15, 2020\*, Mississippi

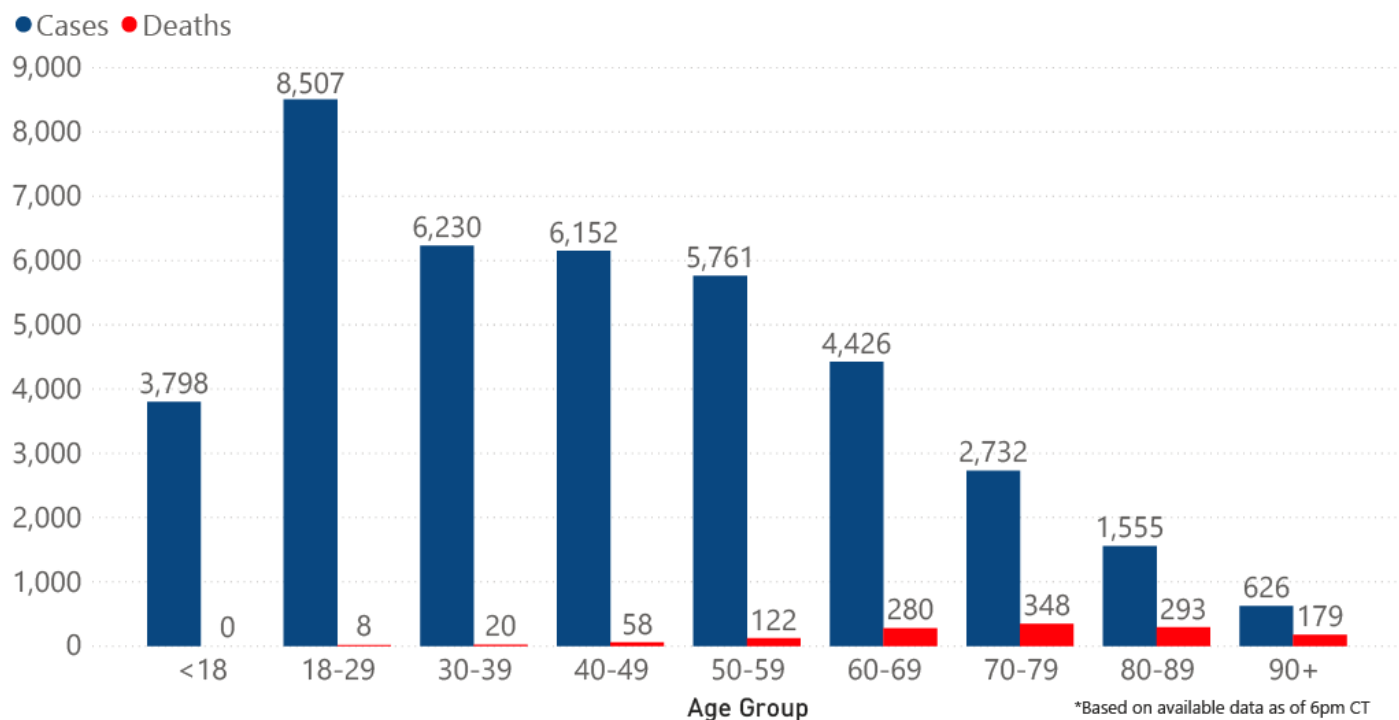
**Race/Ethnicity** ● Black (NH) ● White (NH) ● American Indian or Alaska Native (NH) ● Hispanic\*\* ● Other (NH) ● Asian (NH)



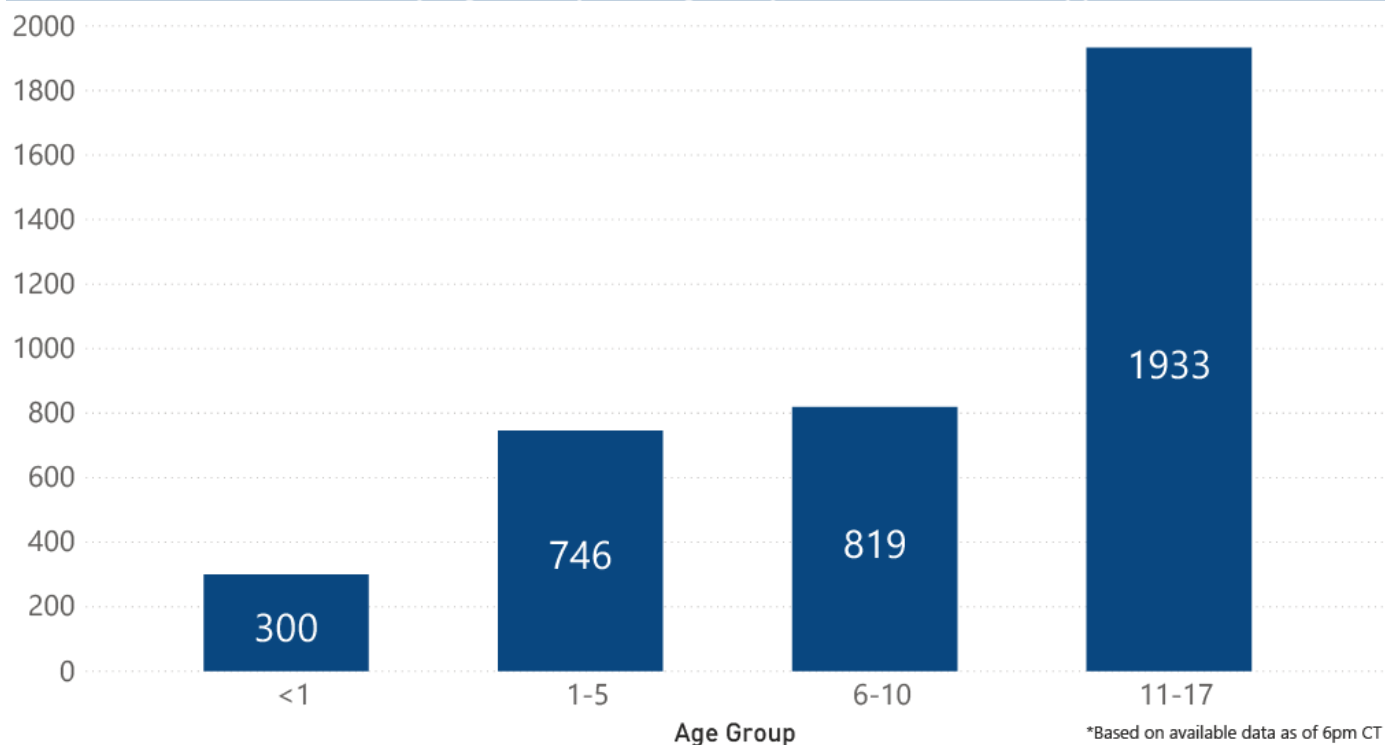
## COVID-19 Deaths by Race/Ethnicity through July 15, 2020\*, Mississippi



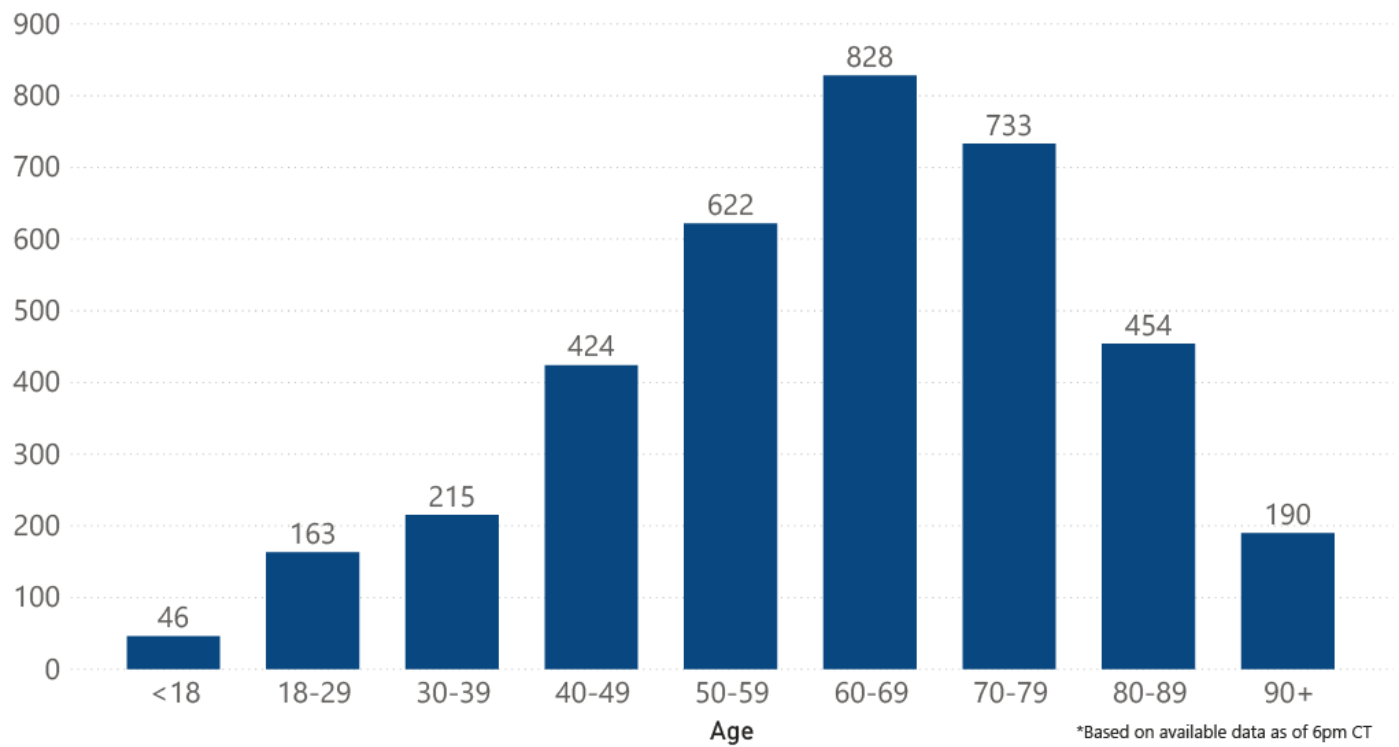
## COVID-19 Cases and Deaths by Age Group through July 15, 2020\*, Mississippi



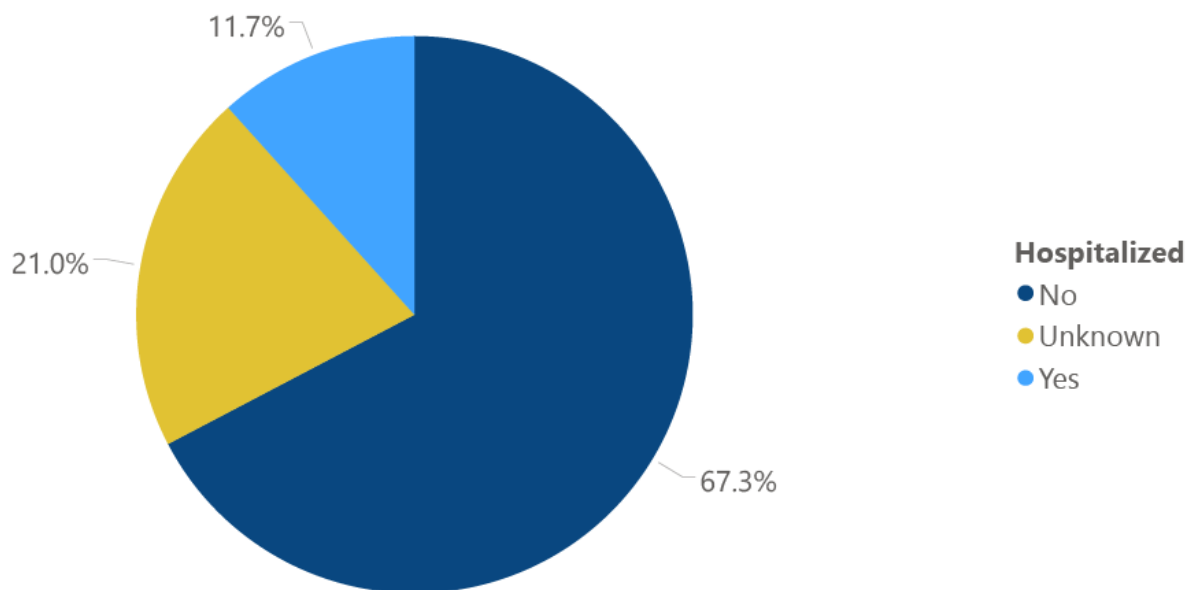
## COVID-19 Pediatric Cases by Age Group through July 15, 2020\*, Mississippi



### COVID-19 Hospitalized Cases by Age through July 15, 2020\*, Mississippi



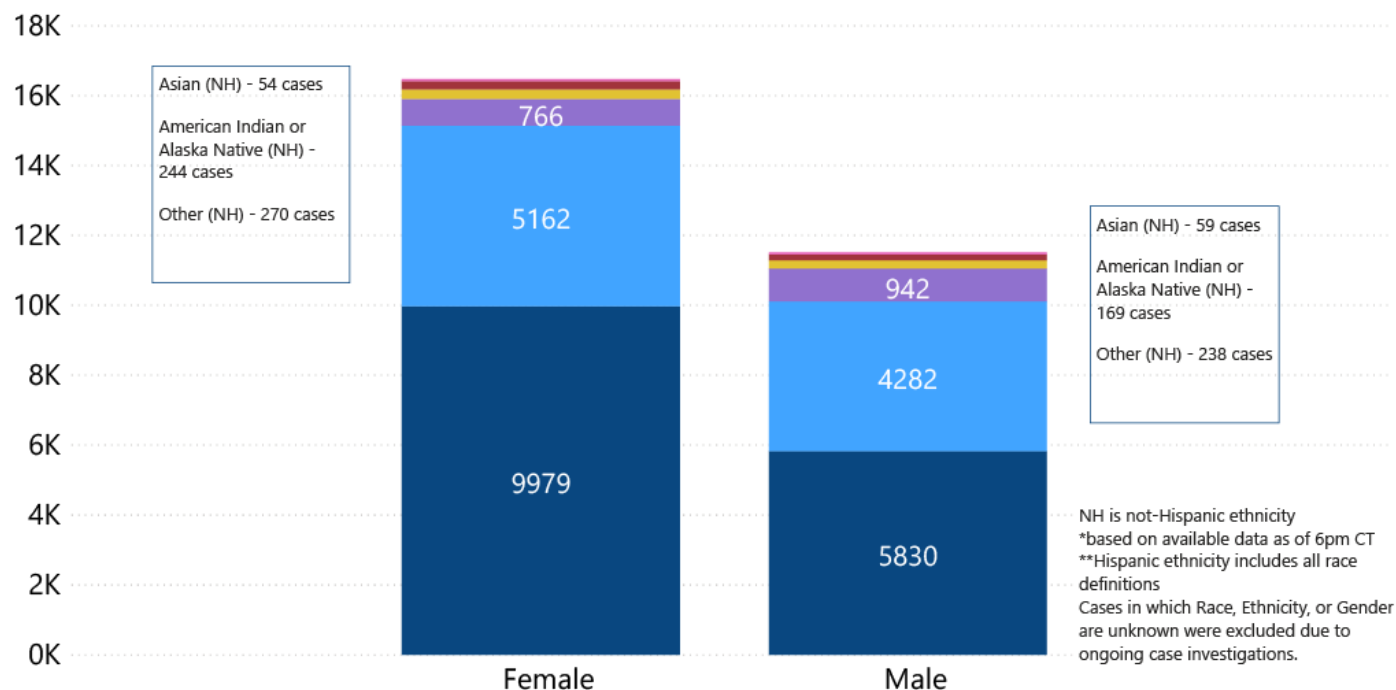
### COVID-19 Cumulative Hospitalizations-Investigated Cases July 15, 2020 \*



\* N=31,507 8,290 cases excluded due to ongoing investigations, based on available data as of 6 pm CT

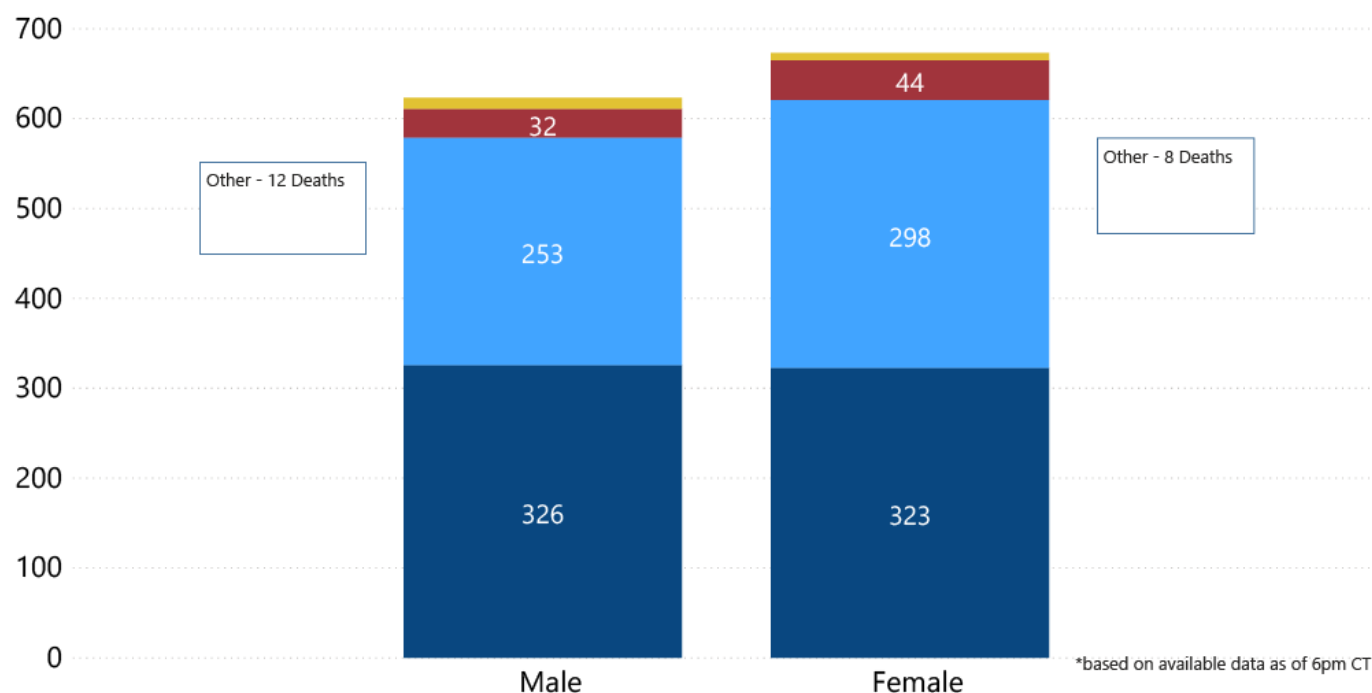
## COVID-19 Cases by Race/Ethnicity and Gender through July 15, 2020\*, Mississippi

**Race/Ethnicity** ● Black (NH) ● White (NH) ● Hispanic\*\* ● Other (NH) ● American Indian or Alaska Native (NH) ● Asian (NH)

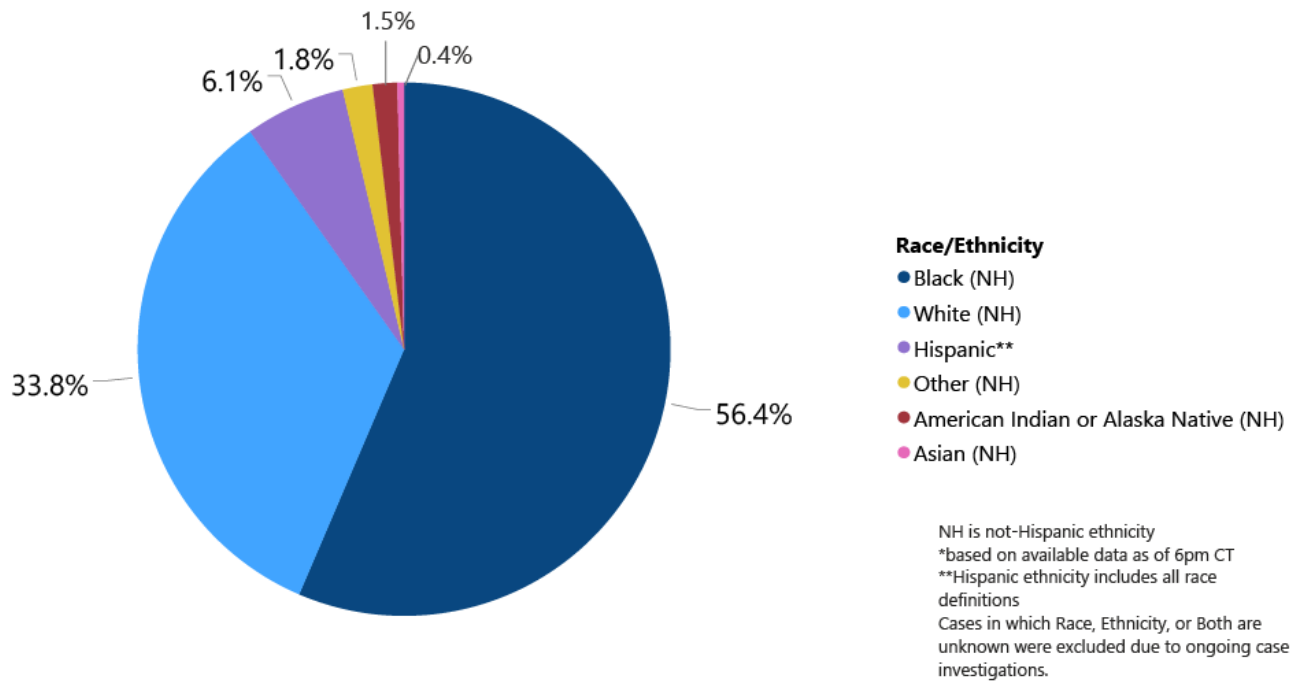


## COVID-19 Deaths by Race and Gender through July 15, 2020\*, Mississippi

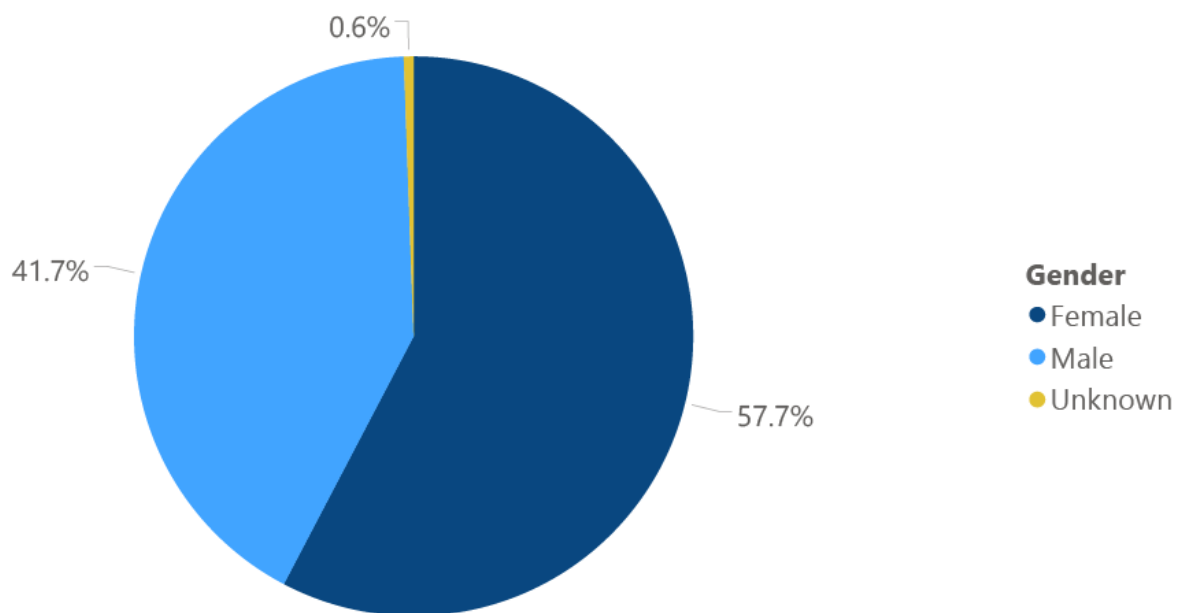
**Race** ● Black ● White ● American Indian or Alaska Native ● Other ● Asian



## COVID-19 Cases by Race/Ethnicity through July 15, 2020\*, Mississippi



## COVID-19 Cases by Gender through July 15, 2020\*, Mississippi



\*Based on available data as of 6pm CT

## Weekly High Case and High Incidence Counties

These weekly tables count cases based on the date of testing, not the date the test result was reported, and count only those cases where the date of testing is known.

They rank counties by weekly cases, and by incidence (cases proportional to population). A separate table ranking all counties is also available. **All tables updated weekly.**

### COVID-19 High Case MS Counties Over 1 Week Period (July 6-July 12, 2020\*)

County	Cases (July 6-July 12)	Cases per 100,000 (July 6-July 12)	Cases to Date	Cases per 100,000 Total	Percent Change
HINDS	279	117.7	3041	1282.7	10%
DESOTO	130	71.4	2009	1103.8	7%
RANKIN	122	79.3	1137	738.8	12%
MADISON	119	112.7	1508	1427.6	9%
HARRISON	109	52.7	1183	572.5	10%
GRENADA	98	465.4	625	2968.4	19%
SIMPSON	98	366.2	453	1693.0	28%
FORREST	76	101.3	1043	1390.0	8%
SUNFLOWER	66	256.5	505	1962.3	15%
LAMAR	57	91.3	584	935.2	11%
WASHINGTON	53	117.6	753	1671.0	8%
JACKSON	50	34.9	804	561.2	7%

\*based on available data as of 6pm CT

Cases based on test date. Cases without test date excluded due to ongoing investigations.

Table will be updated weekly.

### COVID-19 High Incidence MS Counties Over 1 Week Period (July 6-July 12, 2020\*)

County	Cases (July 6-July 12)	Cases per 100,000 (July 6-July 12)	Cases to Date	Cases per 100,000 Total	Percent Change
MONTGOMERY	49	488.9	186	1855.7	36%
GRENADA	98	465.4	625	2968.4	19%
SIMPSON	98	366.2	453	1693.0	28%
TALLAHATCHIE	43	307.4	197	1408.5	28%
SUNFLOWER	66	256.5	505	1962.3	15%
COVINGTON	48	254.6	450	2386.9	12%
JEFFERSON	17	239.2	137	1927.9	14%
WALTHALL	34	235.1	274	1894.2	14%
LEAKE	41	180.1	635	2789.6	7%
LAWRENCE	22	176.6	216	1734.2	11%
HOLMES	28	158.9	598	3393.5	5%
SCOTT	44	155.5	831	2937.7	6%

\*based on available data as of 6pm CT

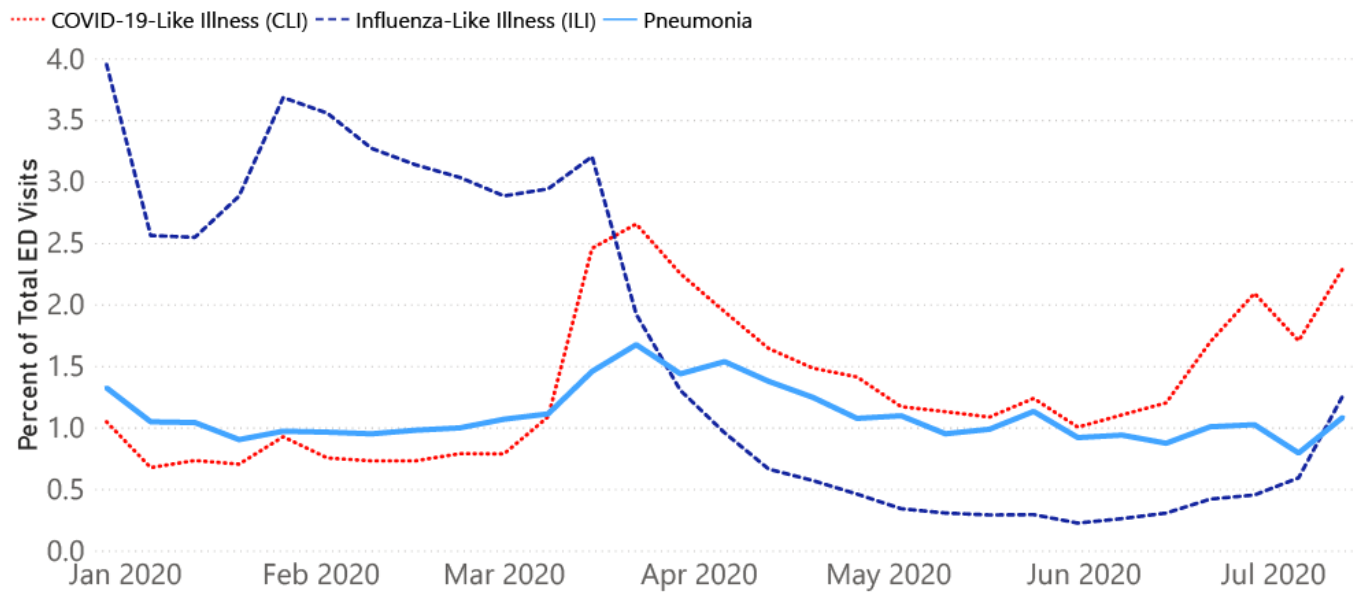
Cases based on test date. Cases without test date excluded due to ongoing investigations.

Table will be updated weekly.

## Syndromic Surveillance

Emergency department visits by those with symptoms characteristic of COVID-19, influenza and pneumonia, updated weekly.

## Percentage of Emergency Department and Clinic visits for CLI, ILI, and Pneumonia Cases Weekly Statewide Summary, December 29, 2019 - July 12, 2020



\*The graph represents syndromic surveillance data from emergency department visits, reported electronically by hospitals throughout the state, that are consistent with COVID-19-Like Illness (CLI), Influenza-Like Illness (ILI), and Pneumonia. Based on available data as of 6pm CT. Graph will be updated weekly.

## Estimated Recoveries

Presumed COVID-19 cases recovered, estimated weekly (does not include cases still under investigation).

### COVID-19 Presumed Recovered Cases through July 12, 2020, Mississippi

# 25,932

## Presumed Recovered\*

\*Reflects Provisional Estimates. Presumed Recovered if:

- 1) It has been 14 days or more since the case tested positive, if they were not hospitalized
- 2) It has been 21 days or more since the case tested positive, if they were hospitalized or hospitalization was unknown.

All deaths excluded. Presumed recovered counts will be updated weekly.

## U.S. and World Cases



- ▶ [COVID-19 cases in the United States \(CDC\)](#)
- ▶ [U.S. COVID-19 Tracker \(CDC\)](#)
- ▶ [COVID-19 Global Case Map \(Johns Hopkins University\)](#)

---

## COVID-19 Testing

### Statewide Combined Testing as of July 15

COVID-19 testing providers around the state include commercial laboratories as well as hospital labs. Combined with testing done by the MSDH Public Health Laboratory, the figures provide a complete picture of all Mississippi testing.

**PCR** testing detects current, active COVID-19 infection in an individual.

**Antibody** (serology) testing identifies individuals with past COVID-19 infection based on antibodies they develop one to three weeks after infection.

	Total tests	PCR	Antibody
MSDH Public Health Laboratory	66,087	66,087	0
Other testing providers	311,669	297,400	14,269
Total tests for COVID-19 statewide	<b>377,756</b>	<b>363,487</b>	<b>14,269</b>

### MSDH Individuals Tested as of July 15

MSDH Public Health Laboratory (MPHL) testing totals as of 3 p.m. These totals are for tests performed at the MPHL only.

- Total individuals tested by the MPHL: **55,068**
- Total positive individuals from MPHL tests: **5,171**

### Getting Tested for COVID-19

The MSDH Public Health Laboratory, its partners, and private providers are testing statewide for COVID-19.

Anyone with symptoms of fever, severe cough or severe chest pains – especially those who are older or in poor health – should make arrangements for testing with their doctor or one of the many healthcare providers now performing testing. Healthcare providers can assess your health history and symptoms, and perform testing for COVID-19 as needed. MSDH is also helping conduct free drive-up testing sites in many parts of the state. **Always call ahead to the testing provider for instructions on safely being examined before you visit for your test.**

- ▶ [Find a COVID-19 testing provider near you](#)

- ▶ [Video: A tour through COVID-19 testing at the MSDH Public Health Lab](#)

# Prevention and Guidance for Individuals and the Community

- ▶ [Preventive steps to take, recommendations, guidance and general information on COVID-19](#)

Subscribe to our free newsletter and health alerts:



Last reviewed on Mar 5,

2020

[error on this](#)

[email page](#)

[print](#)

## Related resources

- ▶ [Local COVID-19 Testing Providers](#)
- ▶ [COVID-19 Guidance and Prevention for Individuals and the Community](#)

Updated July 12, 2020

## More topics

- ▶ [\[ Espanol, Tieng Viet, ASL \]](#)
- ▶ [COVID-19 Cases and Deaths Data](#)
- ▶ [COVID-19 County Summaries](#)
- ▶ [Diagnostic Testing EUA](#)
- ▶ [Executive Orders](#)
- ▶ [Handouts and Posters](#)
- ▶ [Healthcare Professionals](#)
- ▶ [Interactive Map and Charts](#)
- ▶ [Prevention and Safety Guidance](#)
- ▶ [Testing for COVID-19](#)

COVID-19



# Keep your distance

Stay at least six feet apart from others in large groups.

[MORE PREVENTION TIPS](#)

## AGENCY

[About Us](#)

[Administration](#)

[Board of Health](#)

[County Offices](#)

[Institutional Review](#)

[Jobs](#)

[Locations](#)

[Public Health Laboratory](#)

[RFPs/Grants](#)

[More »](#)

[Intranet](#)  
[OHIT+ER Service Center](#)  
[Webmail](#)

#### **INFORMATION**

[Apps](#)  
[Calendar of Events](#)  
[Contact Us](#)  
[Meetings](#)  
[Health Resources](#)  
[Hotlines](#)  
[Locations](#)  
[News](#)  
[Newsletter](#)  
[Phone Numbers](#)  
[Español](#)

#### **I NEED A ...**

[Birth Certificate](#)  
[Certificate of Need](#)  
[Children's Health Insurance](#)  
[Complaint Form](#)  
[Criminal History Check](#)  
[Death Certificate](#)  
[Divorce Record](#)  
[Food Permit](#)  
[Immunization Record](#)  
[J-1 Visa](#)  
[License Verification](#)  
[Marriage Record](#)  
[Professional License](#)  
[Public Records Request](#)  
[Wastewater Application](#)

#### **PUBLICATIONS**

[Annual Report](#)  
[CON Weekly Reports](#)  
[Health Facilities Directory](#)  
[Mississippi Morbidity Reports](#)  
[Public Health Report](#)  
[State Health Plan](#)  
[Strategic Plan](#)

*[More »](#)*

