

Coronavirus Disease 2019 (COVID-19)

Updated July 17, 2020



The national Centers for Disease Control and Prevention (CDC) and the Mississippi State Department of Health continue to closely monitor the outbreak of respiratory illnesses caused by the novel (new) coronavirus COVID-19, and are working to limit the spread of cases nationally and in Mississippi. MSDH is actively working with doctors and hospitals to quickly identify cases and respond effectively to limit this outbreak.

New mask and social distancing requirements for selected counties

The following counties have been ordered by the Governor to observe limits on gathering sizes, in retail businesses, and to take other safety measures to control the high local rates of COVID-19:

- Claiborne, De Soto, Grenada , Harrison, Hinds, Jackson, Jefferson, Madison, Quitman, Rankin, Sunflower, Washington, Wayne

► [Full details](#)

Healthcare Professionals

Guidance and more →

- [MSDH guidances](#)
- [Specimens](#)
- [Lab dropoff](#)
- [CDC guidances](#)
- [MS-HAN Alerts](#)

[ALL HEALTHCARE](#)

Current Cases and Statistics

County and state data →

- [Current cases and deaths](#)
- [Data by county](#)
- [Map and charts](#)
- [Long-term care facilities](#)
- [Lab testing](#)
- [Recoveries](#)

Prevention, Safety and Testing

Personal and community →

- ▶ [Personal protection](#)
- ▶ [Businesses and workplace](#)
- ▶ [Community and events](#)
- ▶ [State agencies](#)
- ▶ [Find COVID-19 testing](#)
- ▶ [After you get tested](#)

[ALL PREVENTION](#)

Mississippi Coronavirus Hotline (7 days a week, 7 a.m.–7 p.m.): **877-978-6453**

Hard of hearing? Dial 711 for assistance.

General Information

- ▶ [Overview, questions and answers, handouts, and information in other languages](#)

COVID-19 in Mississippi

New Cases and Deaths as of July 16

NEW CASES

1,032

New COVID-19 positive test results reported to MSDH as of 6 p.m. yesterday.

NEW DEATHS

24

New COVID-19 related deaths reported to MSDH as of 6 p.m. yesterday.

County	Total
Grenada	1
Harrison	1
Hinds	3
Lamar	1
Madison	1
Monroe	2
Neshoba	1
Noxubee	1
Pike	1
Rankin	1
Scott	1
Sunflower	1
Tate	2

* **7** confirmed COVID-19 related deaths occurred between May 11 and July 7, identified from death certificate reports. The additional deaths were reported in the following counties:

County	Total
Coahoma	1
Copiah	1
Holmes	1
Neshoba	1
Simpson	1
Sunflower	1
Washington	1

LTC OUTBREAKS

140

Current outbreaks in long-term care facilities only. (One or more cases among staff or residents counts as an outbreak.)

About our case counts: We currently update our case totals each day based on test results from the previous day. Outside laboratories also report positive test results to us, which are included in our totals. Repeated tests for the same individual are counted only once. County case numbers and deaths may change as investigation finds new or additional information.

County COVID-19 Data

► [Total COVID-19 cases and deaths by county, race and ethnicity](#) PDF

Current and past data tables, updated daily

► **NEW:** [Weekly COVID-19 trends and summaries for Mississippi counties](#)

Selected statistics and trends for each Mississippi county, updated weekly

Cumulative Cases and Deaths by County

Totals of all reported COVID-19 cases for 2020, including those in long-term care (LTC) facilities.

County	Total Cases	Total Deaths	Total LTC Facility Cases	Total LTC Facility Deaths
Adams	401	21	44	11
Alcorn	136	2	1	1
Amite	131	3	13	2
Attala	405	24	89	19
Benton	67	0	1	0
Bolivar	524	18	42	6
Calhoun	202	5	23	4
Carroll	200	11	45	9
Chickasaw	337	19	35	11
Choctaw	82	4	0	0
Claiborne	328	12	43	9
Clarke	250	25	19	9
Clay	285	12	2	1
Coahoma	276	7	1	0
Copiah	713	18	30	3
Covington	487	5	3	0
Desoto	2220	20	23	5
Forrest	1162	45	96	29
Franklin	67	2	3	1
George	154	3	1	0
Greene	139	10	34	6
Grenada	678	14	52	8
Hancock	180	14	8	4
Harrison	1370	18	103	10
Hinds	3418	66	157	24
Holmes	639	43	98	20
Humphreys	192	10	18	6
Issaquena	12	1	0	0
Itawamba	177	8	34	7
Jackson	900	20	48	6
Total	40,829	1,332	3,122	642

County	Total Cases	Total Deaths	Total LTC Facility Cases	Total LTC Facility Deaths
Jasper	307	6	1	0
Jefferson	142	3	3	0
Jefferson Davis	137	4	3	1
Jones	1302	52	159	35
Kemper	190	14	38	9
Lafayette	560	4	42	1
Lamar	702	8	3	2
Lauderdale	1024	83	203	54
Lawrence	225	2	0	0
Leake	675	20	3	0
Lee	728	23	67	15
Leflore	612	56	183	41
Lincoln	570	36	115	27
Lowndes	608	17	34	8
Madison	1657	43	143	20
Marion	381	12	16	2
Marshall	334	4	12	1
Monroe	506	42	122	35
Montgomery	209	3	0	0
Neshoba	1071	81	108	32
Newton	408	11	6	2
Noxubee	297	10	15	3
Oktibbeha	662	28	132	18
Panola	551	6	3	1
Pearl River	346	32	50	12
Perry	111	4	0	0
Pike	562	25	47	12
Pontotoc	448	6	3	1
Prentiss	155	6	24	3
Quitman	116	1	0	0
Rankin	1322	21	61	7
Scott	848	16	15	3
Sharkey	58	0	1	0
Total	40,829	1,332	3,122	642

County	Total Cases	Total Deaths	Total LTC Facility Cases	Total LTC Facility Deaths
Simpson	495	4	3	0
Smith	273	12	52	8
Stone	94	2	2	1
Sunflower	614	11	1	0
Tallahatchie	260	4	3	1
Tate	447	16	28	9
Tippah	180	11	0	0
Tishomingo	142	1	2	0
Tunica	139	3	12	2
Union	307	11	20	8
Walthall	310	10	49	4
Warren	671	22	40	9
Washington	918	17	27	5
Wayne	606	20	53	8
Webster	142	11	52	10
Wilkinson	111	9	5	2
Winston	336	13	40	10
Yalobusha	231	9	35	7
Yazoo	597	7	20	2
Total	40,829	1,332	3,122	642

The numbers in this table are provisional. County case numbers and deaths may change as investigation finds new or additional information about residence.

Case Classifications

Mississippi investigates and reports both probable and confirmed cases and deaths according to the [CSTE case definition](#).

	Confirmed	Probable	Total
Cases	40,358	471	40,829
Deaths	1,303	29	1,332

Confirmed cases and deaths are generally determined by positive PCR tests, which detect the presence of ongoing coronavirus infection.

Probable cases are those who test positive by other testing methods such as antibody or antigen, and have recent symptoms consistent with COVID-19, indicating a recent infection.

Probable deaths are those individuals with a designation of COVID-19 as a cause of death on the death certificate, but where no confirmatory testing was performed.

Long-Term Care Facility Cases and Outbreaks

Long-term care (LTC) facilities like nursing homes are considered high risk locations because their residents are older or in poor health. Even one case of COVID-19 in these facilities among residents or employees is considered an outbreak. We investigate residents, staff and close contacts of infected individuals for possible exposure. Residential care facilities also represent group living facilities where COVID-19 can be easily spread.

► [Mississippi COVID-19 cases and deaths in long-term care facilities](#) PDF

Long-term care facilities include nursing homes, personal care homes, assisted living homes, and intermediate care facilities for individuals with intellectual disability (ICF-IID)

► [Mississippi COVID-19 cases and deaths in residential care facilities](#) PDF

Residential care facilities include psychiatric or chemical dependency residential treatment centers and long-term acute care facilities.

Active Outbreaks

The table of active outbreaks lists all facilities that have reported a current COVID-19 outbreak. Resident and employee totals are for those cases associated with the current outbreak **only**. The reported deaths are those which have occurred only among the cases in the current outbreak.

► [Mississippi long-term care facilities with active COVID-19 outbreaks](#) PDF

July 9, 2020

Mississippi COVID-19 Map and Charts

Data Summaries as of July 16

Our state case map and other data charts are also available in interactive form.

► [View interactive map](#)

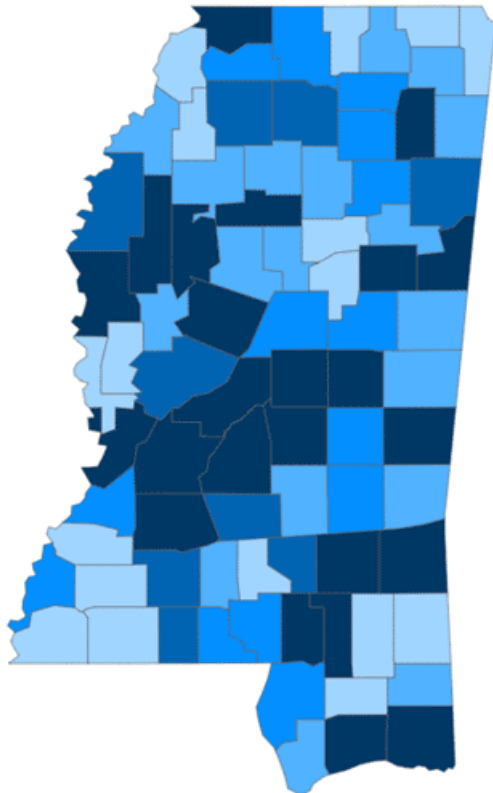
► [View interactive epidemiological trend and syndromic surveillance](#)

► [View interactive hospitalization chart](#)

The charts below are based on available data at the time of publication. Charts do **not** include cases where insufficient details of the case are known.

Mississippi COVID-19
Cases and Deaths by Race with Ethnicity
as of 6 pm CT, July 16, 2020

Total Cases
40,829



● 1 to 150 ● 151 to 300 ● 301 to 450 ● 451 to 600 ● >600

	American Indian or Alaska Native	Asian	Black	White	Other	Unknown
Non Hispanic	418	116	16,090	9,769	520	151
Hispanic	11	4	55	441	1,175	42
Unknown Ethnicity	734	13	2,693	1,948	2,306	4,343

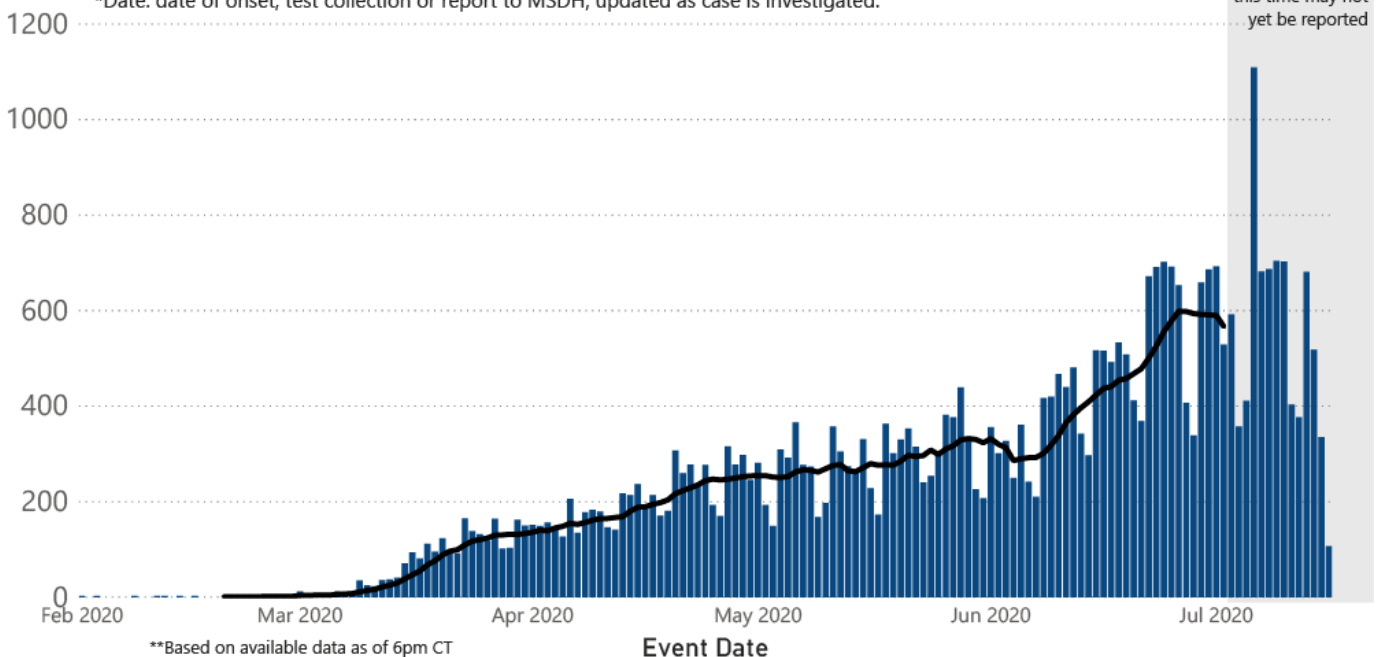
Total Deaths
1,332

	American Indian or Alaska Native	Asian	Black	White	Other	Unknown
Non Hispanic	58	0	637	513	3	0
Hispanic	1	0	1	11	9	1
Unknown Ethnicity	18	0	26	36	8	10

COVID-19 Cases by Date* through July 16, 2020**, Mississippi

● Cases — 7 Day Average

*Date: date of onset, test collection or report to MSDH; updated as case is investigated.



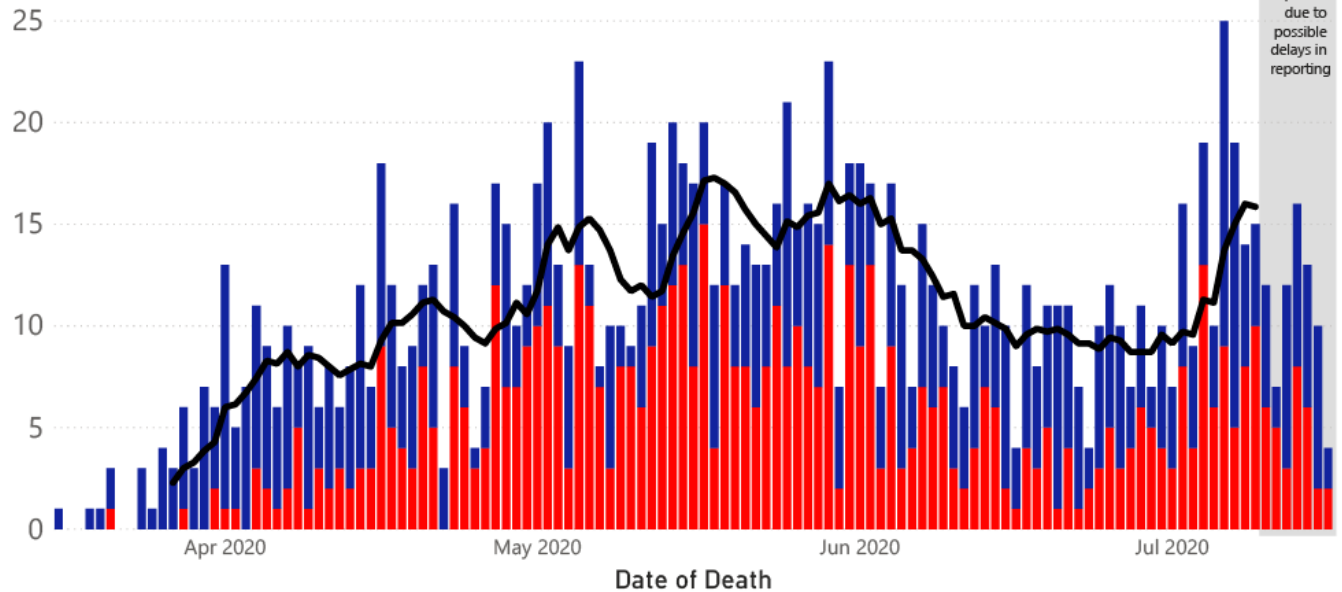
Note: Values up to two weeks in the past on the Date of Illness Onset chart above can change as we update it with new information from disease investigation.

COVID-19 LTCF* and Non-LTCF Deaths by Date of Death through July 16, 2020**, Mississippi

● Resident of LTCF Deaths ● Non-Resident of LTCF Deaths — 7 Day Average

30 *LTCF is Long Term Care Facility and includes Nursing Homes, ICF-IID, Assisted Living, and Personal Care Homes

**based on available data as of 6pm CT

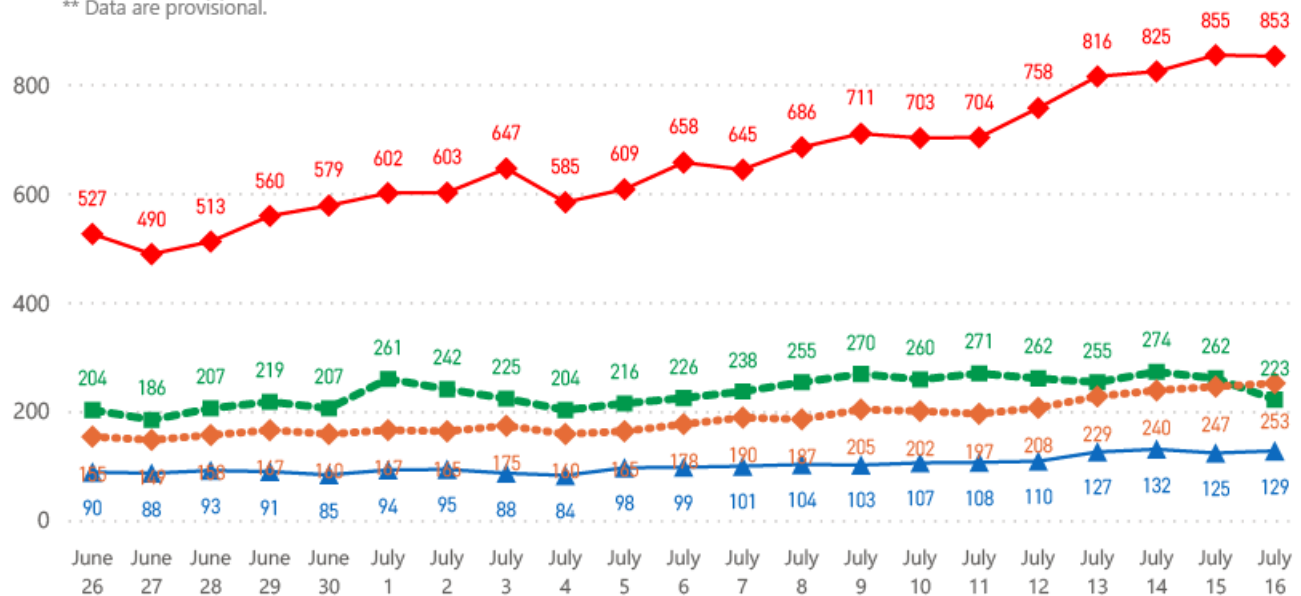


COVID-19 Hospitalizations Reported by MS Hospitals, 6/26/20-7/16/20 **, **

◆ Patients with Confirmed Infection ■ Patients with Suspected Infection ◆ Patients in an ICU ▲ Patients on Ventilators

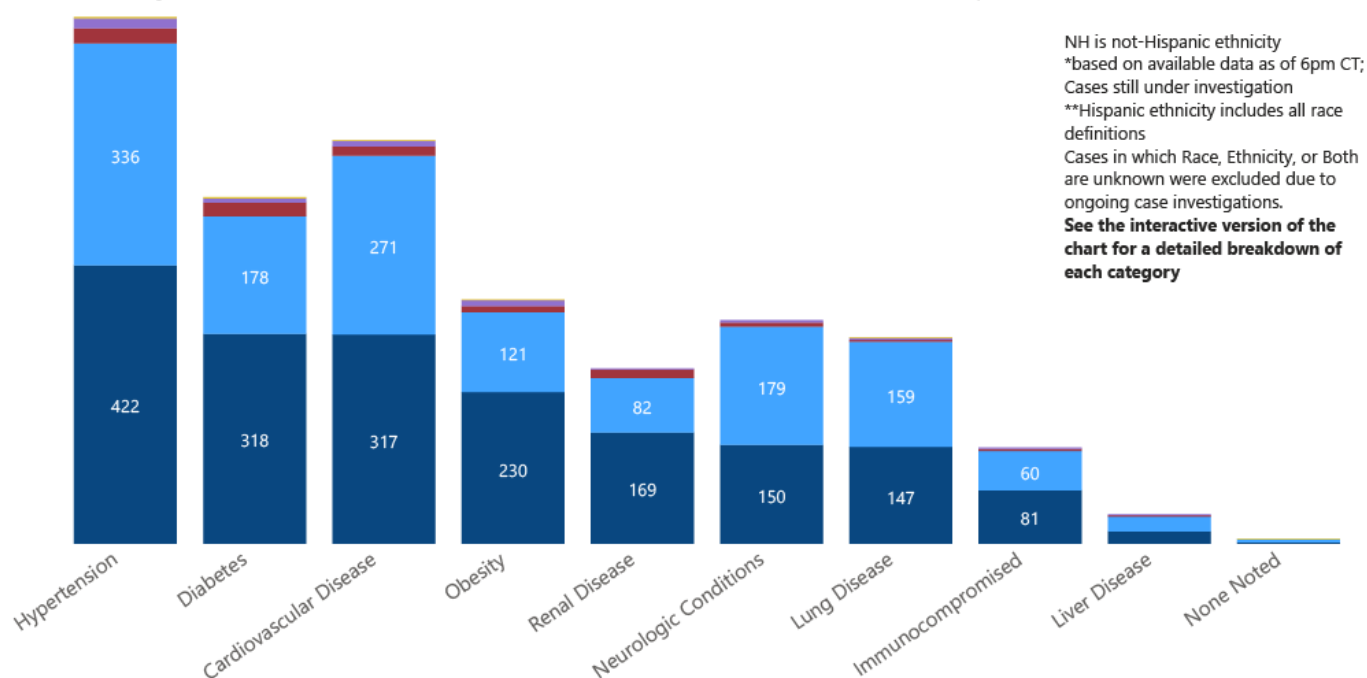
1000 *. Patients in ICU and on ventilators are COVID-19 confirmed.

** Data are provisional.

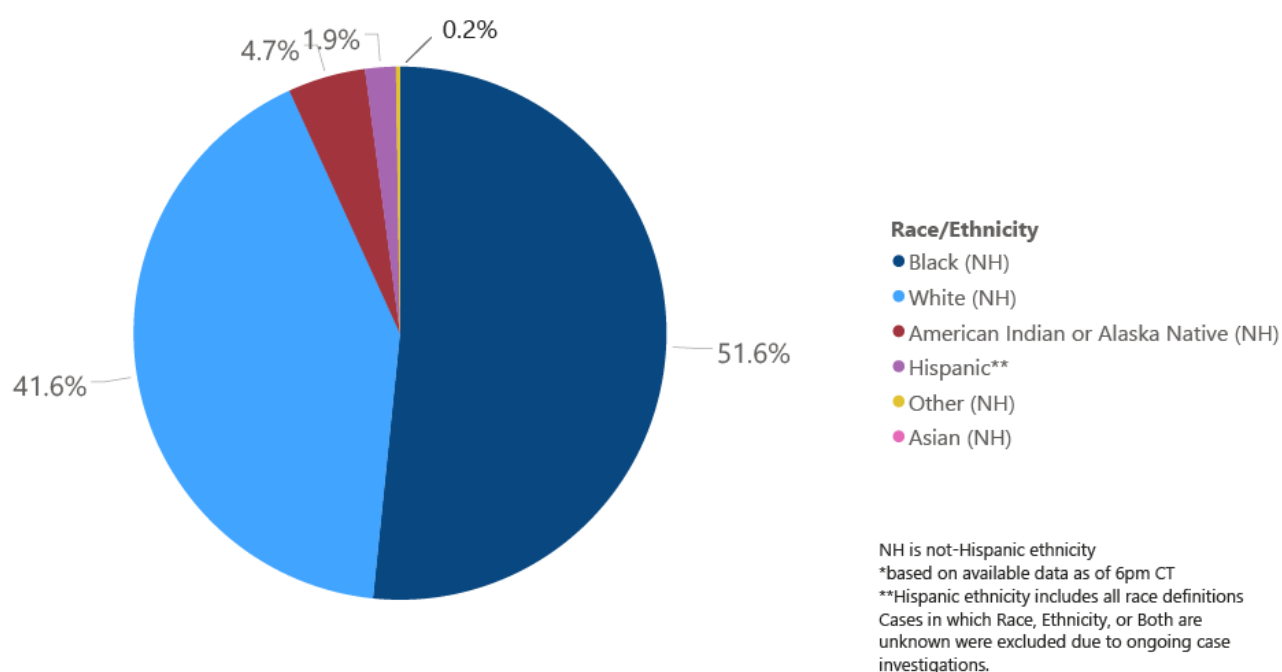


COVID-19 Underlying Conditions in Deaths by Race/Ethnicity through July 16, 2020*, Mississippi

Race/Ethnicity ● Black (NH) ● White (NH) ● American Indian or Alaska Native (NH) ● Hispanic** ● Other (NH) ● Asian (NH)

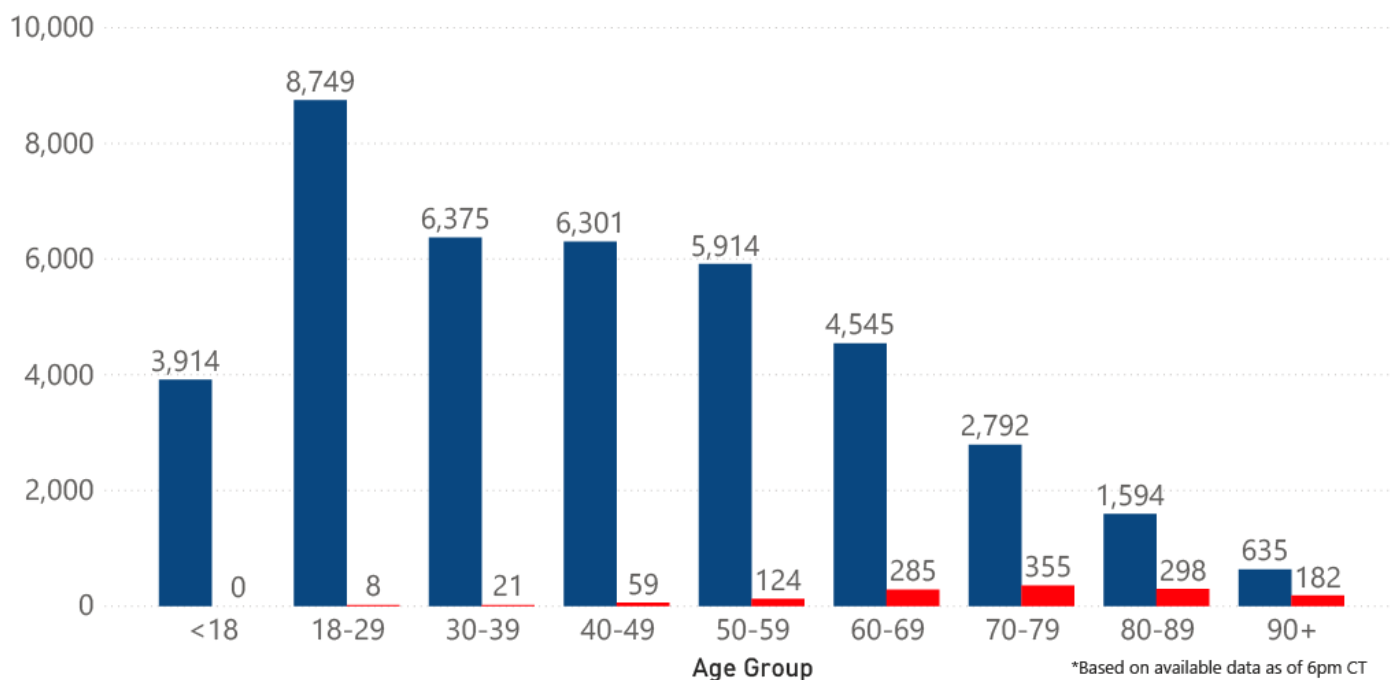


COVID-19 Deaths by Race/Ethnicity through July 16, 2020*, Mississippi

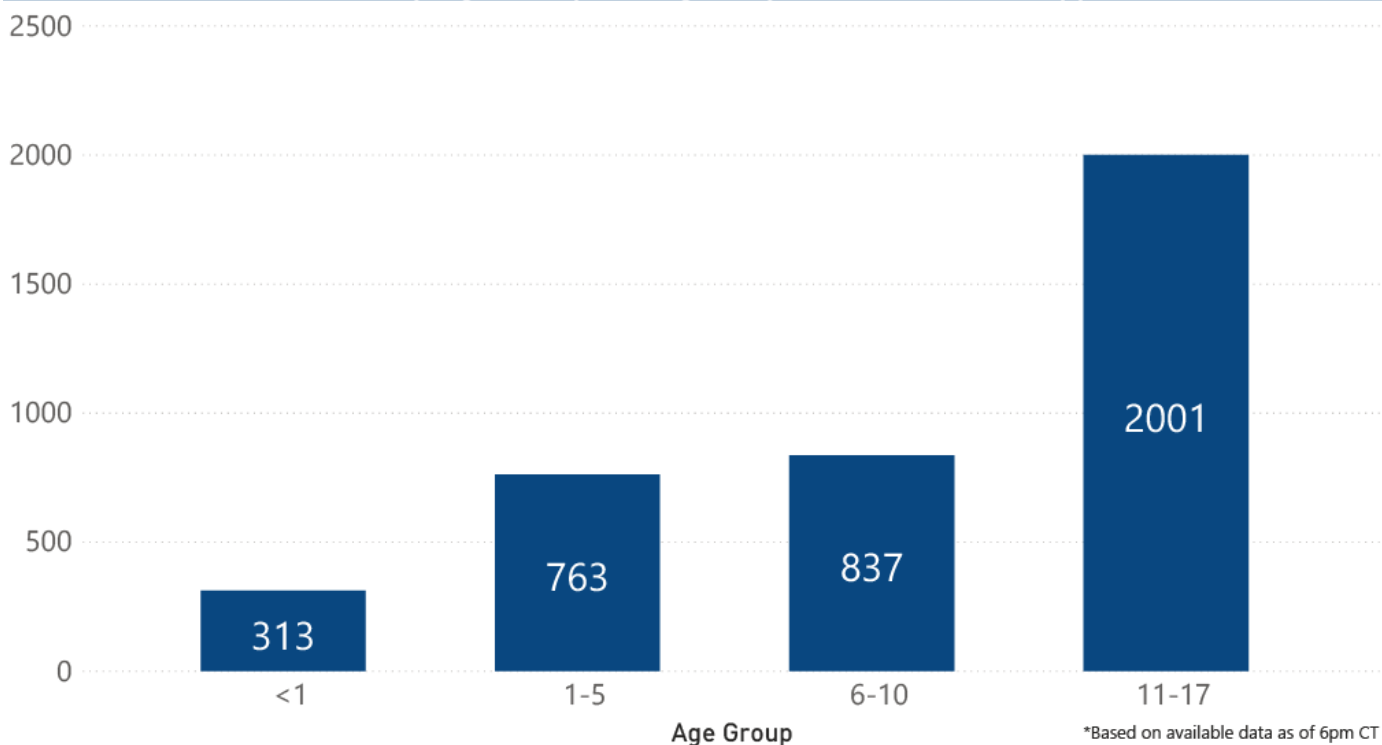


COVID-19 Cases and Deaths by Age Group through July 16, 2020*, Mississippi

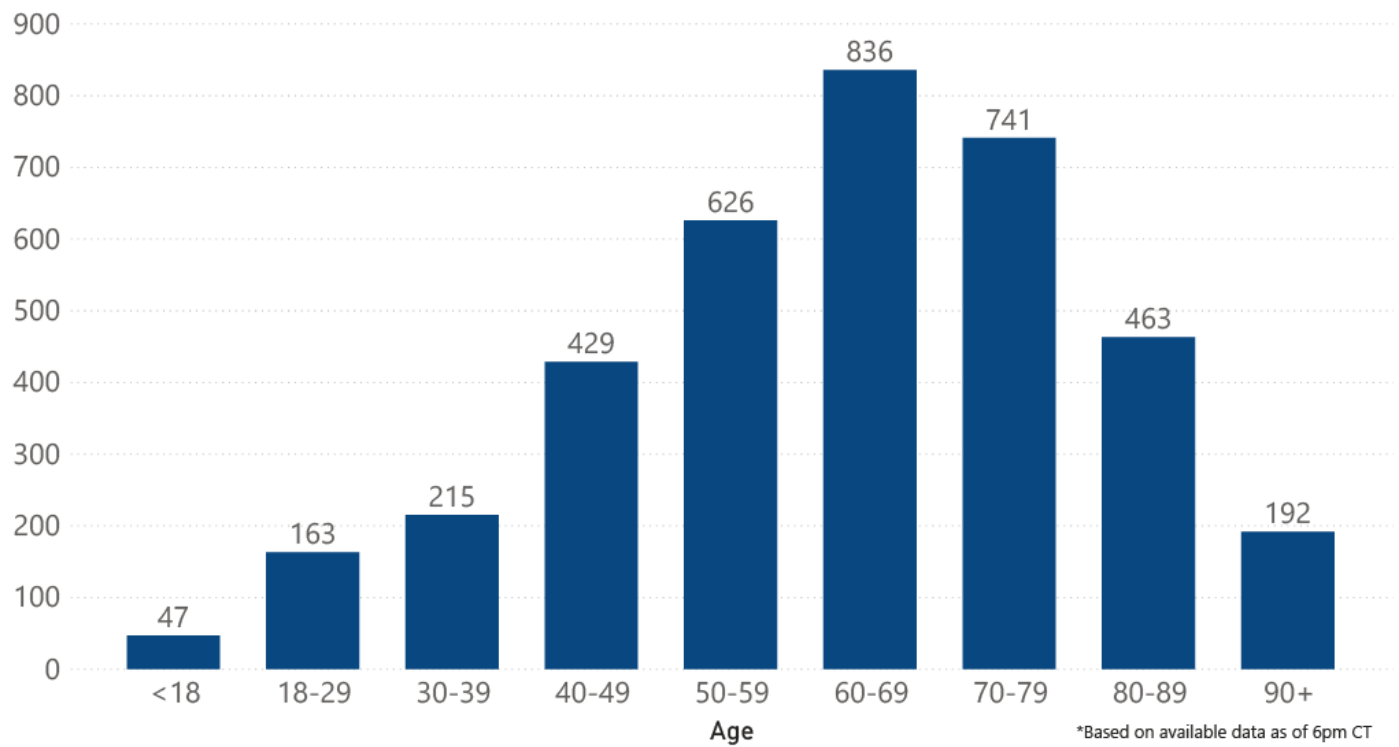
● Cases ● Deaths



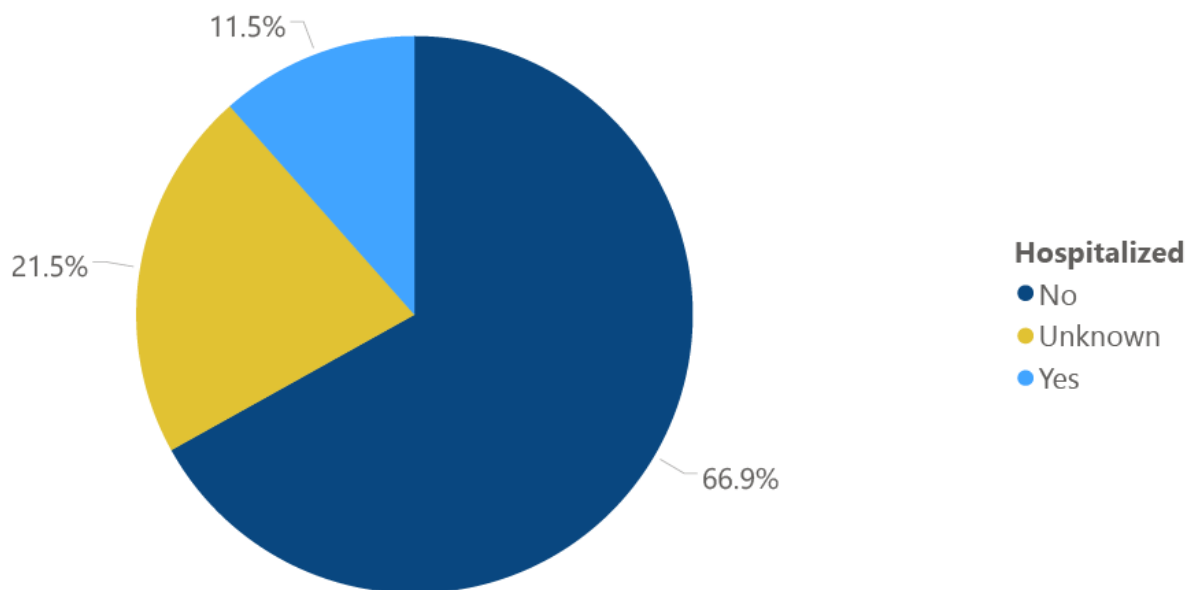
COVID-19 Pediatric Cases by Age Group through July 16, 2020*, Mississippi



COVID-19 Hospitalized Cases by Age through July 16, 2020*, Mississippi



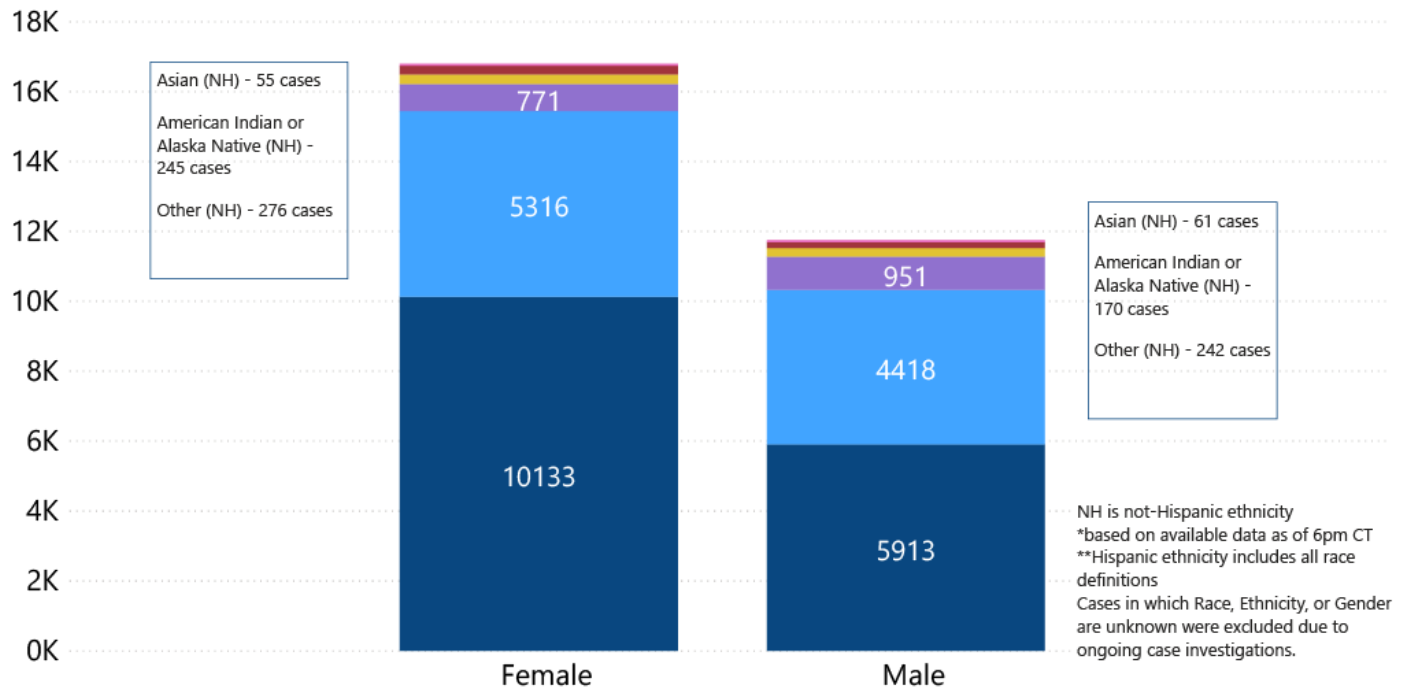
COVID-19 Cumulative Hospitalizations-Investigated Cases July 16, 2020 *



* N=32,171 8,658 cases excluded due to ongoing investigations, based on available data as of 6 pm CT

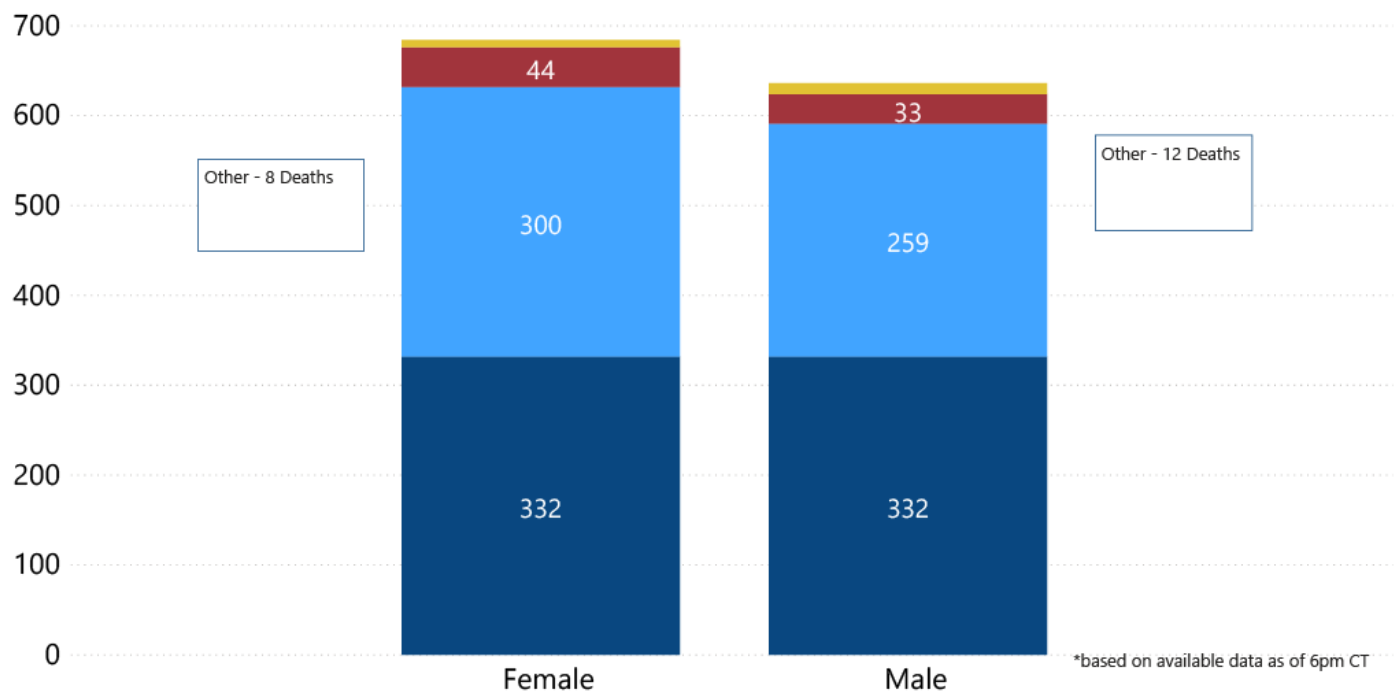
COVID-19 Cases by Race/Ethnicity and Gender through July 16, 2020*, Mississippi

Race/Ethnicity ● Black (NH) ● White (NH) ● Hispanic** ● Other (NH) ● American Indian or Alaska Native (NH) ● Asian (NH)

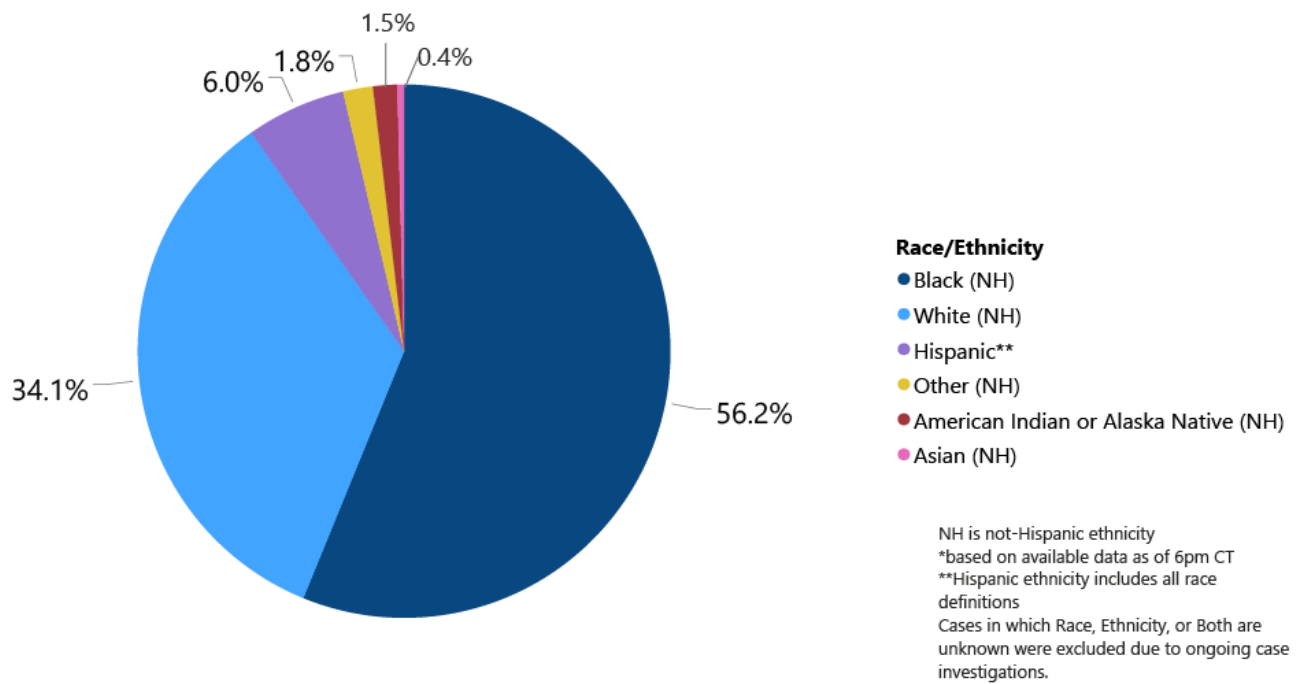


COVID-19 Deaths by Race and Gender through July 16, 2020*, Mississippi

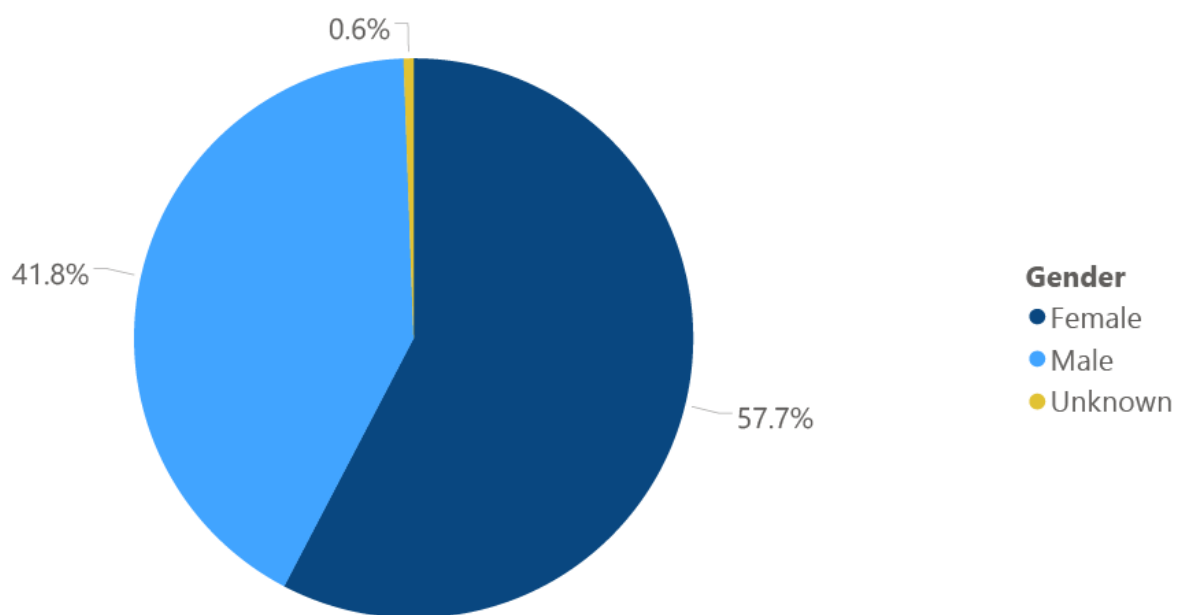
Race ● Black ● White ● American Indian or Alaska Native ● Other ● Asian



COVID-19 Cases by Race/Ethnicity through July 16, 2020*, Mississippi



COVID-19 Cases by Gender through July 16, 2020*, Mississippi



*Based on available data as of 6pm CT

Weekly High Case and High Incidence Counties

These weekly tables count cases based on the date of testing, not the date the test result was reported, and count only those cases where the date of testing is known.

They rank counties by weekly cases, and by incidence (cases proportional to population). A separate table ranking all counties is also available. **All tables updated weekly.**

COVID-19 High Case MS Counties Over 1 Week Period (July 6-July 12, 2020*)

County	Cases (July 6-July 12)	Cases per 100,000 (July 6-July 12)	Cases to Date	Cases per 100,000 Total	Percent Change
HINDS	279	117.7	3041	1282.7	10%
DESOTO	130	71.4	2009	1103.8	7%
RANKIN	122	79.3	1137	738.8	12%
MADISON	119	112.7	1508	1427.6	9%
HARRISON	109	52.7	1183	572.5	10%
GRENADA	98	465.4	625	2968.4	19%
SIMPSON	98	366.2	453	1693.0	28%
FORREST	76	101.3	1043	1390.0	8%
SUNFLOWER	66	256.5	505	1962.3	15%
LAMAR	57	91.3	584	935.2	11%
WASHINGTON	53	117.6	753	1671.0	8%
JACKSON	50	34.9	804	561.2	7%

*based on available data as of 6pm CT

Cases based on test date. Cases without test date excluded due to ongoing investigations.

Table will be updated weekly.

COVID-19 High Incidence MS Counties Over 1 Week Period (July 6-July 12, 2020*)

County	Cases (July 6-July 12)	Cases per 100,000 (July 6-July 12)	Cases to Date	Cases per 100,000 Total	Percent Change
MONTGOMERY	49	488.9	186	1855.7	36%
GRENADA	98	465.4	625	2968.4	19%
SIMPSON	98	366.2	453	1693.0	28%
TALLAHATCHIE	43	307.4	197	1408.5	28%
SUNFLOWER	66	256.5	505	1962.3	15%
COVINGTON	48	254.6	450	2386.9	12%
JEFFERSON	17	239.2	137	1927.9	14%
WALTHALL	34	235.1	274	1894.2	14%
LEAKE	41	180.1	635	2789.6	7%
LAWRENCE	22	176.6	216	1734.2	11%
HOLMES	28	158.9	598	3393.5	5%
SCOTT	44	155.5	831	2937.7	6%

*based on available data as of 6pm CT

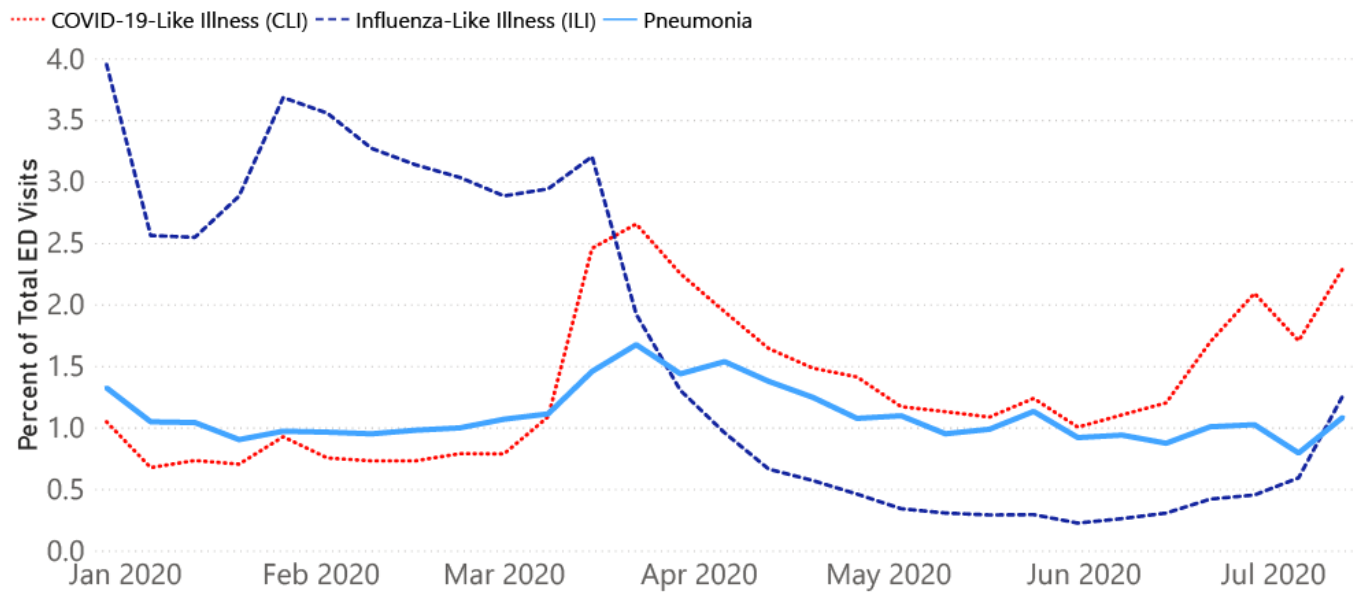
Cases based on test date. Cases without test date excluded due to ongoing investigations.

Table will be updated weekly.

Syndromic Surveillance

Emergency department visits by those with symptoms characteristic of COVID-19, influenza and pneumonia, updated weekly.

Percentage of Emergency Department and Clinic visits for CLI, ILI, and Pneumonia Cases Weekly Statewide Summary, December 29, 2019 - July 12, 2020



*The graph represents syndromic surveillance data from emergency department visits, reported electronically by hospitals throughout the state, that are consistent with COVID-19-Like Illness (CLI), Influenza-Like Illness (ILI), and Pneumonia. Based on available data as of 6pm CT. Graph will be updated weekly.

Estimated Recoveries

Presumed COVID-19 cases recovered, estimated weekly (does not include cases still under investigation).

COVID-19 Presumed Recovered Cases through July 12, 2020, Mississippi

25,932
Presumed Recovered*

*Reflects Provisional Estimates. Presumed Recovered if:

- 1) It has been 14 days or more since the case tested positive, if they were not hospitalized
- 2) It has been 21 days or more since the case tested positive, if they were hospitalized or hospitalization was unknown.

All deaths excluded. Presumed recovered counts will be updated weekly.

U.S. and World Cases

- ▶ [COVID-19 cases in the United States \(CDC\)](#)
- ▶ [U.S. COVID-19 Tracker \(CDC\)](#)
- ▶ [COVID-19 Global Case Map \(Johns Hopkins University\)](#)

COVID-19 Testing

Statewide Combined Testing as of July 16

COVID-19 testing providers around the state include commercial laboratories as well as hospital labs. Combined with testing done by the MSDH Public Health Laboratory, the figures provide a complete picture of all Mississippi testing.

PCR testing detects current, active COVID-19 infection in an individual.

Antibody (serology) testing identifies individuals with past COVID-19 infection based on antibodies they develop one to three weeks after infection.

	Total tests	PCR	Antibody
MSDH Public Health Laboratory	67,355	67,355	0
Other testing providers	318,022	303,638	14,384
Total tests for COVID-19 statewide	385,377	370,993	14,384

MSDH Individuals Tested as of July 16

MSDH Public Health Laboratory (MPHL) testing totals as of 3 p.m. These totals are for tests performed at the MPHL only.

- Total individuals tested by the MPHL: **56,818**
- Total positive individuals from MPHL tests: **5,519**

Getting Tested for COVID-19

The MSDH Public Health Laboratory, its partners, and private providers are testing statewide for COVID-19.

Anyone with symptoms of fever, severe cough or severe chest pains – especially those who are older or in poor health – should make arrangements for testing with their doctor or one of the many healthcare providers now performing testing. Healthcare providers can assess your health history and symptoms, and perform testing for COVID-19 as needed. MSDH is also helping conduct free drive-up testing sites in many parts of the state. **Always call ahead to the testing provider for instructions on safely being examined before you visit for your test.**

- ▶ [Find a COVID-19 testing provider near you](#)

- ▶ [Video: A tour through COVID-19 testing at the MSDH Public Health Lab](#)

Prevention and Guidance for Individuals and the Community

- ▶ [Preventive steps to take, recommendations, guidance and general information on COVID-19](#)

Our free newsletter includes monthly disease updates:



Last reviewed on Mar 5,

2020

[error on this](#)

[email page](#)

[print](#)

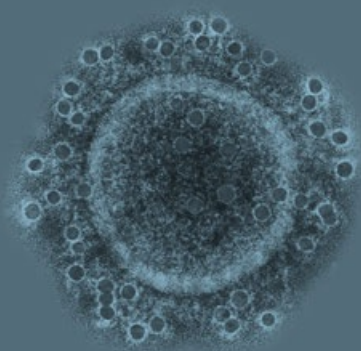
Related resources

- ▶ [Local COVID-19 Testing Providers](#)
- ▶ [COVID-19 Guidance and Prevention for Individuals and the Community](#)

Updated July 12, 2020

More topics

- ▶ [\[Espanol, Tieng Viet, ASL \]](#)
- ▶ [COVID-19 Cases and Deaths Data](#)
- ▶ [COVID-19 County Summaries](#)
- ▶ [Diagnostic Testing EUA](#)
- ▶ [Executive Orders](#)
- ▶ [Handouts and Posters](#)
- ▶ [Healthcare Professionals](#)
- ▶ [Interactive Map and Charts](#)
- ▶ [Prevention and Safety Guidance](#)
- ▶ [Testing for COVID-19](#)



Coronavirus COVID-19

Prevention
Healthcare guidance
Surveillance

[FULL INFORMATION](#)

AGENCY

[About Us](#)

[Administration](#)

[Board of Health](#)

[County Offices](#)

[Institutional Review](#)

[Jobs](#)

[Locations](#)

[Public Health Laboratory](#)

[RFPs/Grants](#)

[More »](#)

[Intranet](#)
[OHIT+ER Service Center](#)
[Webmail](#)

INFORMATION

[Apps](#)
[Calendar of Events](#)
[Contact Us](#)
[Meetings](#)
[Health Resources](#)
[Hotlines](#)
[Locations](#)
[News](#)
[Newsletter](#)
[Phone Numbers](#)
[Español](#)

I NEED A ...

[Birth Certificate](#)
[Certificate of Need](#)
[Children's Health Insurance](#)
[Complaint Form](#)
[Criminal History Check](#)
[Death Certificate](#)
[Divorce Record](#)
[Food Permit](#)
[Immunization Record](#)
[J-1 Visa](#)
[License Verification](#)
[Marriage Record](#)
[Professional License](#)
[Public Records Request](#)
[Wastewater Application](#)

PUBLICATIONS

[Annual Report](#)
[CON Weekly Reports](#)
[Health Facilities Directory](#)
[Mississippi Morbidity Reports](#)
[Public Health Report](#)
[State Health Plan](#)
[Strategic Plan](#)

[More »](#)

