

Coronavirus Disease 2019 (COVID-19)

Updated July 19, 2020



The national Centers for Disease Control and Prevention (CDC) and the Mississippi State Department of Health continue to closely monitor the outbreak of respiratory illnesses caused by the novel (new) coronavirus COVID-19, and are working to limit the spread of cases nationally and in Mississippi. MSDH is actively working with doctors and hospitals to quickly identify cases and respond effectively to limit this outbreak.

Current mask and social distancing requirements for selected counties

The following counties have been ordered by the Governor to observe limits on gathering sizes, in retail businesses, and to take other safety measures to control the high local rates of COVID-19:

- Claiborne, De Soto, Grenada , Harrison, Hinds, Jackson, Jefferson, Madison, Quitman, Rankin, Sunflower, Washington, Wayne

► [Full details](#)

Healthcare Professionals

Guidance and more →

- [MSDH guidances](#)
- [Specimens](#)
- [Lab dropoff](#)
- [CDC guidances](#)
- [MS-HAN Alerts](#)

[ALL HEALTHCARE](#)

Current Cases and Statistics

County and state data →

- [Current cases and deaths](#)
- [Data by county](#)
- [Data charts and map](#)
- [Long-term care facilities](#)
- [Lab testing](#)
- [Recoveries](#)

Prevention, Safety and Testing

Personal and community →

- ▶ [Personal protection](#)
- ▶ [Businesses and workplace](#)
- ▶ [Community and events](#)
- ▶ [State agencies](#)
- ▶ [Find COVID-19 testing](#)
- ▶ [After you get tested](#)

[ALL PREVENTION](#)

Mississippi Coronavirus Hotline (7 days a week, 7 a.m.–7 p.m.): **877-978-6453**

Hard of hearing? Dial 711 for assistance.

General Information

- ▶ [Overview, questions and answers, handouts, and information in other languages](#)

COVID-19 in Mississippi

New Cases and Deaths as of July 18

NEW CASES

792

New COVID-19 positive test results reported to MSDH as of 6 p.m. yesterday.

NEW DEATHS

10

New COVID-19 related deaths reported to MSDH as of 6 p.m. yesterday.

County	Total
Adams	1
Copiah	1
Grenada	1
Hinds	1
Jackson	1
Jones	1
Lincoln	1
Rankin	1
Tate	1
Washington	1

LTC OUTBREAKS

140

Current outbreaks in long-term care facilities only. (One or more cases among staff or residents counts as an outbreak.)

About our case counts: We currently update our case totals each day based on test results from the previous day. Outside laboratories also report positive test results to us, which are included in our totals. Repeated tests for the same individual are counted only once. County case numbers and deaths may change as investigation finds new or additional information.

County COVID-19 Data

Race and Ethnicity

- [Total COVID-19 cases and deaths by county, race and ethnicity](#) PDF
Current and past data tables, updated daily

Case Summaries and Cases per Day

- **NEW:** [Weekly COVID-19 trends and summaries for Mississippi counties](#)
Selected statistics and trends for each Mississippi county, updated weekly

High Cases and Incidence

- [Mississippi counties ranked by weekly cases and incidence](#)

Cumulative Cases and Deaths by County

Totals of all reported COVID-19 cases for 2020, including those in long-term care (LTC) facilities.

The numbers in this table are provisional. County case numbers and deaths may change as investigation finds new or additional information. The data provided below is the most current available.

County	Total Cases	Total Deaths
Adams	408	22
Alcorn	148	2
Amite	136	4
Attala	404	23
Benton	77	0
Bolivar	550	18
Calhoun	241	5
Carroll	218	11
Chickasaw	330	19
Choctaw	89	4
Claiborne	336	11
Clarke	250	25
Clay	294	12
Coahoma	410	7
Copiah	731	20
Covington	463	6
Desoto	2347	20
Forrest	1161	45
Franklin	63	2
George	163	3
Greene	154	10
Grenada	695	15
Hancock	190	14
Harrison	1387	18
Hinds	3579	70
Holmes	631	43
Humphreys	203	10
Issaquena	14	1
Itawamba	184	8
Jackson	1081	21
Jasper	287	6
Jefferson	141	3
Total	42,638	1,355

County	Total Cases	Total Deaths
Jefferson Davis	150	4
Jones	1346	53
Kemper	194	15
Lafayette	586	4
Lamar	772	8
Lauderdale	1075	83
Lawrence	207	2
Leake	677	21
Lee	768	24
Leflore	632	56
Lincoln	593	36
Lowndes	639	17
Madison	1691	44
Marion	398	12
Marshall	375	4
Monroe	511	43
Montgomery	219	3
Neshoba	1074	81
Newton	435	10
Noxubee	306	10
Oktibbeha	688	27 *
Panola	565	6
Pearl River	363	32
Perry	110	5
Pike	582	25
Pontotoc	478	6
Prentiss	178	6
Quitman	123	1
Rankin	1415	22
Scott	873	16
Sharkey	64	0
Simpson	522	5
Total	42,638	1,355

County	Total Cases	Total Deaths
Smith	301	12
Stone	100	2
Sunflower	633	11
Tallahatchie	290	4
Tate	460	18
Tippah	190	11
Tishomingo	155	1
Tunica	146	3
Union	323	11
Walthall	345	12
Warren	690	22
Washington	953	18
Wayne	622	20
Webster	141	11
Wilkinson	121	11
Winston	348	13
Yalobusha	236	9
Yazoo	610	7
Total	42,638	1,355

* **Note:** A duplicate death report in Oktibbeha County has been corrected today.

Case Classifications

Mississippi investigates and reports both probable and confirmed cases and deaths according to the [CSTE case definition](#).

	Confirmed	Probable	Total
Cases	42,130	508	42,638
Deaths	1,324	31	1,355

Confirmed cases and deaths are generally determined by positive PCR tests, which detect the presence of ongoing coronavirus infection.

Probable cases are those who test positive by other testing methods such as antibody or antigen, and have recent symptoms consistent with COVID-19, indicating a recent infection.

Probable deaths are those individuals with a designation of COVID-19 as a cause of death on the death certificate, but where no confirmatory testing was performed.

Long-Term Care Facility Cases and Outbreaks

Long-term care (LTC) facilities like nursing homes are considered high risk locations because their residents are older or in

poor health. Even one case of COVID-19 in these facilities among residents or employees is considered an outbreak. We investigate residents, staff and close contacts of infected individuals for possible exposure. Residential care facilities also represent group living facilities where COVID-19 can be easily spread.

► [Mississippi COVID-19 cases and deaths in long-term care facilities](#) PDF

Long-term care facilities include nursing homes, personal care homes, assisted living homes, and intermediate care facilities for individuals with intellectual disability (ICF-IID)

► [Mississippi COVID-19 cases and deaths in residential care facilities](#) PDF

Residential care facilities include psychiatric or chemical dependency residential treatment centers and long-term acute care facilities.

Active Outbreaks

The table of active outbreaks lists all facilities that have reported a current COVID-19 outbreak. Resident and employee totals are for those cases associated with the current outbreak **only**. The reported deaths are those which have occurred only among the cases in the current outbreak.

► [Mississippi long-term care facilities with active COVID-19 outbreaks](#) PDF

Updated July 17, 2020

Mississippi COVID-19 Data Charts and Map

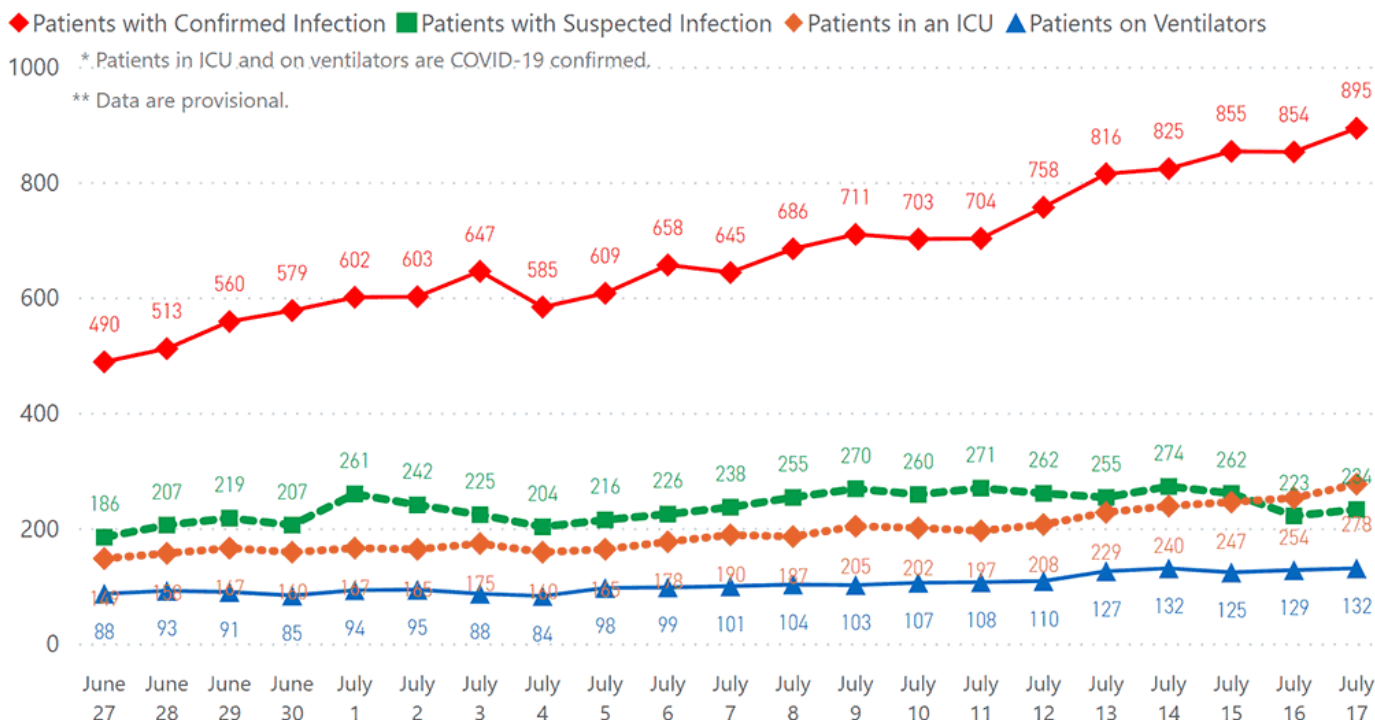
Hospital Usage

NEW: Daily reports of hospital capacity and use by COVID-19 and other patients have been added to this section.

► **NEW:** Daily hospital capacity reports

► [View interactive hospitalization chart](#)

COVID-19 Hospitalizations Reported by MS Hospitals, 6/27/20-7/17/20 *,**



Data Charts as of July 17

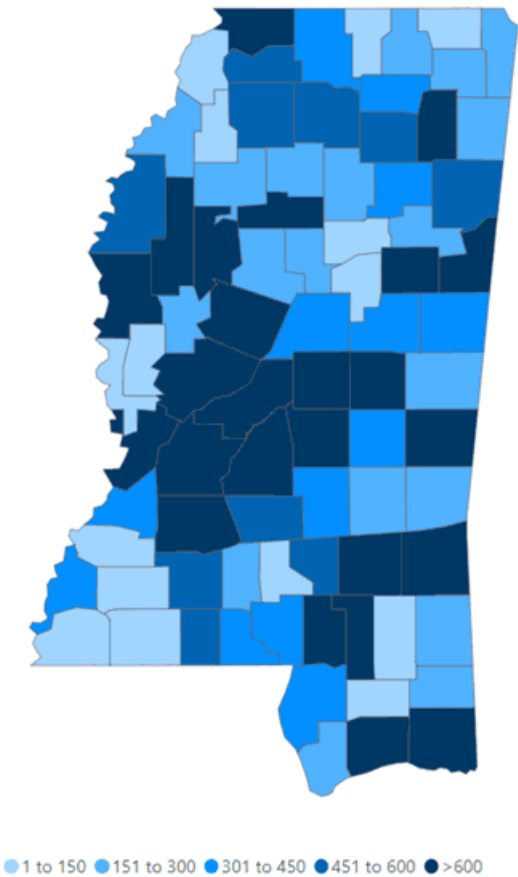
Updates to the detailed case charts below will resume on Monday.

Our state case map and other data charts are also available in interactive form.

- ▶ [View interactive map](#)
- ▶ [View interactive epidemiological trend and syndromic surveillance](#)
- ▶ [View interactive hospitalization chart](#)

The charts below are based on available data at the time of publication. Charts do **not** include cases where insufficient details of the case are known.

Mississippi COVID-19
Cases and Deaths by Race with Ethnicity
as of 6 pm CT, July 17, 2020



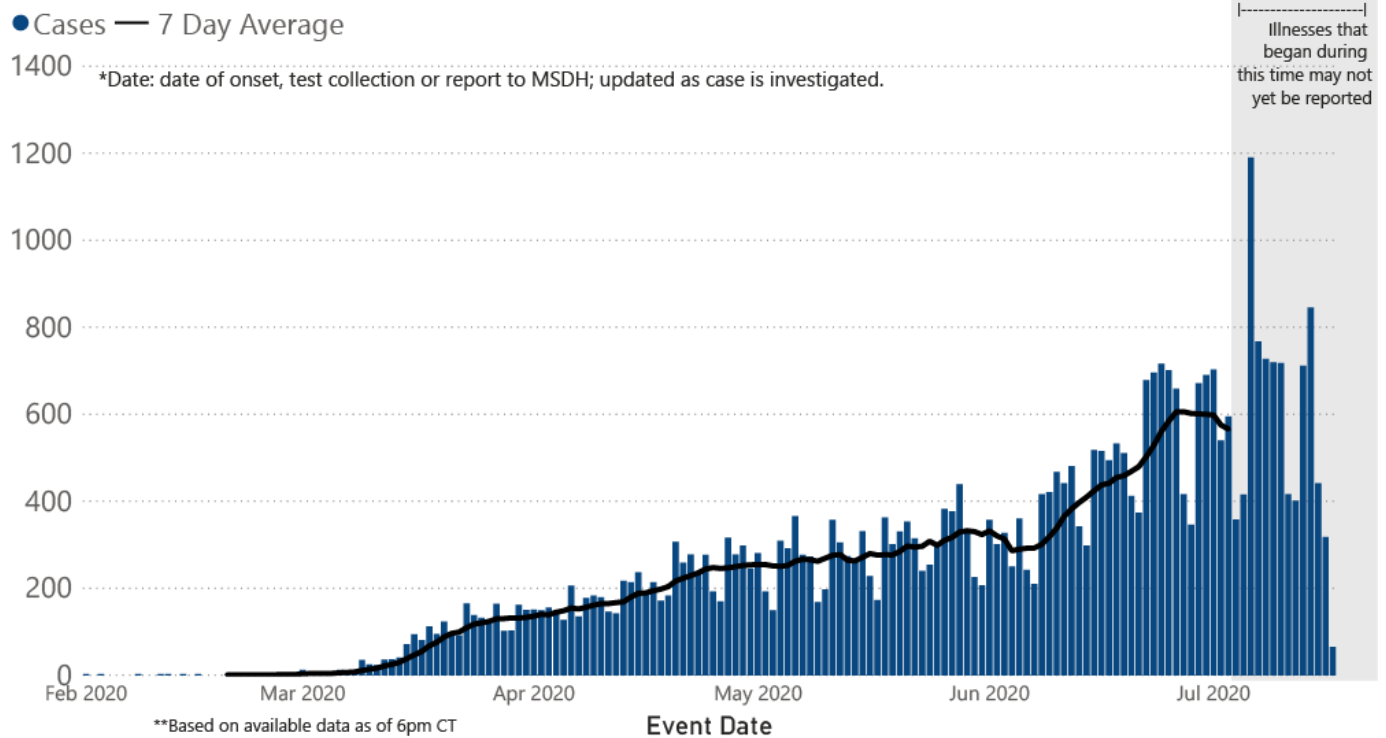
Total Cases
41,846

	American Indian or Alaska Native	Asian	Black	White	Other	Unknown
Non Hispanic	419	117	16,298	9,964	532	160
Hispanic	11	4	54	446	1,185	42
Unknown Ethnicity	735	16	2,786	2,052	2,404	4,621

Total Deaths
1,346

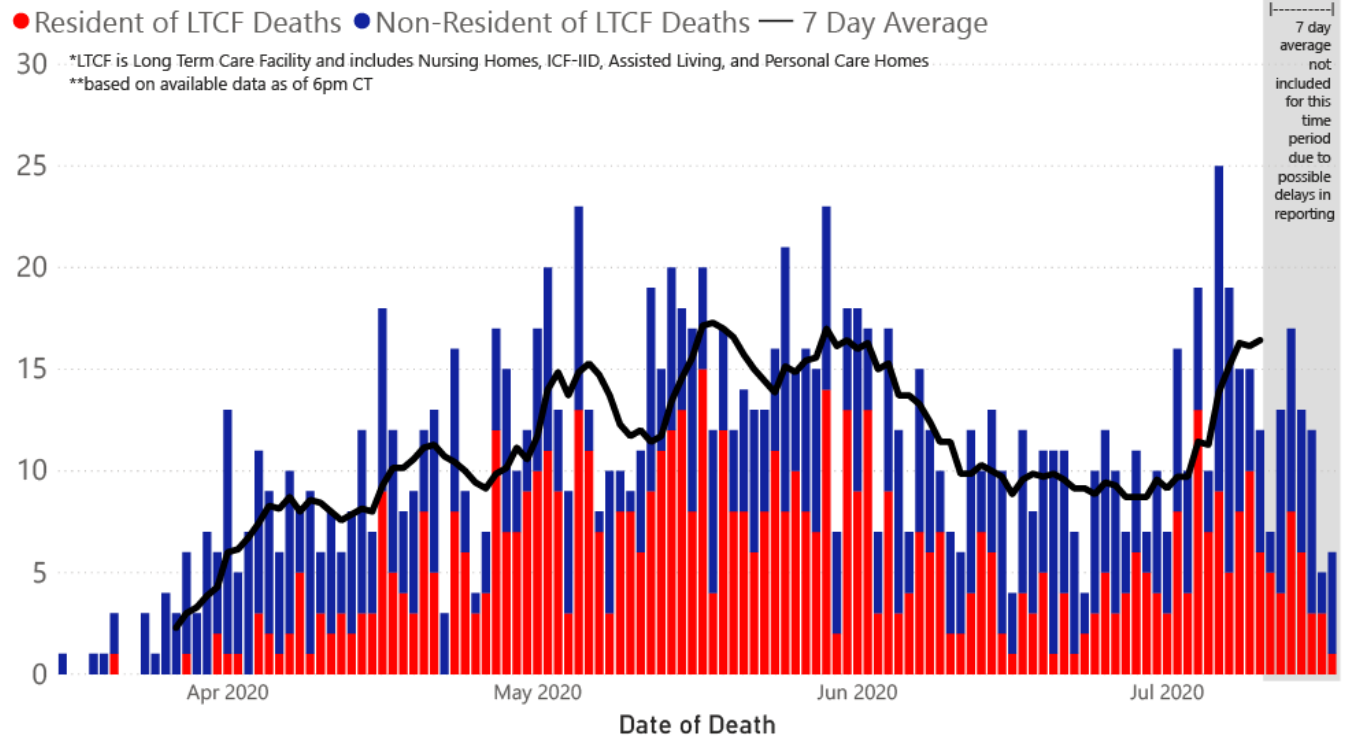
	American Indian or Alaska Native	Asian	Black	White	Other	Unknown
Non Hispanic	58	0	643	518	4	0
Hispanic	1	0	1	11	9	1
Unknown Ethnicity	18	0	27	37	9	9

COVID-19 Cases by Date* through July 17, 2020**, Mississippi



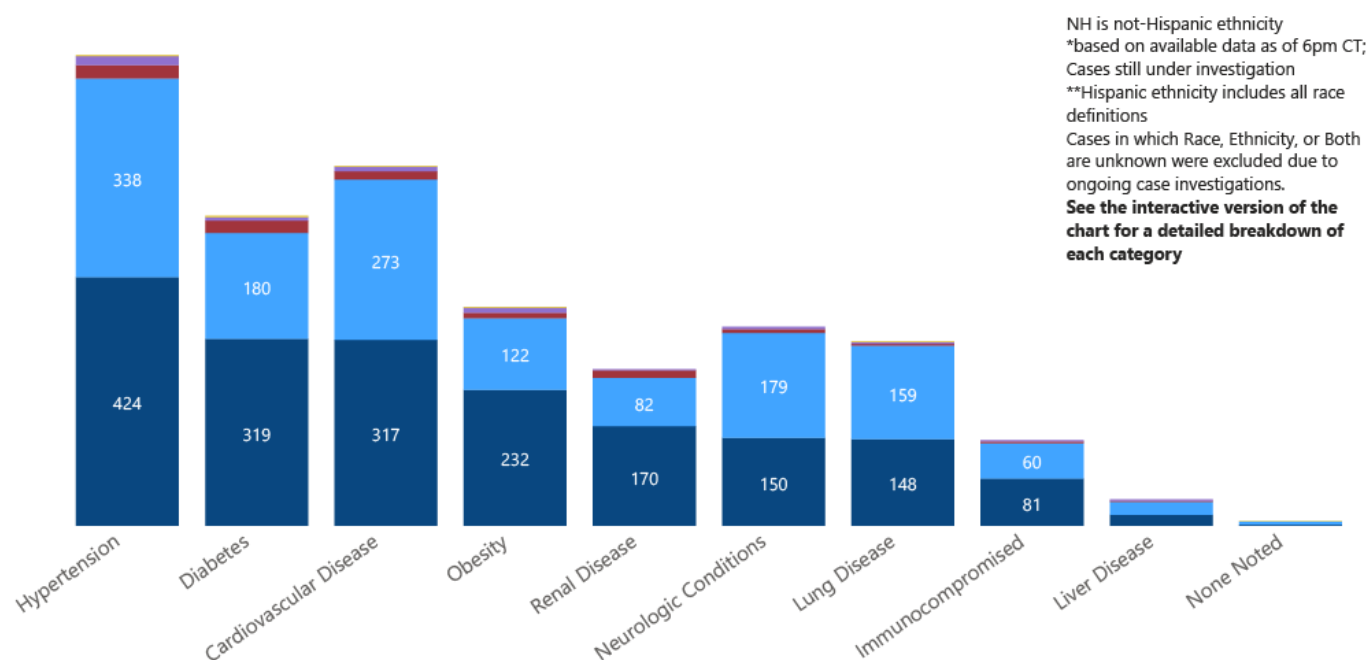
Note: Values up to two weeks in the past on the chart of Cases by Date above can change as we update it with new information from disease investigation.

COVID-19 LTCF* and Non-LTCF Deaths by Date of Death through July 17, 2020**, Mississippi

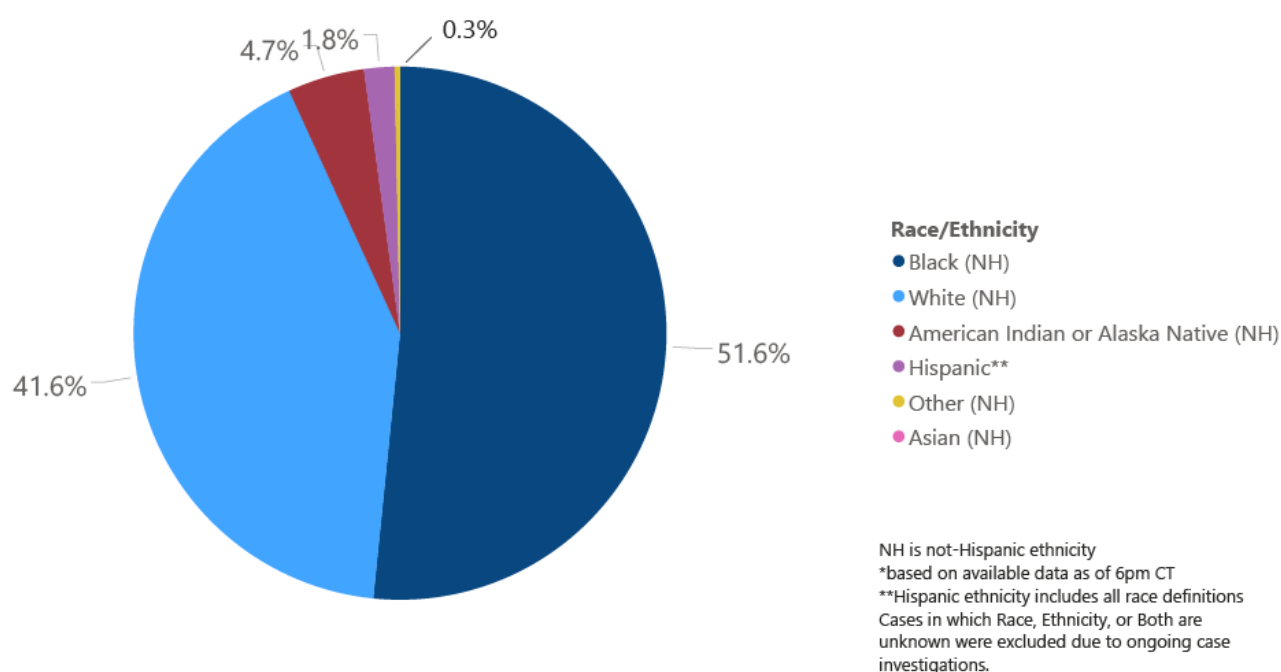


COVID-19 Underlying Conditions in Deaths by Race/Ethnicity through July 17, 2020*, Mississippi

Race/Ethnicity ● Black (NH) ● White (NH) ● American Indian or Alaska Native (NH) ● Hispanic** ● Other (NH) ● Asian (NH)

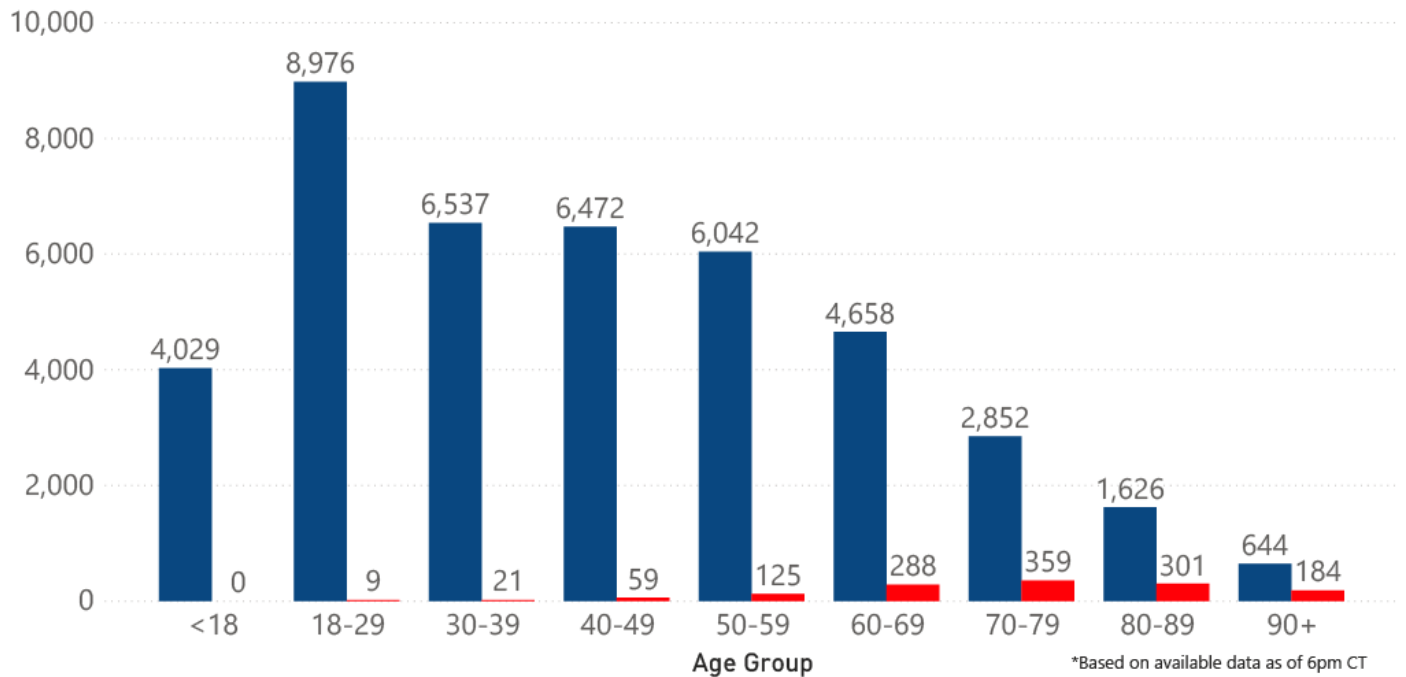


COVID-19 Deaths by Race/Ethnicity through July 17, 2020*, Mississippi

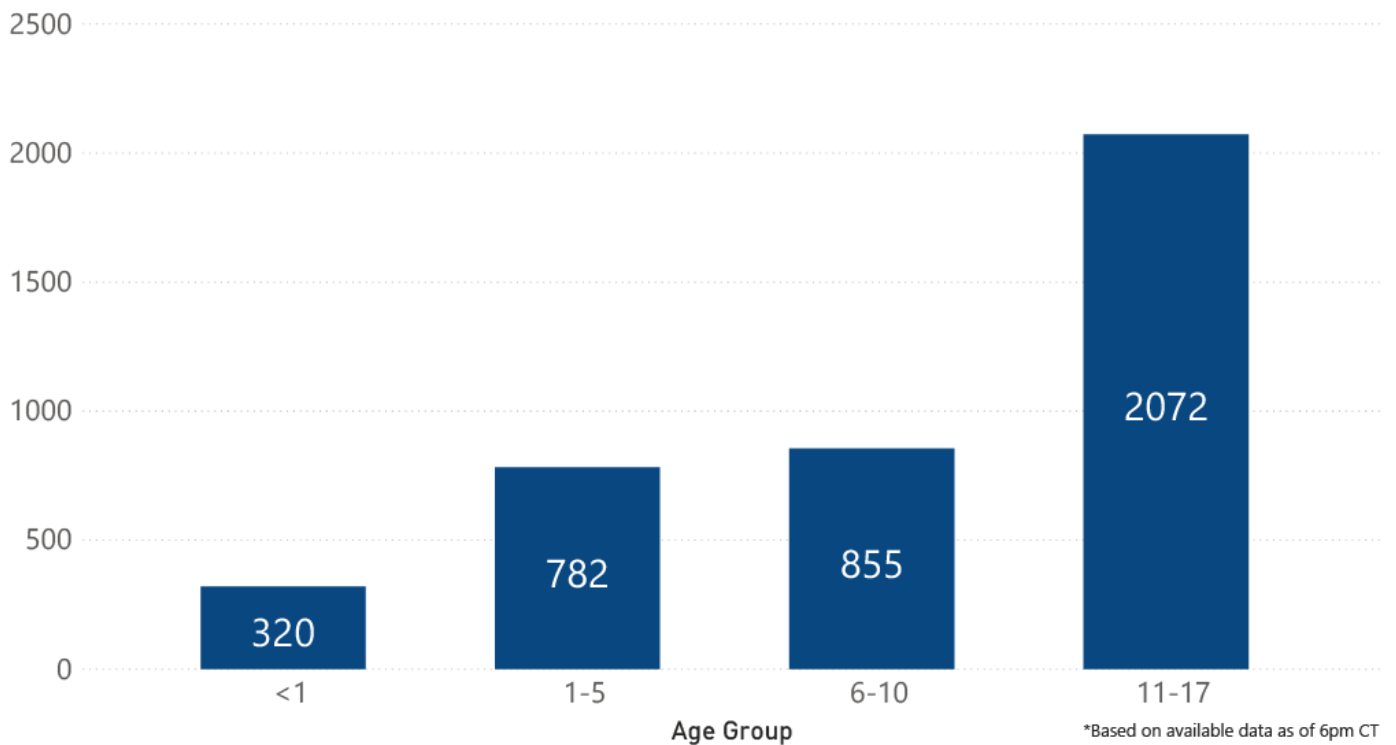


COVID-19 Cases and Deaths by Age Group through July 17, 2020*, Mississippi

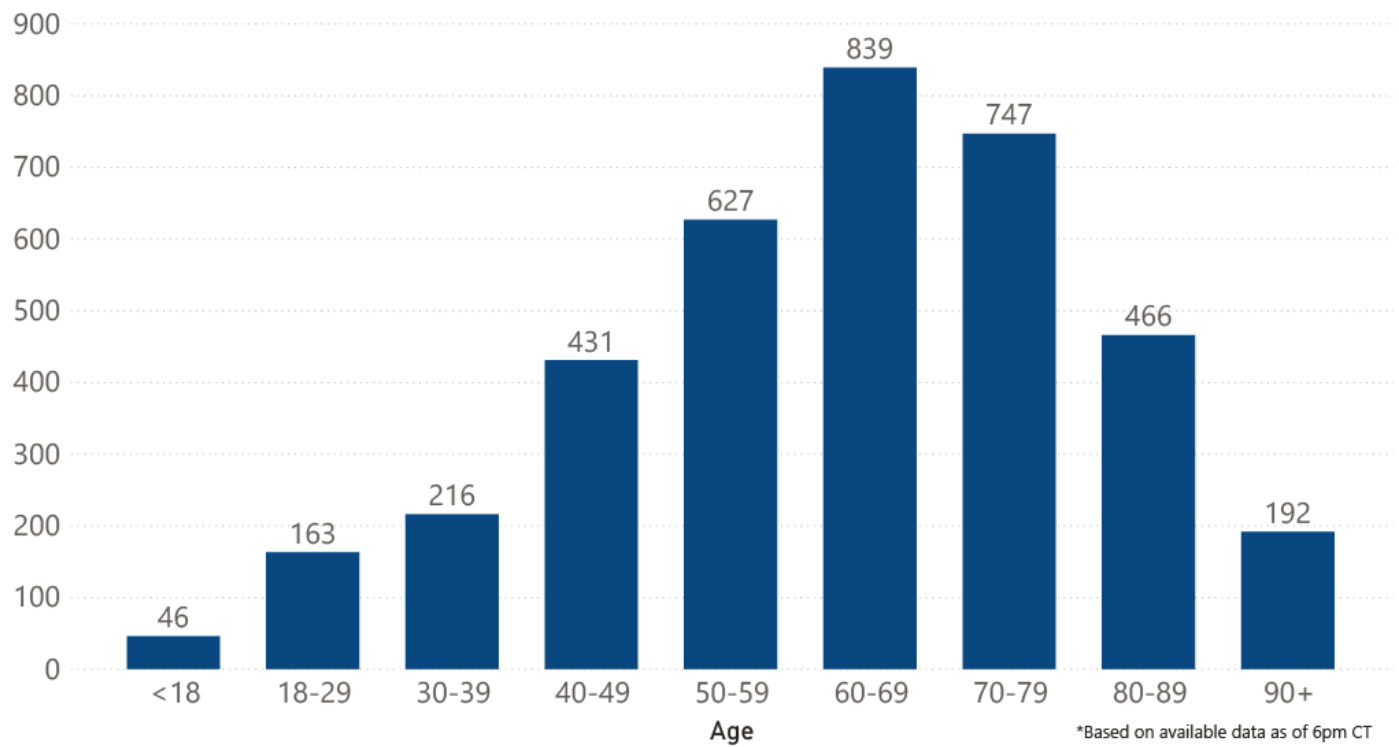
● Cases ● Deaths



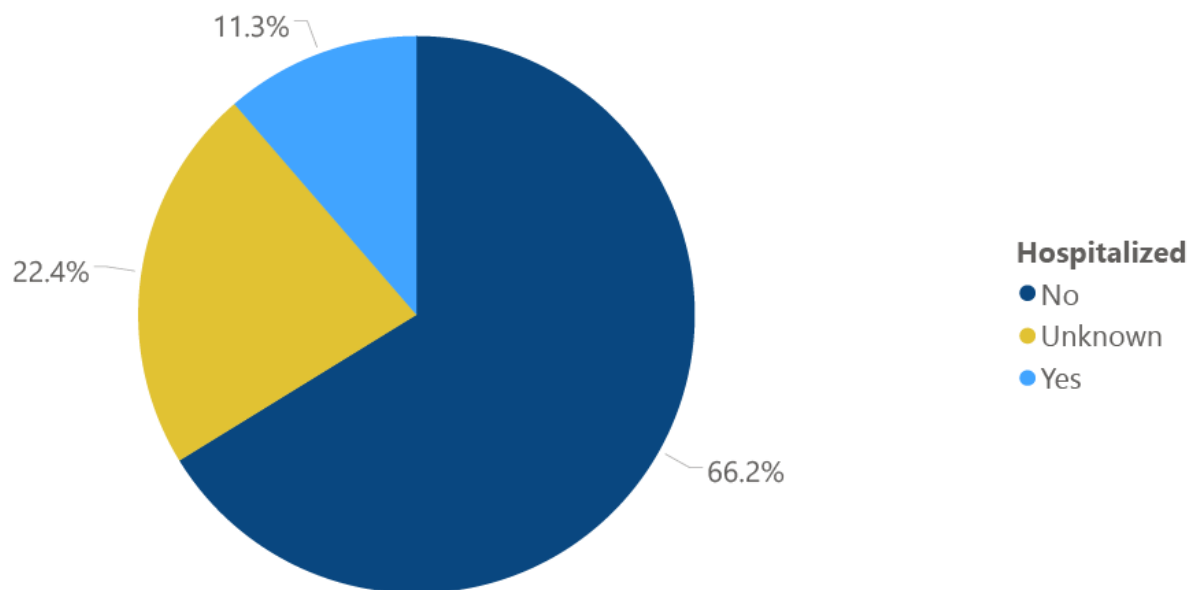
COVID-19 Pediatric Cases by Age Group through July 17, 2020*, Mississippi



COVID-19 Hospitalized Cases by Age through July 17, 2020*, Mississippi



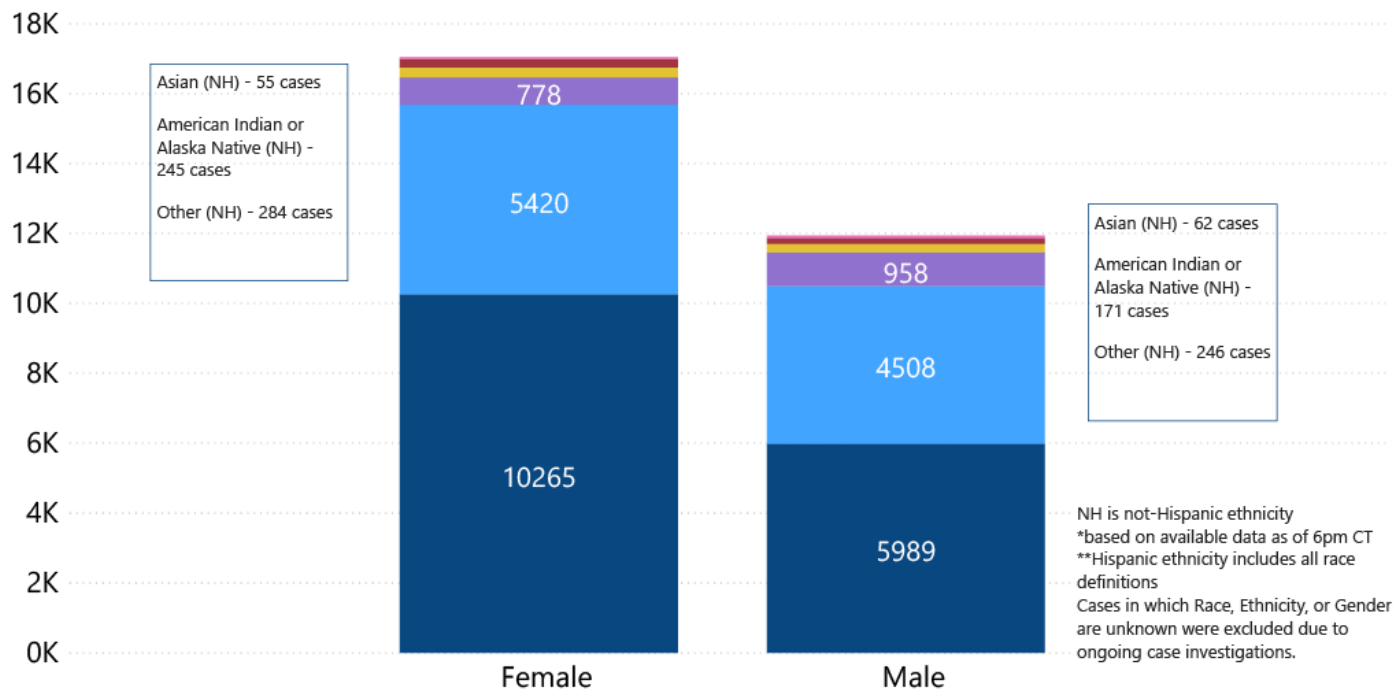
COVID-19 Cumulative Hospitalizations-Investigated Cases July 17, 2020 *



* N=32,854 8,992 cases excluded due to ongoing investigations, based on available data as of 6 pm CT

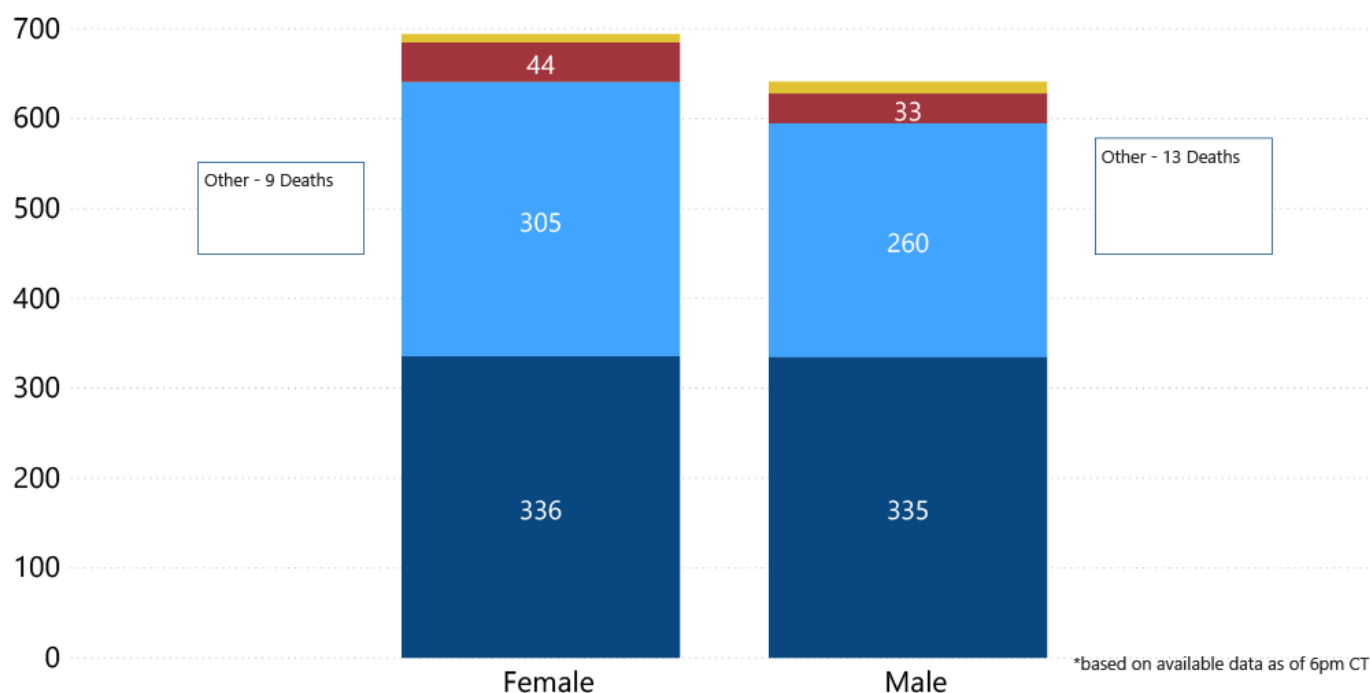
COVID-19 Cases by Race/Ethnicity and Gender through July 17, 2020*, Mississippi

Race/Ethnicity ● Black (NH) ● White (NH) ● Hispanic** ● Other (NH) ● American Indian or Alaska Native (NH) ● Asian (NH)

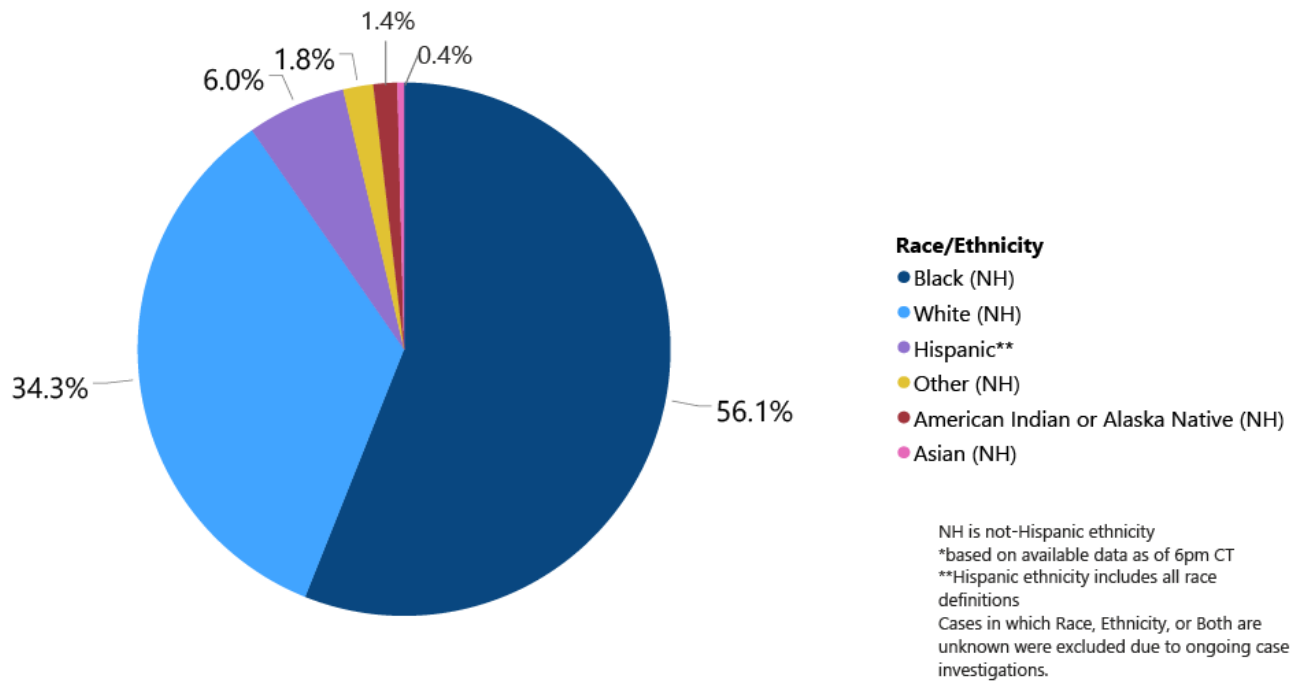


COVID-19 Deaths by Race and Gender through July 17, 2020*, Mississippi

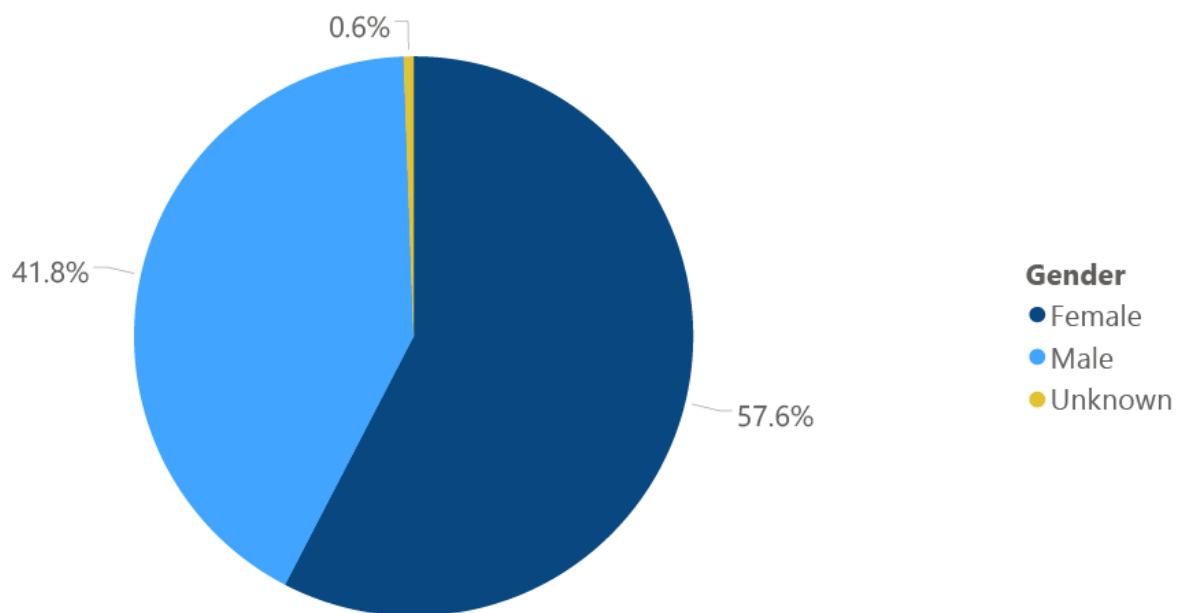
Race ● Black ● White ● American Indian or Alaska Native ● Other ● Asian



COVID-19 Cases by Race/Ethnicity through July 17, 2020*, Mississippi



COVID-19 Cases by Gender through July 17, 2020*, Mississippi



*Based on available data as of 6pm CT

Weekly High Case and High Incidence Counties

These weekly tables count cases based on the date of testing, not the date the test result was reported, and count only those cases where the date of testing is known.

They rank counties by weekly cases, and by incidence (cases proportional to population). A separate table ranking all counties is also available. **All tables updated weekly.**

COVID-19 High Case MS Counties Over 1 Week Period (July 6-July 12, 2020*)

County	Cases (July 6-July 12)	Cases per 100,000 (July 6-July 12)	Cases to Date	Cases per 100,000 Total	Percent Change
HINDS	279	117.7	3041	1282.7	10%
DESOTO	130	71.4	2009	1103.8	7%
RANKIN	122	79.3	1137	738.8	12%
MADISON	119	112.7	1508	1427.6	9%
HARRISON	109	52.7	1183	572.5	10%
GRENADA	98	465.4	625	2968.4	19%
SIMPSON	98	366.2	453	1693.0	28%
FORREST	76	101.3	1043	1390.0	8%
SUNFLOWER	66	256.5	505	1962.3	15%
LAMAR	57	91.3	584	935.2	11%
WASHINGTON	53	117.6	753	1671.0	8%
JACKSON	50	34.9	804	561.2	7%

*based on available data as of 6pm CT

Cases based on test date. Cases without test date excluded due to ongoing investigations.

Table will be updated weekly.

COVID-19 High Incidence MS Counties Over 1 Week Period (July 6-July 12, 2020*)

County	Cases (July 6-July 12)	Cases per 100,000 (July 6-July 12)	Cases to Date	Cases per 100,000 Total	Percent Change
MONTGOMERY	49	488.9	186	1855.7	36%
GRENADA	98	465.4	625	2968.4	19%
SIMPSON	98	366.2	453	1693.0	28%
TALLAHATCHIE	43	307.4	197	1408.5	28%
SUNFLOWER	66	256.5	505	1962.3	15%
COVINGTON	48	254.6	450	2386.9	12%
JEFFERSON	17	239.2	137	1927.9	14%
WALTHALL	34	235.1	274	1894.2	14%
LEAKE	41	180.1	635	2789.6	7%
LAWRENCE	22	176.6	216	1734.2	11%
HOLMES	28	158.9	598	3393.5	5%
SCOTT	44	155.5	831	2937.7	6%

*based on available data as of 6pm CT

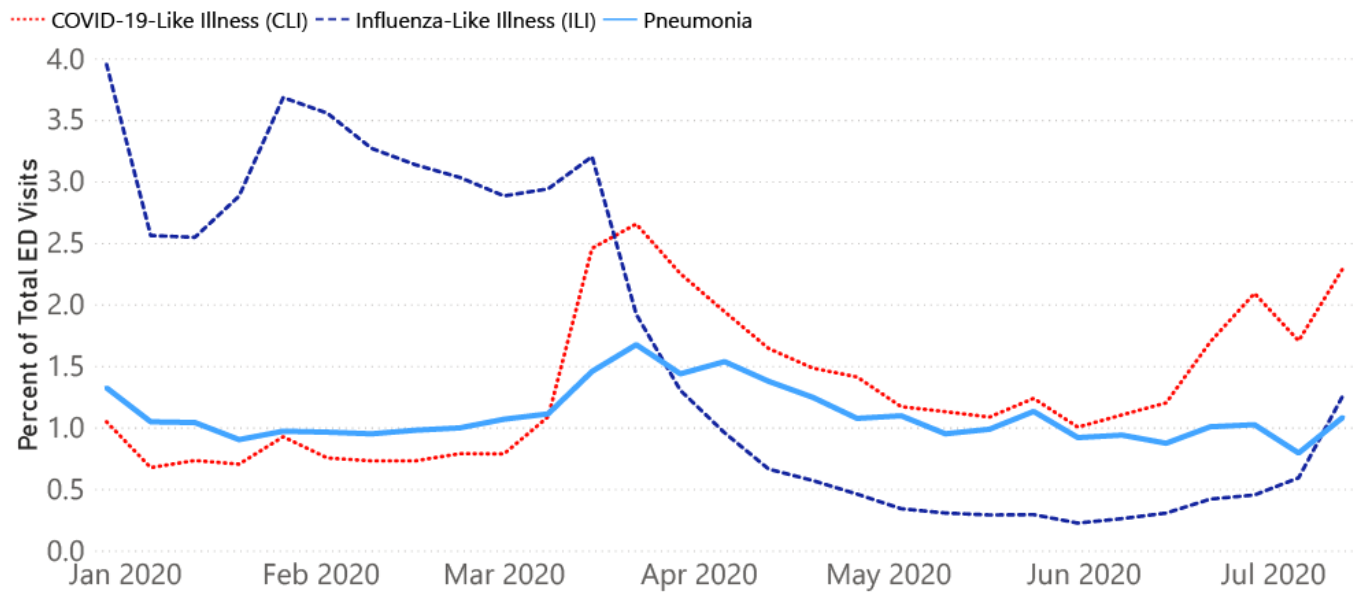
Cases based on test date. Cases without test date excluded due to ongoing investigations.

Table will be updated weekly.

Syndromic Surveillance

Emergency department visits by those with symptoms characteristic of COVID-19, influenza and pneumonia, updated weekly.

Percentage of Emergency Department and Clinic visits for CLI, ILI, and Pneumonia Cases Weekly Statewide Summary, December 29, 2019 - July 12, 2020



*The graph represents syndromic surveillance data from emergency department visits, reported electronically by hospitals throughout the state, that are consistent with COVID-19-Like Illness (CLI), Influenza-Like Illness (ILI), and Pneumonia. Based on available data as of 6pm CT. Graph will be updated weekly.

Estimated Recoveries

Presumed COVID-19 cases recovered, estimated weekly (does not include cases still under investigation).

COVID-19 Presumed Recovered Cases through July 12, 2020, Mississippi

25,932

Presumed Recovered*

*Reflects Provisional Estimates. Presumed Recovered if:

- 1) It has been 14 days or more since the case tested positive, if they were not hospitalized
- 2) It has been 21 days or more since the case tested positive, if they were hospitalized or hospitalization was unknown.

All deaths excluded. Presumed recovered counts will be updated weekly.

U.S. and World Cases

- ▶ [COVID-19 cases in the United States \(CDC\)](#)
- ▶ [U.S. COVID-19 Tracker \(CDC\)](#)
- ▶ [COVID-19 Global Case Map \(Johns Hopkins University\)](#)

COVID-19 Testing

Statewide Combined Testing as of July 17

COVID-19 testing providers around the state include commercial laboratories as well as hospital labs. Combined with testing done by the MSDH Public Health Laboratory, the figures provide a complete picture of all Mississippi testing.

PCR testing detects current, active COVID-19 infection in an individual.

Antibody (serology) testing identifies individuals with past COVID-19 infection based on antibodies they develop one to three weeks after infection.

	Total tests	PCR	Antibody
MSDH Public Health Laboratory	68,148	68,148	0
Other testing providers	323,204	308,645	14,559
Total tests for COVID-19 statewide	391,352	376,793	14,559

MSDH Individuals Tested as of July 18

MSDH Public Health Laboratory (MPHL) testing totals as of 3 p.m. These totals are for tests performed at the MPHL only.

- Total individuals tested by the MPHL: **57,792**
- Total positive individuals from MPHL tests: **5,819**

Getting Tested for COVID-19

The MSDH Public Health Laboratory, its partners, and private providers are testing statewide for COVID-19.

Anyone with symptoms of fever, severe cough or severe chest pains – especially those who are older or in poor health – should make arrangements for testing with their doctor or one of the many healthcare providers now performing testing. Healthcare providers can assess your health history and symptoms, and perform testing for COVID-19 as needed. MSDH is also helping conduct free drive-up testing sites in many parts of the state. **Always call ahead to the testing provider for instructions on safely being examined before you visit for your test.**

- ▶ [Find a COVID-19 testing provider near you](#)

- ▶ [Video: A tour through COVID-19 testing at the MSDH Public Health Lab](#)

Prevention and Guidance for Individuals and the Community

- ▶ [Preventive steps to take, recommendations, guidance and general information on COVID-19](#)

Our free newsletter includes monthly disease updates:



Last reviewed on Mar 5,

2020

[error on this](#)

[email page](#)

[print](#)

Related resources

- ▶ [Local COVID-19 Testing Providers](#)
- ▶ [COVID-19 Guidance and Prevention for Individuals and the Community](#)

Updated July 12, 2020

More topics

- ▶ [\[Espanol, Tieng Viet, ASL \]](#)
- ▶ [COVID-19 Cases and Deaths Data](#)
- ▶ [COVID-19 Hospital Reports](#)
- ▶ [Diagnostic Testing EUA](#)
- ▶ [Executive Orders](#)
- ▶ [Handouts and Posters](#)
- ▶ [Healthcare Professionals](#)
- ▶ [Interactive Map and Charts](#)
- ▶ [Prevention and Safety Guidance](#)
- ▶ [Testing for COVID-19](#)



A few feet makes a big difference.

#stopcovid19

AGENCY

[About Us](#)

[Administration](#)

[Board of Health](#)

[County Offices](#)

[Institutional Review](#)

[Jobs](#)

[Locations](#)

[Public Health Laboratory](#)

[RFPs/Grants](#)

[More »](#)

[Intranet](#)
[OHIT+ER Service Center](#)
[Webmail](#)

INFORMATION

[Apps](#)
[Calendar of Events](#)
[Contact Us](#)
[Meetings](#)
[Health Resources](#)
[Hotlines](#)
[Locations](#)
[News](#)
[Newsletter](#)
[Phone Numbers](#)
[Español](#)

I NEED A ...

[Birth Certificate](#)
[Certificate of Need](#)
[Children's Health Insurance](#)
[Complaint Form](#)
[Criminal History Check](#)
[Death Certificate](#)
[Divorce Record](#)
[Food Permit](#)
[Immunization Record](#)
[J-1 Visa](#)
[License Verification](#)
[Marriage Record](#)
[Professional License](#)
[Public Records Request](#)
[Wastewater Application](#)

PUBLICATIONS

[Annual Report](#)
[CON Weekly Reports](#)
[Health Facilities Directory](#)
[Mississippi Morbidity Reports](#)
[Public Health Report](#)
[State Health Plan](#)
[Strategic Plan](#)

[More »](#)

