

Coronavirus Disease 2019 (COVID-19)

Updated July 19, 2020



The national Centers for Disease Control and Prevention (CDC) and the Mississippi State Department of Health continue to closely monitor the outbreak of respiratory illnesses caused by the novel (new) coronavirus COVID-19, and are working to limit the spread of cases nationally and in Mississippi. MSDH is actively working with doctors and hospitals to quickly identify cases and respond effectively to limit this outbreak.

Current mask and social distancing requirements for selected counties

The following counties have been ordered by the Governor to observe limits on gathering sizes, in retail businesses, and to take other safety measures to control the high local rates of COVID-19:

- Claiborne, De Soto, Grenada , Harrison, Hinds, Jackson, Jefferson, Madison, Quitman, Rankin, Sunflower, Washington, Wayne

► [Full details](#)

Healthcare Professionals

Guidance and more →

- [MSDH guidances](#)
- [Specimens](#)
- [Lab dropoff](#)
- [CDC guidances](#)
- [MS-HAN Alerts](#)

[ALL HEALTHCARE](#)

Current Cases and Statistics

County and state data →

- [Current cases and deaths](#)
- [Data by county](#)
- [Data charts and map](#)
- [Long-term care facilities](#)
- [Lab testing](#)
- [Recoveries](#)

ALL STATISTICS

Prevention, Safety and Testing

Personal and community →

- ▶ [Personal protection](#)
- ▶ [Businesses and workplace](#)
- ▶ [Community and events](#)
- ▶ [State agencies](#)
- ▶ [Find COVID-19 testing](#)
- ▶ [After you get tested](#)

ALL PREVENTION

Mississippi Coronavirus Hotline (7 days a week, 7 a.m.–7 p.m.): **877-978-6453**

Hard of hearing? Dial 711 for assistance.

General Information

- ▶ [Overview, questions and answers, handouts, and information in other languages](#)

COVID-19 in Mississippi

New Cases and Deaths as of July 18

NEW CASES

792

New COVID-19 positive test results reported to MSDH as of 6 p.m. yesterday.

NEW DEATHS

10

New COVID-19 related deaths reported to MSDH as of 6 p.m. yesterday.

| County | Total |
|------------|-------|
| Adams | 1 |
| Copiah | 1 |
| Grenada | 1 |
| Hinds | 1 |
| Jackson | 1 |
| Jones | 1 |
| Lincoln | 1 |
| Rankin | 1 |
| Tate | 1 |
| Washington | 1 |

LTC OUTBREAKS

140

Current outbreaks in long-term care facilities only. (One or more cases among staff or residents counts as an outbreak.)

About our case counts: We currently update our case totals each day based on test results from the previous day. Outside laboratories also report positive test results to us, which are included in our totals. Repeated tests for the same individual are counted only once. County case numbers and deaths may change as investigation finds new or additional information.

County COVID-19 Data

Race and Ethnicity

- [Total COVID-19 cases and deaths by county, race and ethnicity](#) PDF
Current and past data tables, updated daily

Case Summaries and Cases per Day

- **NEW:** [Weekly COVID-19 trends and summaries for Mississippi counties](#)
Selected statistics and trends for each Mississippi county, updated weekly

High Cases and Incidence

- [Mississippi counties ranked by weekly cases and incidence](#)

Cumulative Cases and Deaths by County

Totals of all reported COVID-19 cases for 2020, including those in long-term care (LTC) facilities.

The numbers in this table are provisional. County case numbers and deaths may change as investigation finds new or additional information. The data provided below is the most current available.

| County | Total Cases | Total Deaths |
|-----------|-------------|--------------|
| Adams | 408 | 22 |
| Alcorn | 148 | 2 |
| Amite | 136 | 4 |
| Attala | 404 | 23 |
| Benton | 77 | 0 |
| Bolivar | 550 | 18 |
| Calhoun | 241 | 5 |
| Carroll | 218 | 11 |
| Chickasaw | 330 | 19 |
| Choctaw | 89 | 4 |
| Claiborne | 336 | 11 |
| Clarke | 250 | 25 |
| Clay | 294 | 12 |
| Coahoma | 410 | 7 |
| Copiah | 731 | 20 |
| Covington | 463 | 6 |
| Desoto | 2347 | 20 |
| Forrest | 1161 | 45 |
| Franklin | 63 | 2 |
| George | 163 | 3 |
| Greene | 154 | 10 |
| Grenada | 695 | 15 |
| Hancock | 190 | 14 |
| Harrison | 1387 | 18 |
| Hinds | 3579 | 70 |
| Holmes | 631 | 43 |
| Humphreys | 203 | 10 |
| Issaquena | 14 | 1 |
| Itawamba | 184 | 8 |
| Jackson | 1081 | 21 |
| Jasper | 287 | 6 |
| Jefferson | 141 | 3 |
| Total | 42,638 | 1,355 |

| County | Total Cases | Total Deaths |
|-----------------|---------------|--------------|
| Jefferson Davis | 150 | 4 |
| Jones | 1346 | 53 |
| Kemper | 194 | 15 |
| Lafayette | 586 | 4 |
| Lamar | 772 | 8 |
| Lauderdale | 1075 | 83 |
| Lawrence | 207 | 2 |
| Leake | 677 | 21 |
| Lee | 768 | 24 |
| Leflore | 632 | 56 |
| Lincoln | 593 | 36 |
| Lowndes | 639 | 17 |
| Madison | 1691 | 44 |
| Marion | 398 | 12 |
| Marshall | 375 | 4 |
| Monroe | 511 | 43 |
| Montgomery | 219 | 3 |
| Neshoba | 1074 | 81 |
| Newton | 435 | 10 |
| Noxubee | 306 | 10 |
| Oktibbeha | 688 | 27 * |
| Panola | 565 | 6 |
| Pearl River | 363 | 32 |
| Perry | 110 | 5 |
| Pike | 582 | 25 |
| Pontotoc | 478 | 6 |
| Prentiss | 178 | 6 |
| Quitman | 123 | 1 |
| Rankin | 1415 | 22 |
| Scott | 873 | 16 |
| Sharkey | 64 | 0 |
| Simpson | 522 | 5 |
| Total | 42,638 | 1,355 |

| County | Total Cases | Total Deaths |
|--------------|---------------|--------------|
| Smith | 301 | 12 |
| Stone | 100 | 2 |
| Sunflower | 633 | 11 |
| Tallahatchie | 290 | 4 |
| Tate | 460 | 18 |
| Tippah | 190 | 11 |
| Tishomingo | 155 | 1 |
| Tunica | 146 | 3 |
| Union | 323 | 11 |
| Walthall | 345 | 12 |
| Warren | 690 | 22 |
| Washington | 953 | 18 |
| Wayne | 622 | 20 |
| Webster | 141 | 11 |
| Wilkinson | 121 | 11 |
| Winston | 348 | 13 |
| Yalobusha | 236 | 9 |
| Yazoo | 610 | 7 |
| Total | 42,638 | 1,355 |

* **Note:** A duplicate death report in Oktibbeha County has been corrected today.

Case Classifications

Mississippi investigates and reports both probable and confirmed cases and deaths according to the [CSTE case definition](#).

| | Confirmed | Probable | Total |
|--------|-----------|----------|--------|
| Cases | 42,130 | 508 | 42,638 |
| Deaths | 1,324 | 31 | 1,355 |

Confirmed cases and deaths are generally determined by positive PCR tests, which detect the presence of ongoing coronavirus infection.

Probable cases are those who test positive by other testing methods such as antibody or antigen, and have recent symptoms consistent with COVID-19, indicating a recent infection.

Probable deaths are those individuals with a designation of COVID-19 as a cause of death on the death certificate, but where no confirmatory testing was performed.

Long-Term Care Facility Cases and Outbreaks

Long-term care (LTC) facilities like nursing homes are considered high risk locations because their residents are older or in

poor health. Even one case of COVID-19 in these facilities among residents or employees is considered an outbreak. We investigate residents, staff and close contacts of infected individuals for possible exposure. Residential care facilities also represent group living facilities where COVID-19 can be easily spread.

► [Mississippi COVID-19 cases and deaths in long-term care facilities](#) PDF

Long-term care facilities include nursing homes, personal care homes, assisted living homes, and intermediate care facilities for individuals with intellectual disability (ICF-IID)

► [Mississippi COVID-19 cases and deaths in residential care facilities](#) PDF

Residential care facilities include psychiatric or chemical dependency residential treatment centers and long-term acute care facilities.

Active Outbreaks

The table of active outbreaks lists all facilities that have reported a current COVID-19 outbreak. Resident and employee totals are for those cases associated with the current outbreak **only**. The reported deaths are those which have occurred only among the cases in the current outbreak.

► [Mississippi long-term care facilities with active COVID-19 outbreaks](#) PDF

Updated July 17, 2020

Mississippi COVID-19 Data Charts and Map

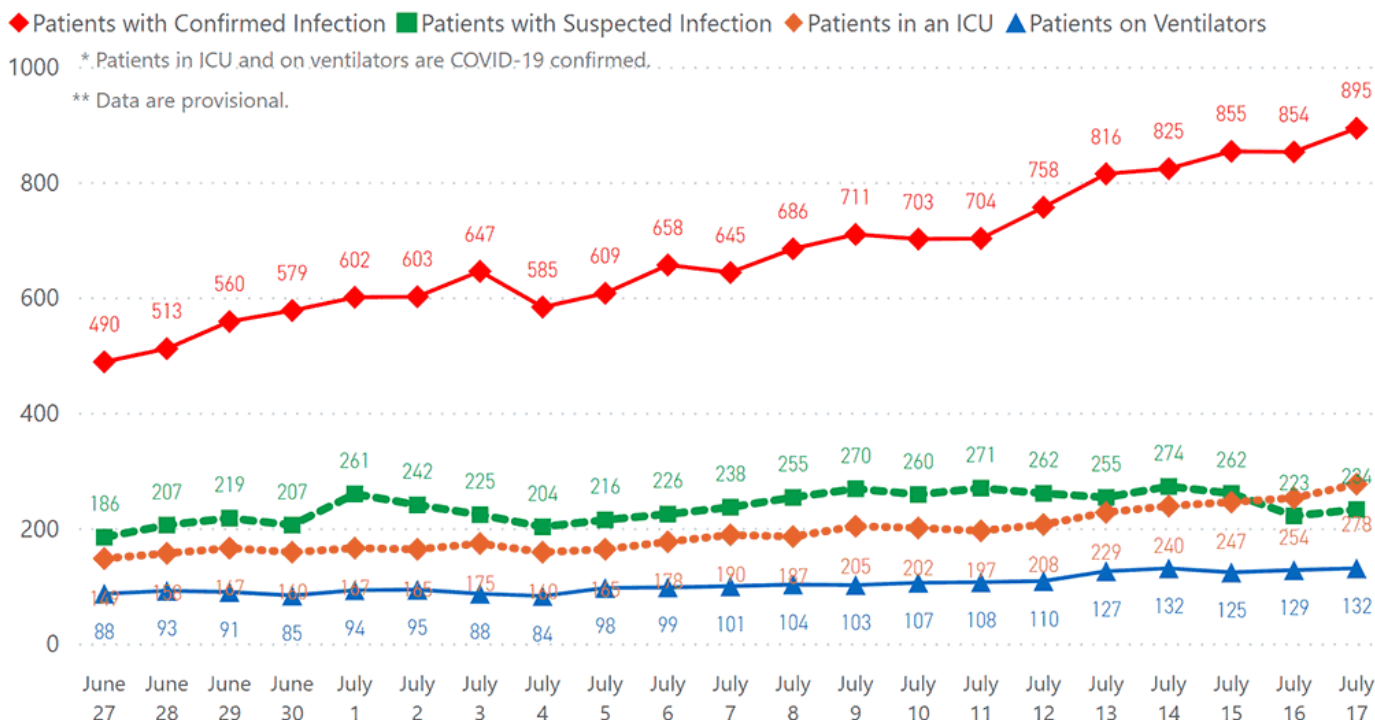
Hospital Usage

NEW: Daily reports of hospital capacity and use by COVID-19 and other patients have been added to this section.

► **NEW:** Daily hospital capacity reports

► [View interactive hospitalization chart](#)

COVID-19 Hospitalizations Reported by MS Hospitals, 6/27/20-7/17/20 *,**



Data Charts as of July 17

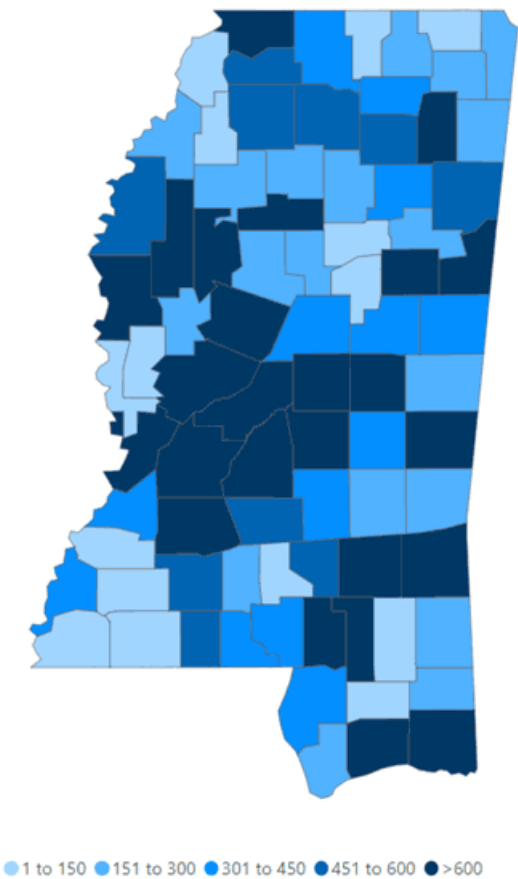
Updates to the detailed case charts below will resume on Monday.

Our state case map and other data charts are also available in interactive form.

- ▶ [View interactive map](#)
- ▶ [View interactive epidemiological trend and syndromic surveillance](#)
- ▶ [View interactive hospitalization chart](#)

The charts below are based on available data at the time of publication. Charts do **not** include cases where insufficient details of the case are known.

Mississippi COVID-19
Cases and Deaths by Race with Ethnicity
as of 6 pm CT, July 17, 2020



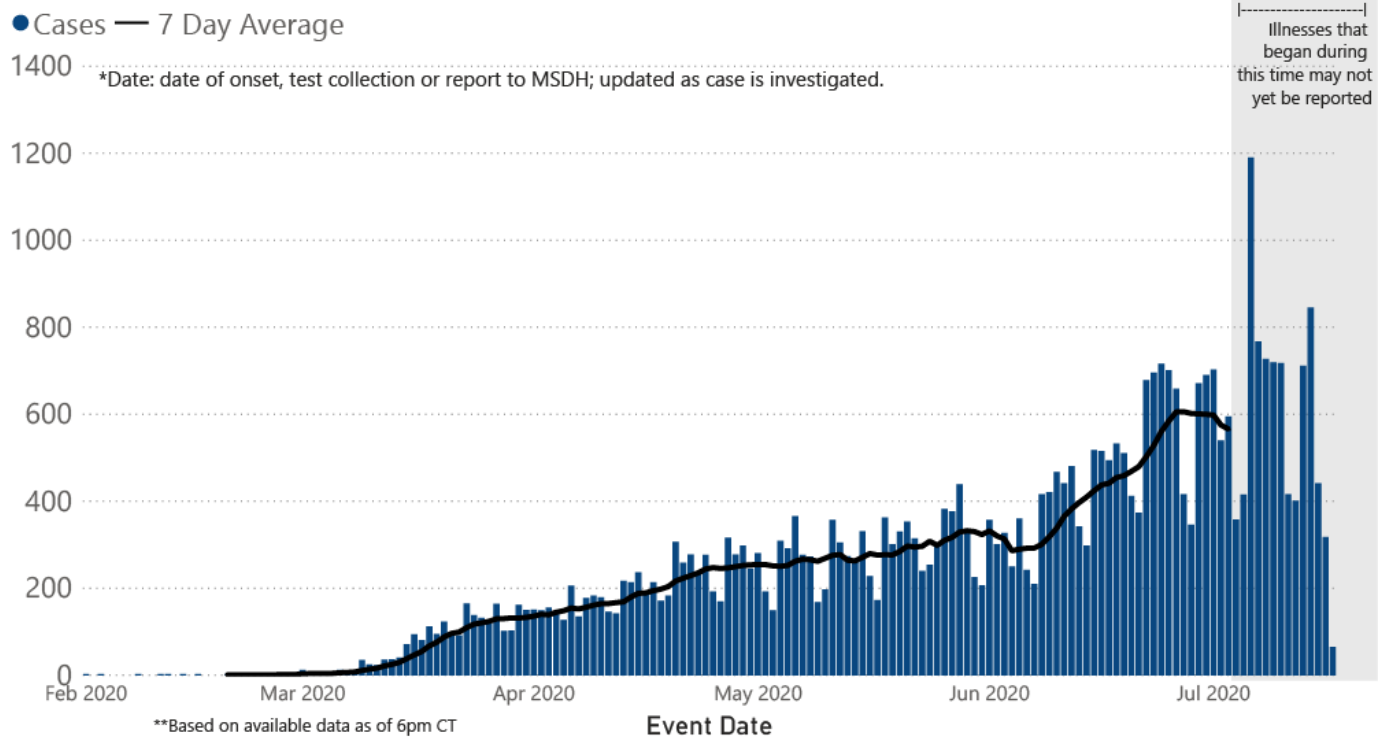
Total Cases
41,846

| | American Indian or Alaska Native | Asian | Black | White | Other | Unknown |
|----------------------|--|-------|--------|-------|-------|---------|
| Non Hispanic | 419 | 117 | 16,298 | 9,964 | 532 | 160 |
| Hispanic | 11 | 4 | 54 | 446 | 1,185 | 42 |
| Unknown Ethnicity | 735 | 16 | 2,786 | 2,052 | 2,404 | 4,621 |

Total Deaths
1,346

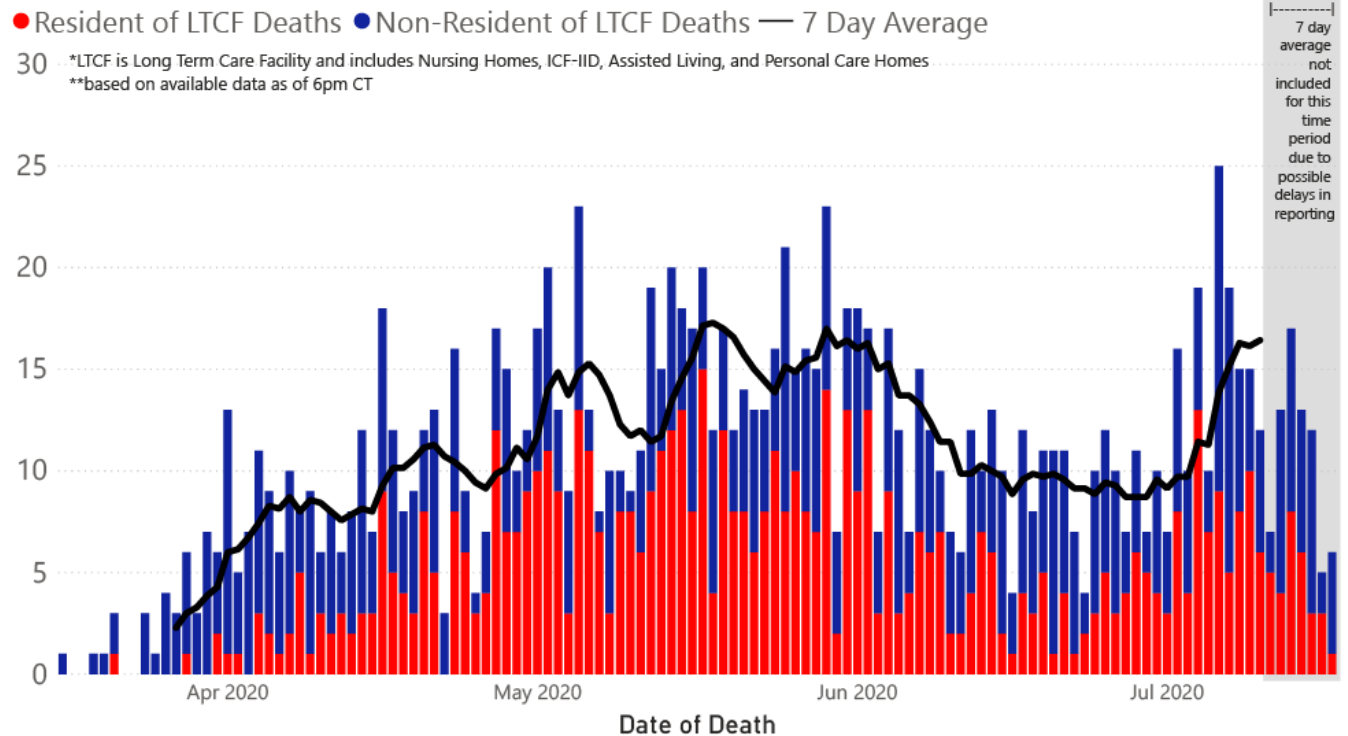
| | American Indian or Alaska Native | Asian | Black | White | Other | Unknown |
|----------------------|--|-------|-------|-------|-------|---------|
| Non Hispanic | 58 | 0 | 643 | 518 | 4 | 0 |
| Hispanic | 1 | 0 | 1 | 11 | 9 | 1 |
| Unknown Ethnicity | 18 | 0 | 27 | 37 | 9 | 9 |

COVID-19 Cases by Date* through July 17, 2020**, Mississippi



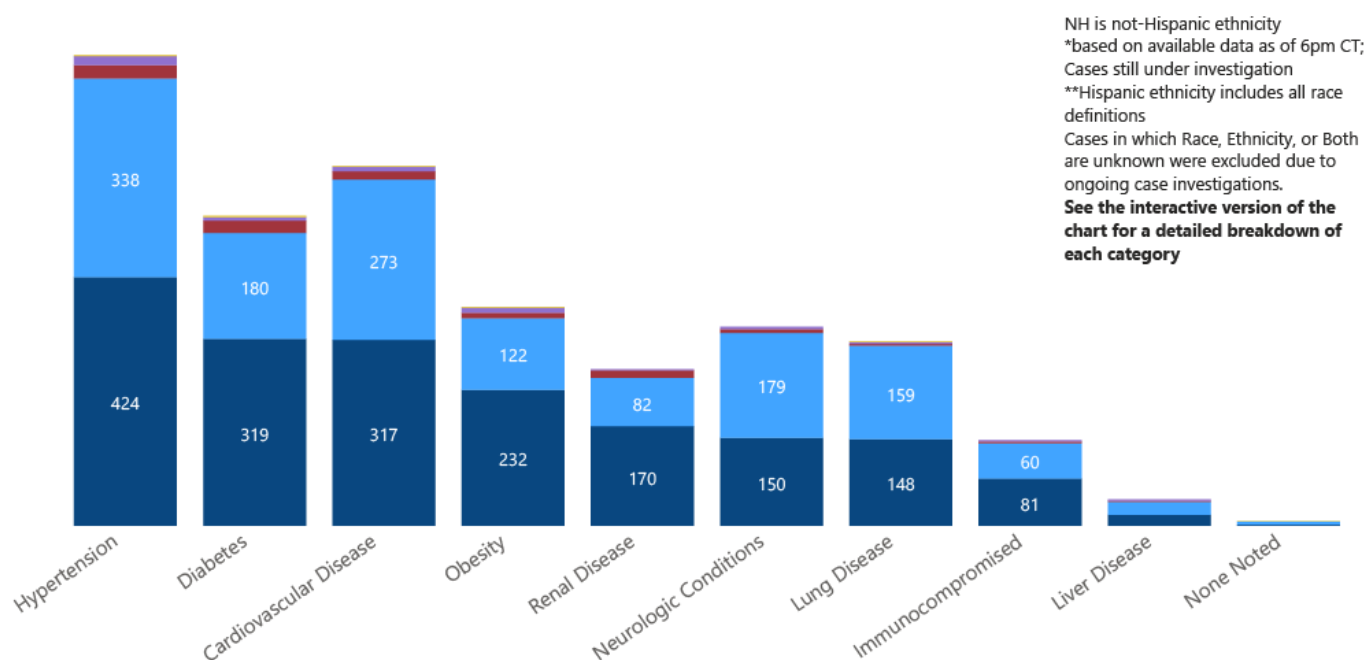
Note: Values up to two weeks in the past on the chart of Cases by Date above can change as we update it with new information from disease investigation.

COVID-19 LTCF* and Non-LTCF Deaths by Date of Death through July 17, 2020**, Mississippi

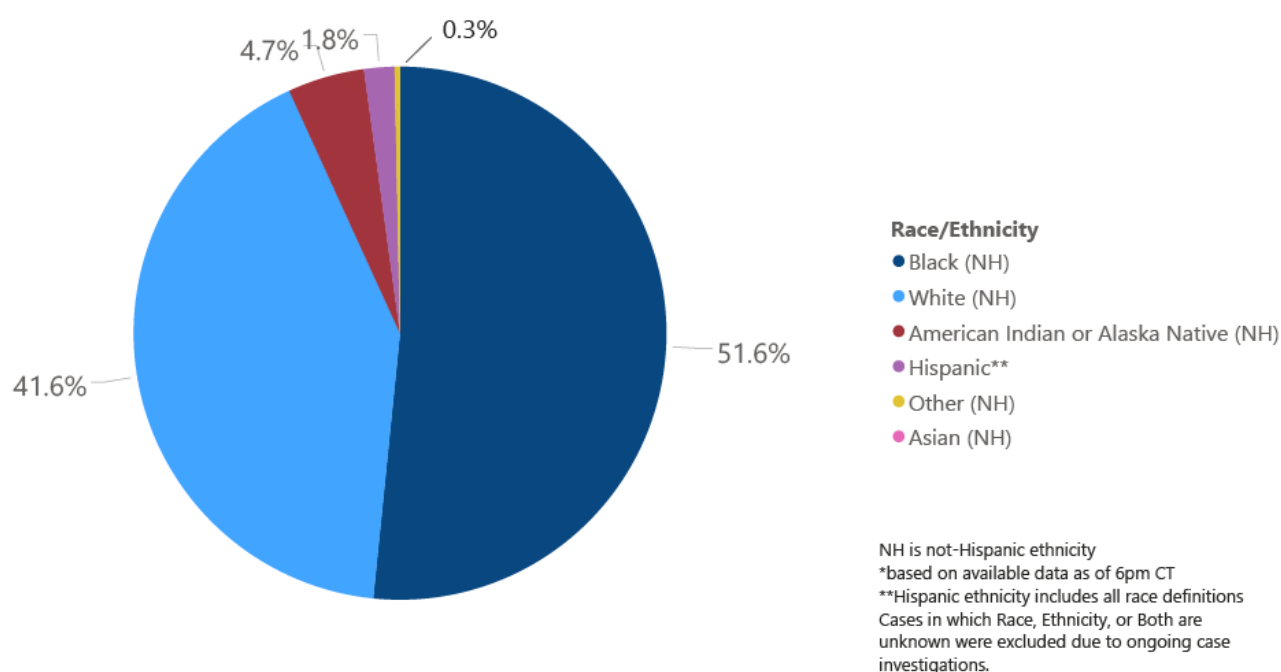


COVID-19 Underlying Conditions in Deaths by Race/Ethnicity through July 17, 2020*, Mississippi

Race/Ethnicity ● Black (NH) ● White (NH) ● American Indian or Alaska Native (NH) ● Hispanic** ● Other (NH) ● Asian (NH)

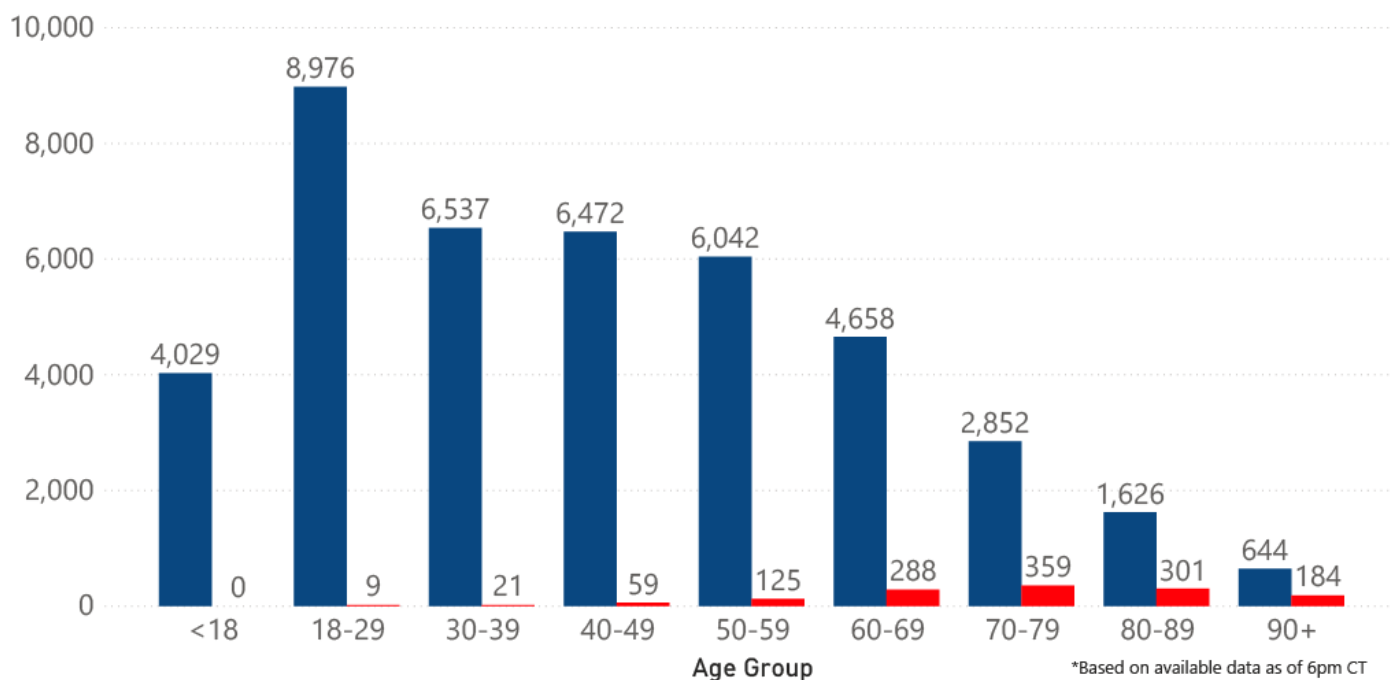


COVID-19 Deaths by Race/Ethnicity through July 17, 2020*, Mississippi

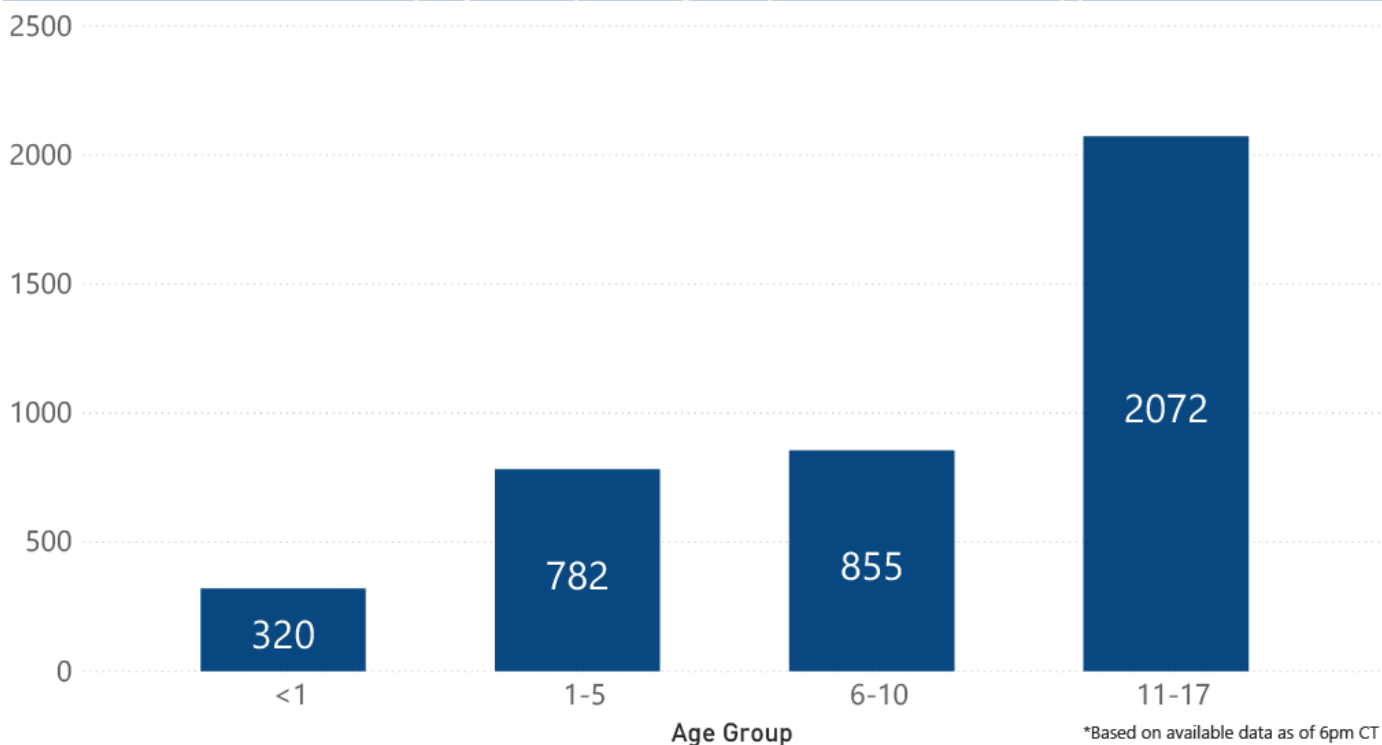


COVID-19 Cases and Deaths by Age Group through July 17, 2020*, Mississippi

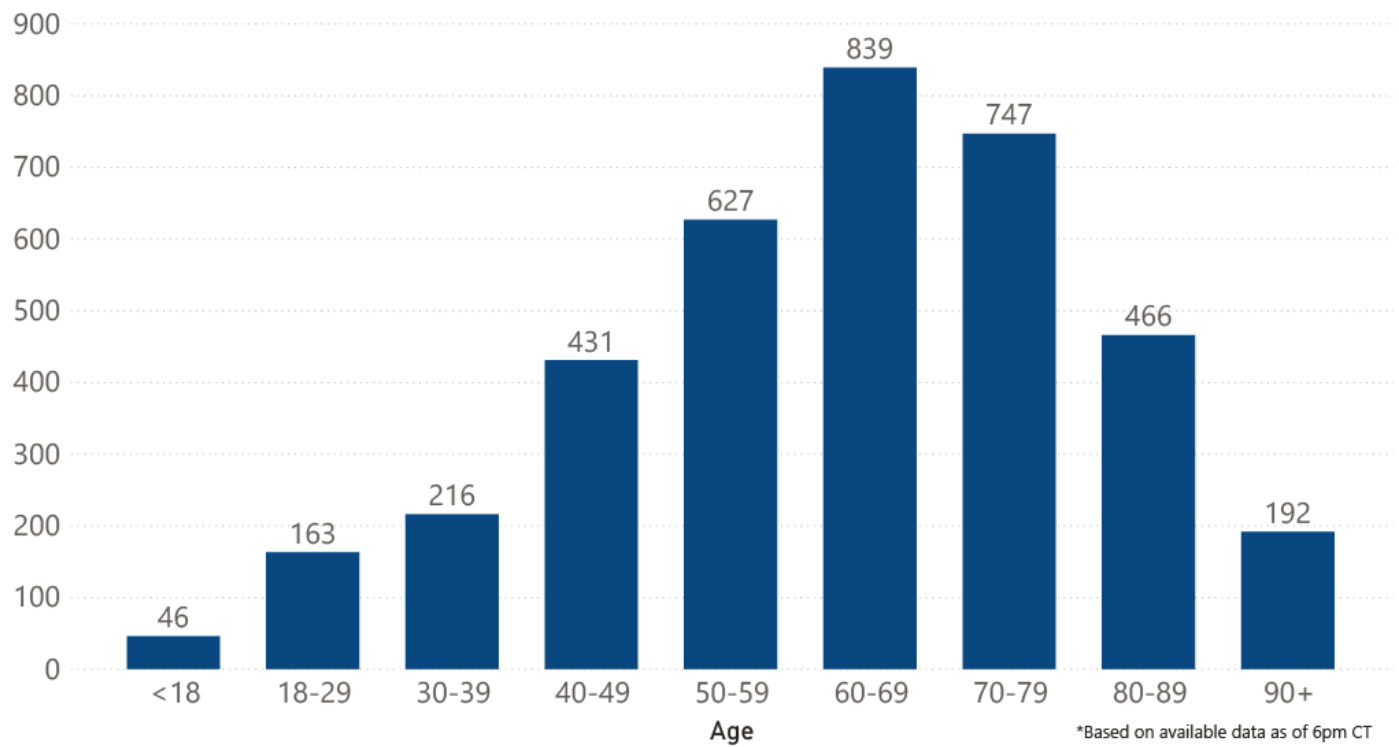
● Cases ● Deaths



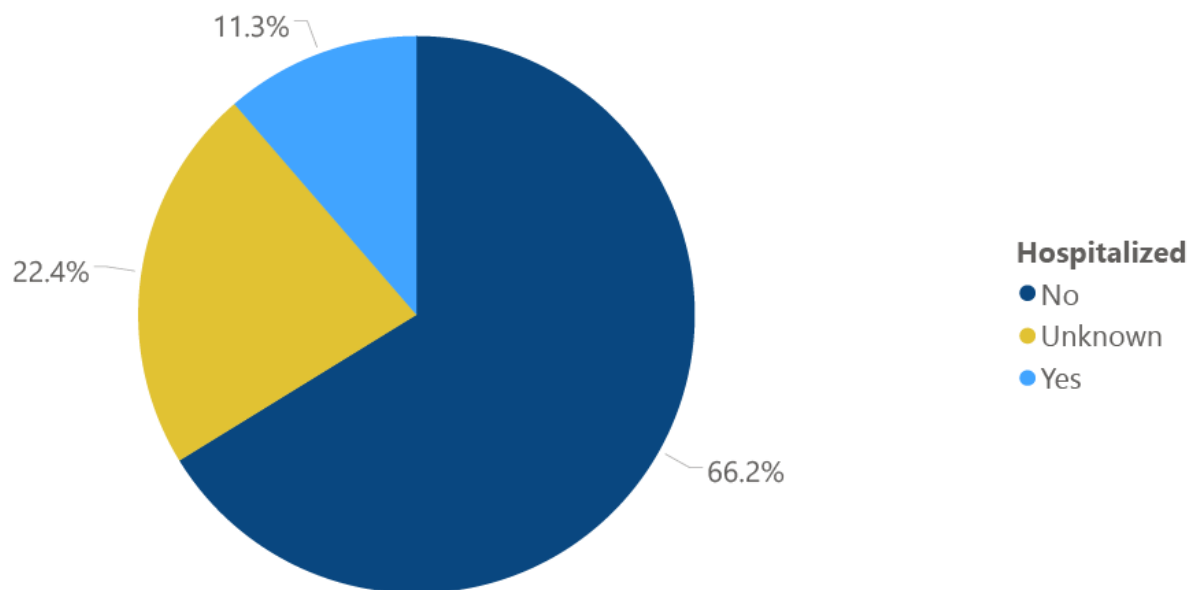
COVID-19 Pediatric Cases by Age Group through July 17, 2020*, Mississippi



COVID-19 Hospitalized Cases by Age through July 17, 2020*, Mississippi



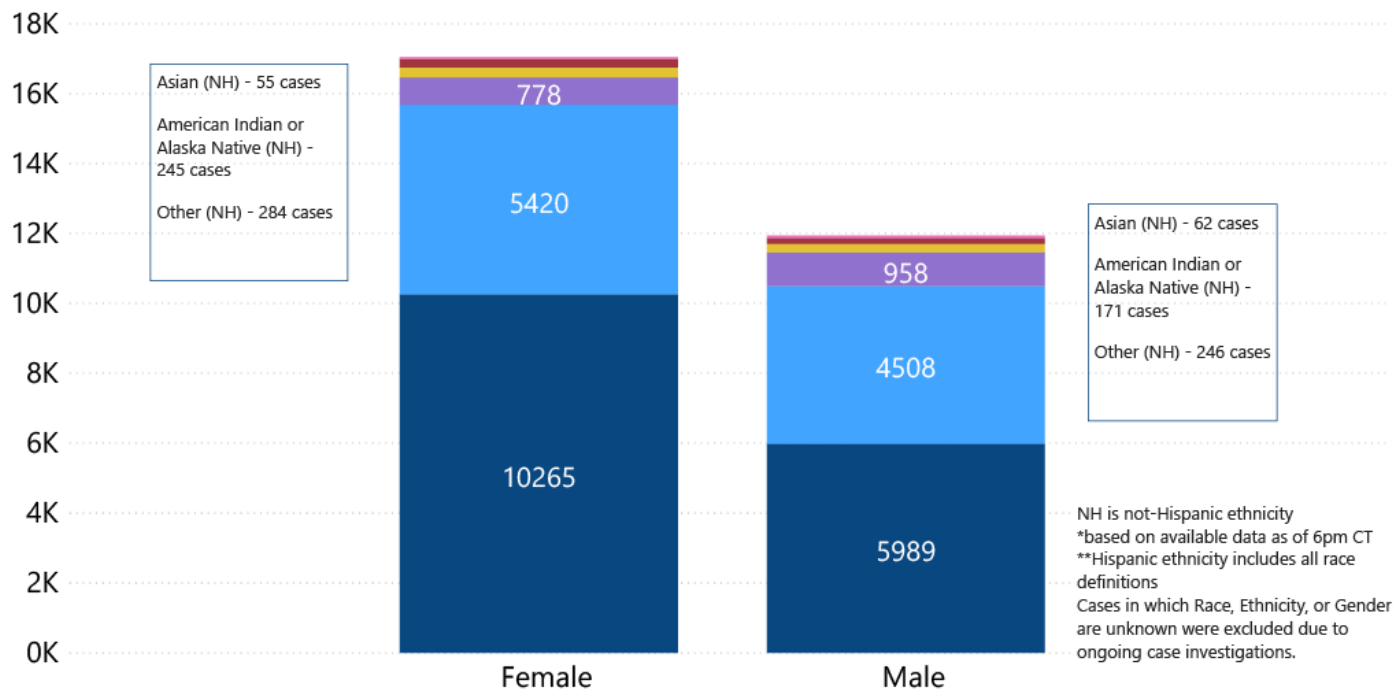
COVID-19 Cumulative Hospitalizations-Investigated Cases July 17, 2020 *



* N=32,854 8,992 cases excluded due to ongoing investigations, based on available data as of 6 pm CT

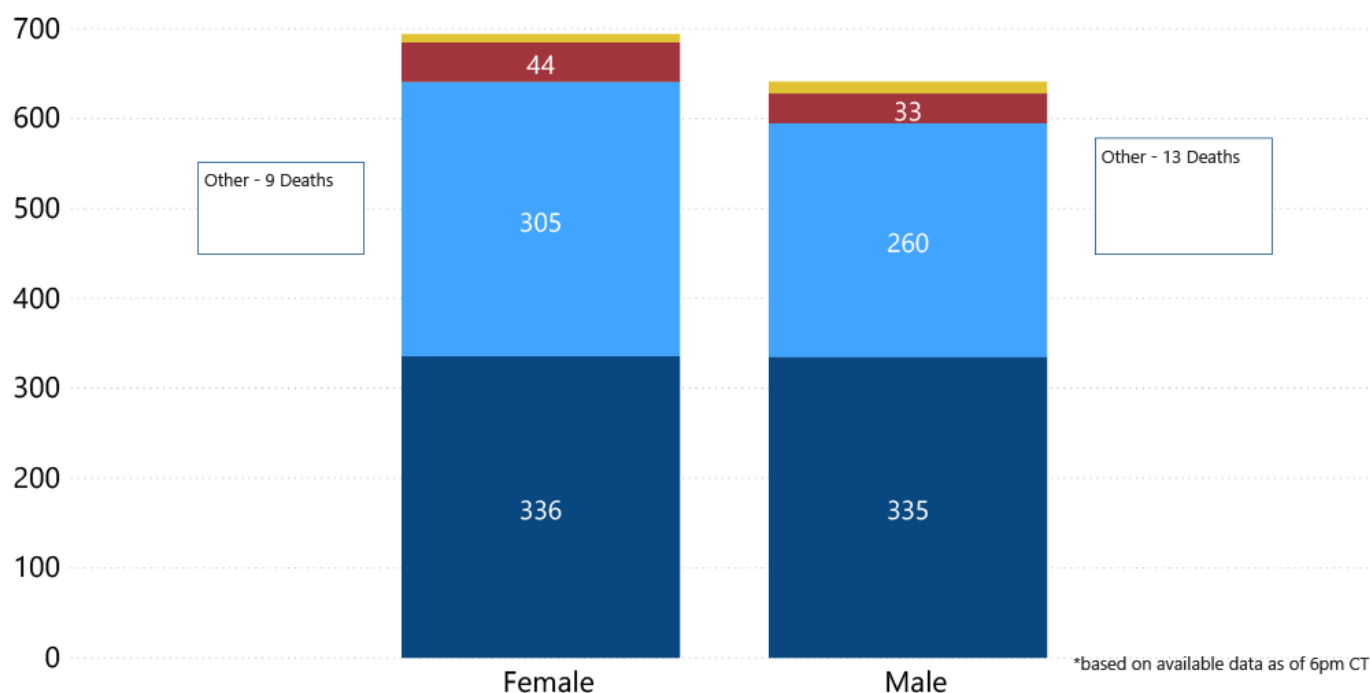
COVID-19 Cases by Race/Ethnicity and Gender through July 17, 2020*, Mississippi

Race/Ethnicity ● Black (NH) ● White (NH) ● Hispanic** ● Other (NH) ● American Indian or Alaska Native (NH) ● Asian (NH)

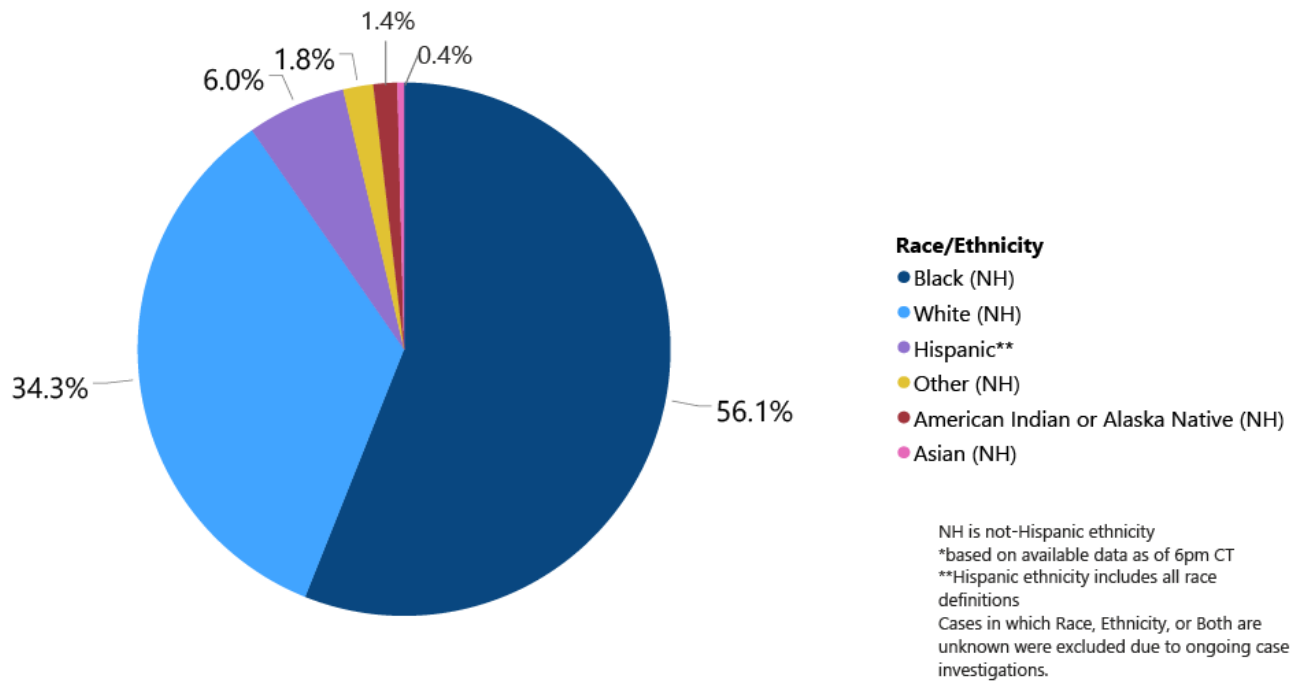


COVID-19 Deaths by Race and Gender through July 17, 2020*, Mississippi

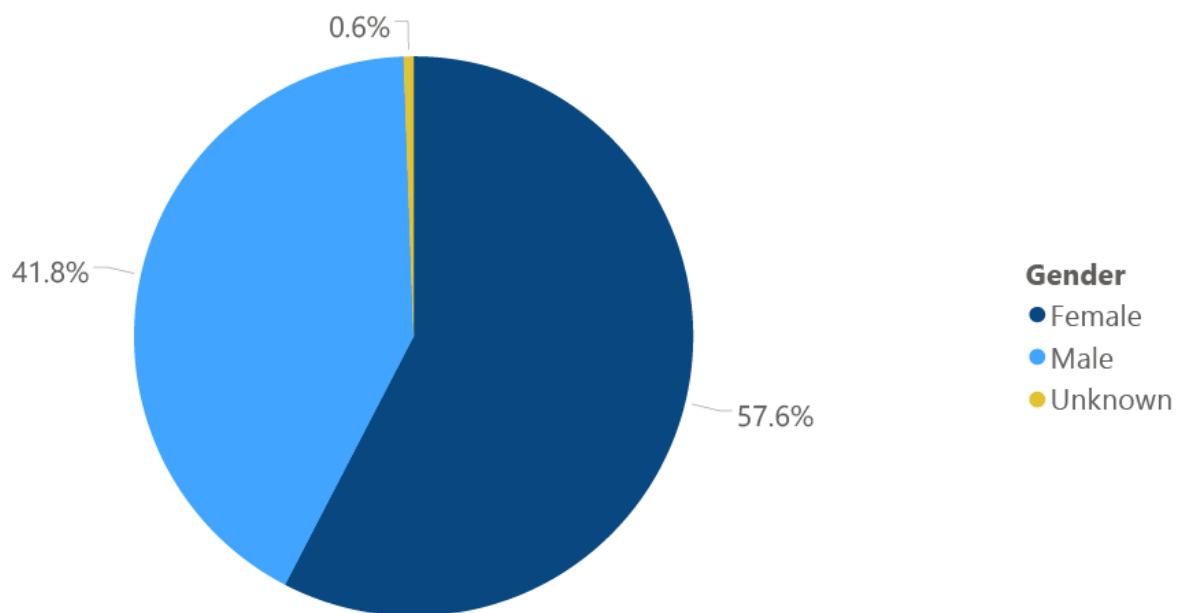
Race ● Black ● White ● American Indian or Alaska Native ● Other ● Asian



COVID-19 Cases by Race/Ethnicity through July 17, 2020*, Mississippi



COVID-19 Cases by Gender through July 17, 2020*, Mississippi



*Based on available data as of 6pm CT

Weekly High Case and High Incidence Counties

These weekly tables count cases based on the date of testing, not the date the test result was reported, and count only those cases where the date of testing is known.

They rank counties by weekly cases, and by incidence (cases proportional to population). A separate table ranking all counties is also available. **All tables updated weekly.**

COVID-19 High Case MS Counties Over 1 Week Period (July 6-July 12, 2020*)

| County | Cases (July 6-July 12) | Cases per 100,000 (July 6-July 12) | Cases to Date | Cases per 100,000 Total | Percent Change |
|------------|------------------------|------------------------------------|---------------|-------------------------|----------------|
| HINDS | 279 | 117.7 | 3041 | 1282.7 | 10% |
| DESOTO | 130 | 71.4 | 2009 | 1103.8 | 7% |
| RANKIN | 122 | 79.3 | 1137 | 738.8 | 12% |
| MADISON | 119 | 112.7 | 1508 | 1427.6 | 9% |
| HARRISON | 109 | 52.7 | 1183 | 572.5 | 10% |
| GRENADA | 98 | 465.4 | 625 | 2968.4 | 19% |
| SIMPSON | 98 | 366.2 | 453 | 1693.0 | 28% |
| FORREST | 76 | 101.3 | 1043 | 1390.0 | 8% |
| SUNFLOWER | 66 | 256.5 | 505 | 1962.3 | 15% |
| LAMAR | 57 | 91.3 | 584 | 935.2 | 11% |
| WASHINGTON | 53 | 117.6 | 753 | 1671.0 | 8% |
| JACKSON | 50 | 34.9 | 804 | 561.2 | 7% |

*based on available data as of 6pm CT

Cases based on test date. Cases without test date excluded due to ongoing investigations.

Table will be updated weekly.

COVID-19 High Incidence MS Counties Over 1 Week Period (July 6-July 12, 2020*)

| County | Cases (July 6-July 12) | Cases per 100,000 (July 6-July 12) | Cases to Date | Cases per 100,000 Total | Percent Change |
|--------------|------------------------|------------------------------------|---------------|-------------------------|----------------|
| MONTGOMERY | 49 | 488.9 | 186 | 1855.7 | 36% |
| GRENADA | 98 | 465.4 | 625 | 2968.4 | 19% |
| SIMPSON | 98 | 366.2 | 453 | 1693.0 | 28% |
| TALLAHATCHIE | 43 | 307.4 | 197 | 1408.5 | 28% |
| SUNFLOWER | 66 | 256.5 | 505 | 1962.3 | 15% |
| COVINGTON | 48 | 254.6 | 450 | 2386.9 | 12% |
| JEFFERSON | 17 | 239.2 | 137 | 1927.9 | 14% |
| WALTHALL | 34 | 235.1 | 274 | 1894.2 | 14% |
| LEAKE | 41 | 180.1 | 635 | 2789.6 | 7% |
| LAWRENCE | 22 | 176.6 | 216 | 1734.2 | 11% |
| HOLMES | 28 | 158.9 | 598 | 3393.5 | 5% |
| SCOTT | 44 | 155.5 | 831 | 2937.7 | 6% |

*based on available data as of 6pm CT

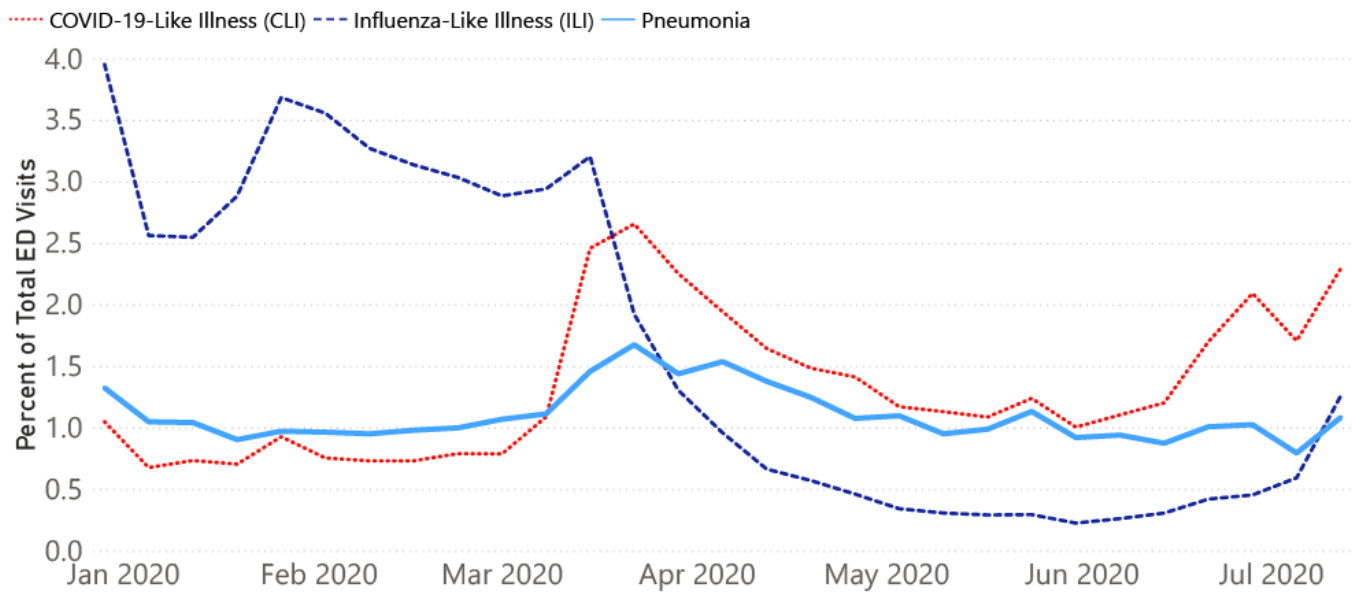
Cases based on test date. Cases without test date excluded due to ongoing investigations.

Table will be updated weekly.

Syndromic Surveillance

Emergency department visits by those with symptoms characteristic of COVID-19, influenza and pneumonia, updated weekly.

Percentage of Emergency Department and Clinic visits for CLI, ILI, and Pneumonia Cases Weekly Statewide Summary, December 29, 2019 - July 12, 2020



*The graph represents syndromic surveillance data from emergency department visits, reported electronically by hospitals throughout the state, that are consistent with COVID-19-Like Illness (CLI), Influenza-Like Illness (ILI), and Pneumonia. Based on available data as of 6pm CT. Graph will be updated weekly.

Estimated Recoveries

Presumed COVID-19 cases recovered, estimated weekly (does not include cases still under investigation).

COVID-19 Presumed Recovered Cases through July 12, 2020, Mississippi

25,932

Presumed Recovered*

*Reflects Provisional Estimates. Presumed Recovered if:

- 1) It has been 14 days or more since the case tested positive, if they were not hospitalized
- 2) It has been 21 days or more since the case tested positive, if they were hospitalized or hospitalization was unknown.

All deaths excluded. Presumed recovered counts will be updated weekly.

U.S. and World Cases

- ▶ [COVID-19 cases in the United States \(CDC\)](#)
- ▶ [U.S. COVID-19 Tracker \(CDC\)](#)
- ▶ [COVID-19 Global Case Map \(Johns Hopkins University\)](#)

COVID-19 Testing

Statewide Combined Testing as of July 17

COVID-19 testing providers around the state include commercial laboratories as well as hospital labs. Combined with testing done by the MSDH Public Health Laboratory, the figures provide a complete picture of all Mississippi testing.

PCR testing detects current, active COVID-19 infection in an individual.

Antibody (serology) testing identifies individuals with past COVID-19 infection based on antibodies they develop one to three weeks after infection.

| | Total tests | PCR | Antibody |
|------------------------------------|----------------|----------------|---------------|
| MSDH Public Health Laboratory | 68,148 | 68,148 | 0 |
| Other testing providers | 323,204 | 308,645 | 14,559 |
| Total tests for COVID-19 statewide | 391,352 | 376,793 | 14,559 |

MSDH Individuals Tested as of July 18

MSDH Public Health Laboratory (MPHL) testing totals as of 3 p.m. These totals are for tests performed at the MPHL only.

- Total individuals tested by the MPHL: **57,792**
- Total positive individuals from MPHL tests: **5,819**

Getting Tested for COVID-19

The MSDH Public Health Laboratory, its partners, and private providers are testing statewide for COVID-19.

Anyone with symptoms of fever, severe cough or severe chest pains – especially those who are older or in poor health – should make arrangements for testing with their doctor or one of the many healthcare providers now performing testing. Healthcare providers can assess your health history and symptoms, and perform testing for COVID-19 as needed. MSDH is also helping conduct free drive-up testing sites in many parts of the state. **Always call ahead to the testing provider for instructions on safely being examined before you visit for your test.**

- ▶ [Find a COVID-19 testing provider near you](#)

- ▶ [Video: A tour through COVID-19 testing at the MSDH Public Health Lab](#)

Prevention and Guidance for Individuals and the Community

- ▶ [Preventive steps to take, recommendations, guidance and general information on COVID-19](#)

Get health alerts and our free newsletter by e-mail:



Last reviewed on Mar 5,

2020

[error on this](#)

[email page](#)

[print](#)

Related resources

- ▶ [Local COVID-19 Testing Providers](#)
- ▶ [COVID-19 Guidance and Prevention for Individuals and the Community](#)

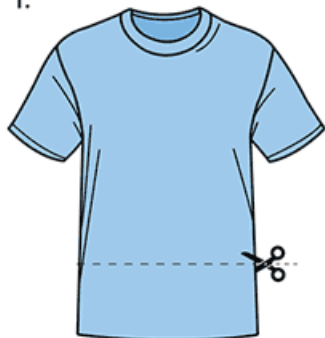
Updated July 12, 2020

More topics

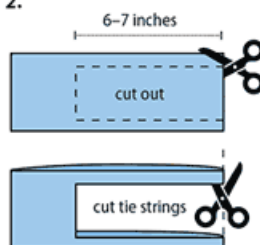
- ▶ [\[Espanol, Tieng Viet, ASL \]](#)
- ▶ [COVID-19 Cases and Deaths Data](#)
- ▶ [COVID-19 Hospital Reports](#)
- ▶ [Diagnostic Testing EUA](#)
- ▶ [Executive Orders](#)
- ▶ [Handouts and Posters](#)
- ▶ [Healthcare Professionals](#)
- ▶ [Interactive Map and Charts](#)
- ▶ [Prevention and Safety Guidance](#)
- ▶ [Testing for COVID-19](#)

Make your own face covering

1.

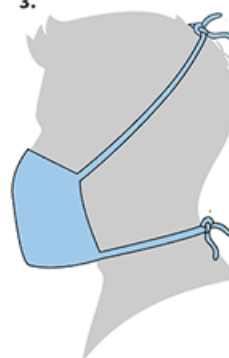


2.



[FIND OUT MORE](#)

3.



AGENCY

[About Us](#)

[Administration](#)

[Board of Health](#)

[County Offices](#)

[Institutional Review](#)

[Jobs](#)

[Locations](#)

[Public Health Laboratory](#)

[RFPs/Grants](#)

[More »](#)

[Intranet](#)
[OHIT+ER Service Center](#)
[Webmail](#)

INFORMATION

[Apps](#)
[Calendar of Events](#)
[Contact Us](#)
[Meetings](#)
[Health Resources](#)
[Hotlines](#)
[Locations](#)
[News](#)
[Newsletter](#)
[Phone Numbers](#)
[Español](#)

I NEED A ...

[Birth Certificate](#)
[Certificate of Need](#)
[Children's Health Insurance](#)
[Complaint Form](#)
[Criminal History Check](#)
[Death Certificate](#)
[Divorce Record](#)
[Food Permit](#)
[Immunization Record](#)
[J-1 Visa](#)
[License Verification](#)
[Marriage Record](#)
[Professional License](#)
[Public Records Request](#)
[Wastewater Application](#)

PUBLICATIONS

[Annual Report](#)
[CON Weekly Reports](#)
[Health Facilities Directory](#)
[Mississippi Morbidity Reports](#)
[Public Health Report](#)
[State Health Plan](#)
[Strategic Plan](#)

[More »](#)

