



Coronavirus Disease 2019 (COVID-19)

Updated July 21, 2020



The national Centers for Disease Control and Prevention (CDC) and the Mississippi State Department of Health continue to closely monitor the outbreak of respiratory illnesses caused by the novel (new) coronavirus COVID-19, and are working to limit the spread of cases nationally and in Mississippi. MSDH is actively working with doctors and hospitals to quickly identify cases and respond effectively to limit this outbreak.



If you have tested positive for COVID-19 or been in contact with someone who has COVID-19 then isolation or quarantine is important to protect others.

► [What you should do](#)

Mask and social distancing requirements for additional counties

More counties have been ordered by the Governor to observe limits on gathering sizes, in retail businesses, and to take other safety measures to control the high local rates of COVID-19.

► [Full details](#)

Healthcare Professionals

Guidance and more →

- [MSDH guidances](#)
- [Specimens](#)
- [Lab dropoff](#)
- [CDC guidances](#)
- [MS-HAN Alerts](#)

[ALL HEALTHCARE](#)

Current Cases and Statistics

County and state data →

- [Current cases and deaths](#)
- [Data by county](#)

- ▶ [Data charts and map](#)
- ▶ [Long-term care facilities](#)
- ▶ [Lab testing](#)
- ▶ [Recoveries](#)

[ALL STATISTICS](#)

Prevention, Safety and Testing

Personal and community →

- ▶ [Personal protection](#)
- ▶ [Businesses and workplace](#)
- ▶ [Community and events](#)
- ▶ [State agencies](#)
- ▶ [Find COVID-19 testing](#)
- ▶ [After you get tested](#)

[ALL PREVENTION](#)

Mississippi Coronavirus Hotline (7 days a week, 7 a.m.–7 p.m.): 877-978-6453

Hard of hearing? Dial 711 for assistance.

General Information

- ▶ [Overview, questions and answers, handouts, and information in other languages](#)

COVID-19 in Mississippi

New Cases and Deaths as of July 20

NEW CASES

1,635

New COVID-19 positive test results reported to MSDH as of 6 p.m. yesterday.

NEW DEATHS

31

New COVID-19 related deaths reported to MSDH as of 6 p.m. yesterday.

County	Total
Bolivar	3
Grenada	1
Harrison	1
Hinds	5
Jackson	1
Lawrence	1
Leake	1
Lee	1
Lowndes	1
Madison	2
Neshoba	1
Panola	1
Rankin	1
Sunflower	2
Tishomingo	1
Walthall	1
Washington	1
Wayne	1

* 5 confirmed COVID-19 related deaths occurred between June 30 and July 12, identified from death certificate reports. The additional deaths were reported in the following counties:

County	Total
Bolivar	1
Clay	1
Covington	1
Harrison	1
Leake	1

LTC OUTBREAKS

154

Current outbreaks in long-term care facilities only. (One or more cases among staff or residents counts as an outbreak.)

About our case counts: We currently update our case totals each day based on test results from the previous day. Outside laboratories also report positive test results to us, which are included in our totals. Repeated tests for the same individual are counted only once. County case numbers and deaths may change as investigation finds new or additional information.

County COVID-19 Data

Race and Ethnicity

► [Total COVID-19 cases and deaths by county, race and ethnicity](#) PDF

Current and past data tables, updated daily

Case Summaries and Cases per Day

► **NEW:** [Weekly COVID-19 trends and summaries for Mississippi counties](#)

Selected statistics and trends for each Mississippi county, updated weekly

High Cases and Incidence

► [Mississippi counties ranked by weekly cases and incidence](#)

Cumulative Cases and Deaths by County

Totals of all reported COVID-19 cases for 2020, including those in long-term care (LTC) facilities.

The numbers in this table are provisional. County case numbers and deaths may change as investigation finds new or additional information. The data provided below is the most current available.

County	Total Cases	Total Deaths	Total LTC Facility Cases	Total LTC Facility Deaths
Adams	449	22	44	11
Alcorn	179	2	1	1
Amite	145	4	13	2
Attala	423	23	89	19
Benton	80	0	1	0
Bolivar	605	22	42	7
Calhoun	270	5	23	4
Carroll	221	11	45	9
Chickasaw	348	19	35	11
Choctaw	95	4	0	0
Claiborne	354	11	43	9
Clarke	257	25	19	9
Clay	309	13	2	1
Coahoma	443	7	1	0
Copiah	777	20	30	3
Covington	476	7	3	0
Desoto	2474	20	23	5
Total	45,524	1,389	3,192	658

County	Total Cases	Total Deaths	Total LTC Facility Cases	Total LTC Facility Deaths
Forrest	1232	45	96	29
Franklin	74	2	3	1
George	192	3	1	0
Greene	165	10	34	6
Grenada	721	16	59	9
Hancock	212	14	8	4
Harrison	1521	20	97	10
Hinds	3835	75	161	26
Holmes	675	43	97	20
Humphreys	222	10	19	6
Issaquena	16	1	0	0
Itawamba	208	8	34	7
Jackson	1183	23	66	6
Jasper	304	6	1	0
Jefferson	145	3	3	0
Jefferson Davis	153	4	3	1
Jones	1422	53	158	35
Kemper	201	15	38	9
Lafayette	613	4	42	1
Lamar	832	8	3	2
Lauderdale	1115	83	203	54
Lawrence	214	3	0	0
Leake	693	23	3	0
Lee	863	25	66	15
Leflore	663	56	184	41
Lincoln	618	36	115	27
Lowndes	671	18	46	9
Madison	1804	47	150	22
Marion	433	12	15	2
Marshall	392	4	12	1
Monroe	525	44	124	37
Montgomery	229	3	0	0
Total	45,524	1,389	3,192	658

County	Total Cases	Total Deaths	Total LTC Facility Cases	Total LTC Facility Deaths
Neshoba	1113	82	107	34
Newton	442	10	7	1
Noxubee	328	10	16	3
Oktibbeha	705	27	132	18
Panola	596	7	3	1
Pearl River	383	32	52	12
Perry	127	5	0	0
Pike	624	25	53	12
Pontotoc	533	6	3	1
Prentiss	203	6	24	3
Quitman	139	1	0	0
Rankin	1537	23	65	8
Scott	901	16	15	3
Sharkey	79	0	1	0
Simpson	548	5	3	0
Smith	318	12	53	8
Stone	109	2	2	1
Sunflower	688	13	4	0
Tallahatchie	301	4	6	1
Tate	493	18	28	10
Tippah	203	11	0	0
Tishomingo	178	2	2	0
Tunica	155	3	12	2
Union	338	11	20	8
Walthall	358	13	54	7
Warren	748	22	41	9
Washington	1105	19	28	6
Wayne	650	21	54	8
Webster	146	11	52	10
Wilkinson	129	11	5	2
Winston	411	13	40	10
Yalobusha	245	9	35	7
Total	45,524	1,389	3,192	658

County	Total Cases	Total Deaths	Total LTC Facility Cases	Total LTC Facility Deaths
Yazoo	640	7	20	2
Total	45,524	1,389	3,192	658

Case Classifications

Mississippi investigates and reports both probable and confirmed cases and deaths according to the [CSTE case definition](#).

	Confirmed	Probable	Total
Cases	44,999	525	45,524
Deaths	1,358	31	1,389

Confirmed cases and deaths are generally determined by positive PCR tests, which detect the presence of ongoing coronavirus infection.

Probable cases are those who test positive by other testing methods such as antibody or antigen, and have recent symptoms consistent with COVID-19, indicating a recent infection.

Probable deaths are those individuals with a designation of COVID-19 as a cause of death on the death certificate, but where no confirmatory testing was performed.

Long-Term Care Facility Cases and Outbreaks

Long-term care (LTC) facilities like nursing homes are considered high risk locations because their residents are older or in poor health. Even one case of COVID-19 in these facilities among residents or employees is considered an outbreak. We investigate residents, staff and close contacts of infected individuals for possible exposure. Residential care facilities also represent group living facilities where COVID-19 can be easily spread.

► [Mississippi COVID-19 cases and deaths in long-term care facilities](#) PDF

Long-term care facilities include nursing homes, personal care homes, assisted living homes, and intermediate care facilities for individuals with intellectual disability (ICF-IID)

► [Mississippi COVID-19 cases and deaths in residential care facilities](#) PDF

Residential care facilities include psychiatric or chemical dependency residential treatment centers and long-term acute care facilities.

Active Outbreaks

The table of active outbreaks lists all facilities that have reported a current COVID-19 outbreak. Resident and employee totals are for those cases associated with the current outbreak only. The reported deaths are those which have occurred only among the cases in the current outbreak.

► [Mississippi long-term care facilities with active COVID-19 outbreaks](#) PDF

Updated July 17, 2020

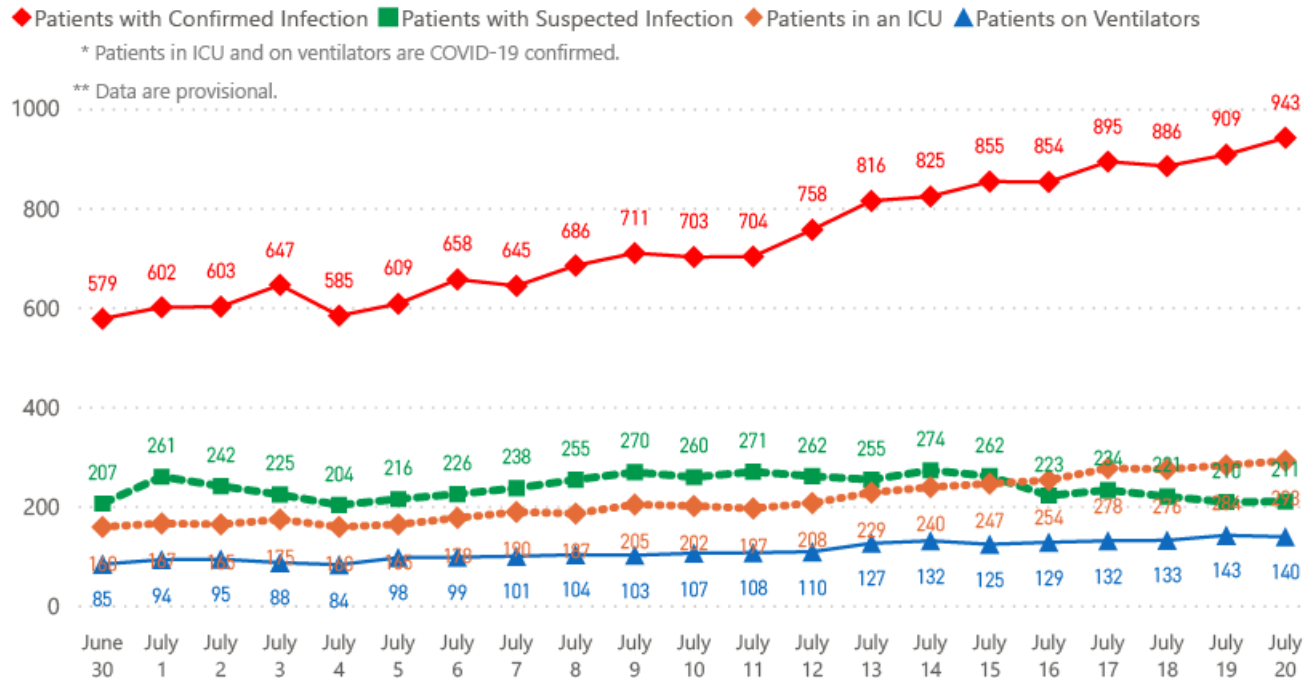
Mississippi COVID-19 Data Charts and Map

Hospital Usage

NEW: Daily reports of hospital capacity and use by COVID-19 and other patients have been added to this section.

- [NEW: Daily hospital capacity reports](#)
- [View interactive hospitalization chart](#)

COVID-19 Hospitalizations Reported by MS Hospitals, 6/30/20-7/20/20 *,**



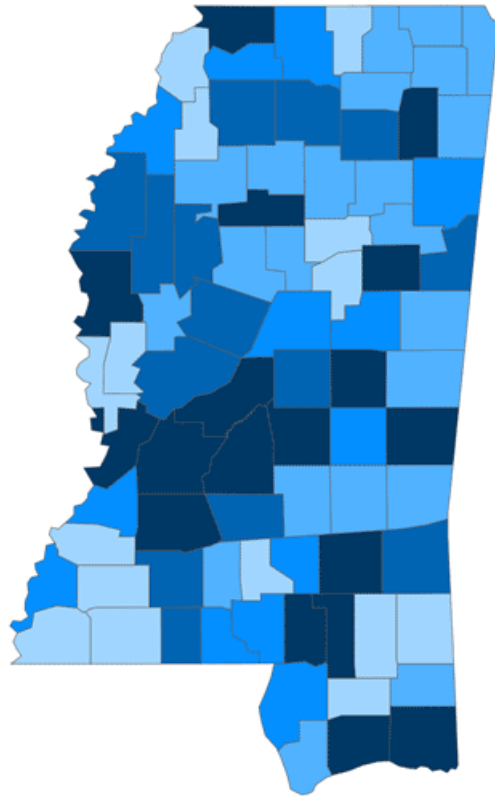
Data Charts

Our state case map and other data charts are also available in interactive form.

- [View interactive map](#)
- [View interactive epidemiological trend and syndromic surveillance](#)
- [View interactive hospitalization chart](#)

The charts below are based on available data at the time of publication. Charts do not include cases where insufficient details of the case are known.

Mississippi COVID-19
Cases and Deaths by Race with Ethnicity
as of 6 pm CT, July 20, 2020



Total Cases
45,524

	American Indian or Alaska Native	Asian	Black	White	Other	Unknown
Non Hispanic	424	125	17,034	10,686	615	163
Hispanic	11	4	55	457	1,210	45
Unknown Ethnicity	734	21	3,340	2,429	3,076	5,095

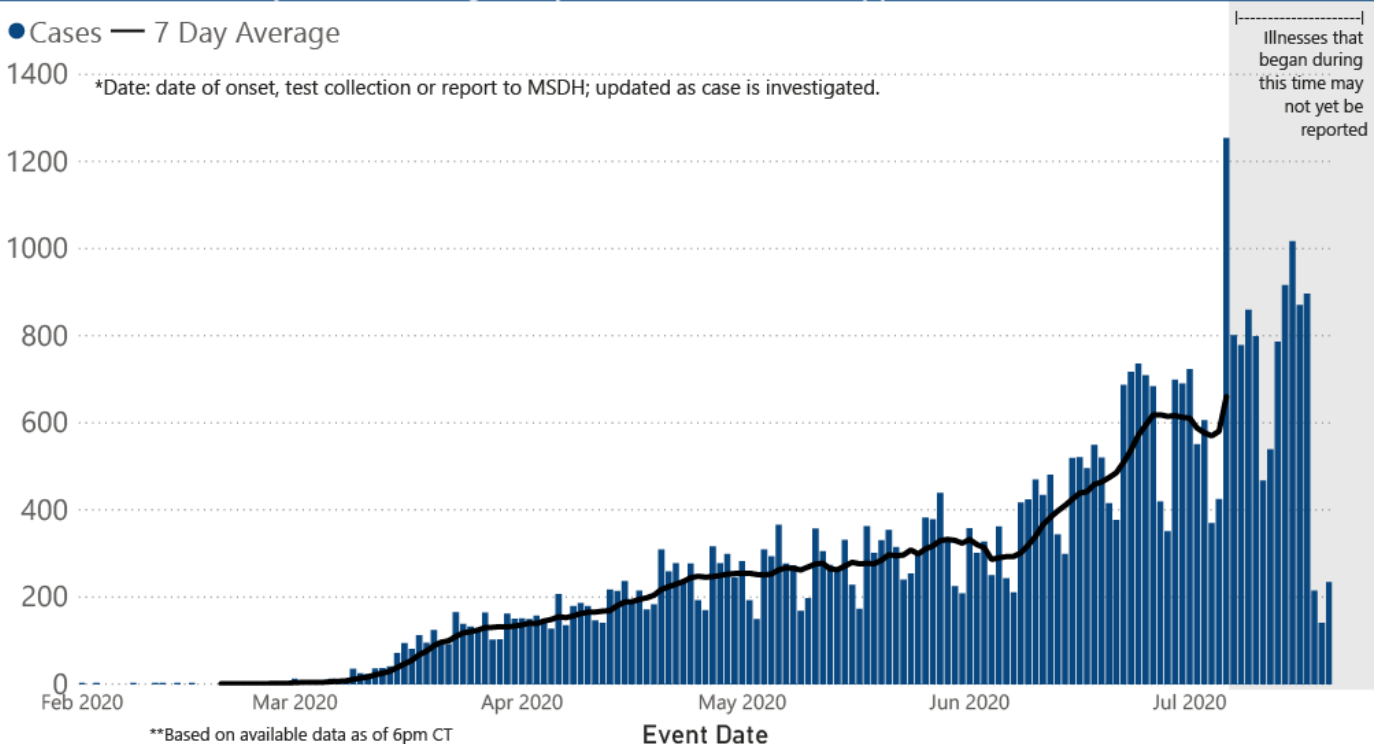
Total Deaths
1,389

	American Indian or Alaska Native	Asian	Black	White	Other	Unknown
Non Hispanic	58	0	660	533	4	0
Hispanic	1	0	2	11	9	1
Unknown Ethnicity	18	0	34	38	10	10

COVID-19 Cases by Date* through July 20, 2020**, Mississippi

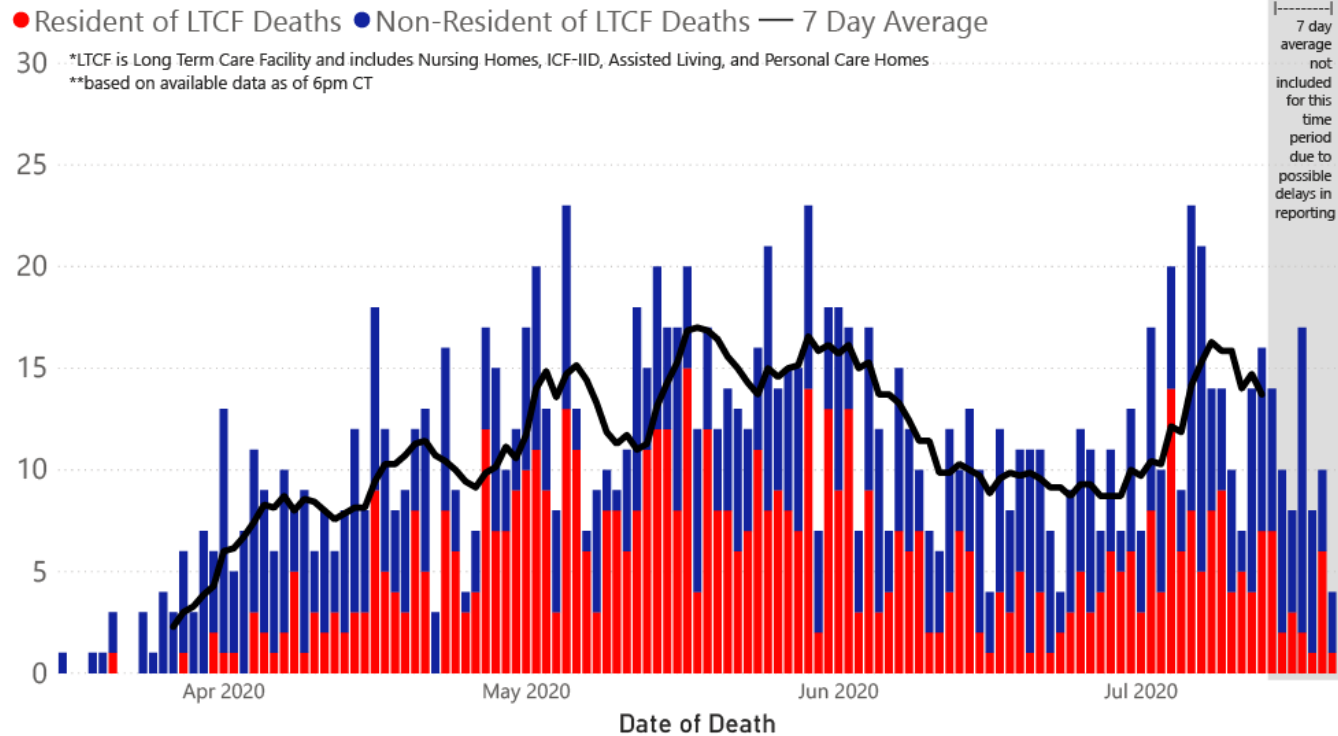
● Cases — 7 Day Average

*Date: date of onset, test collection or report to MSDH; updated as case is investigated.



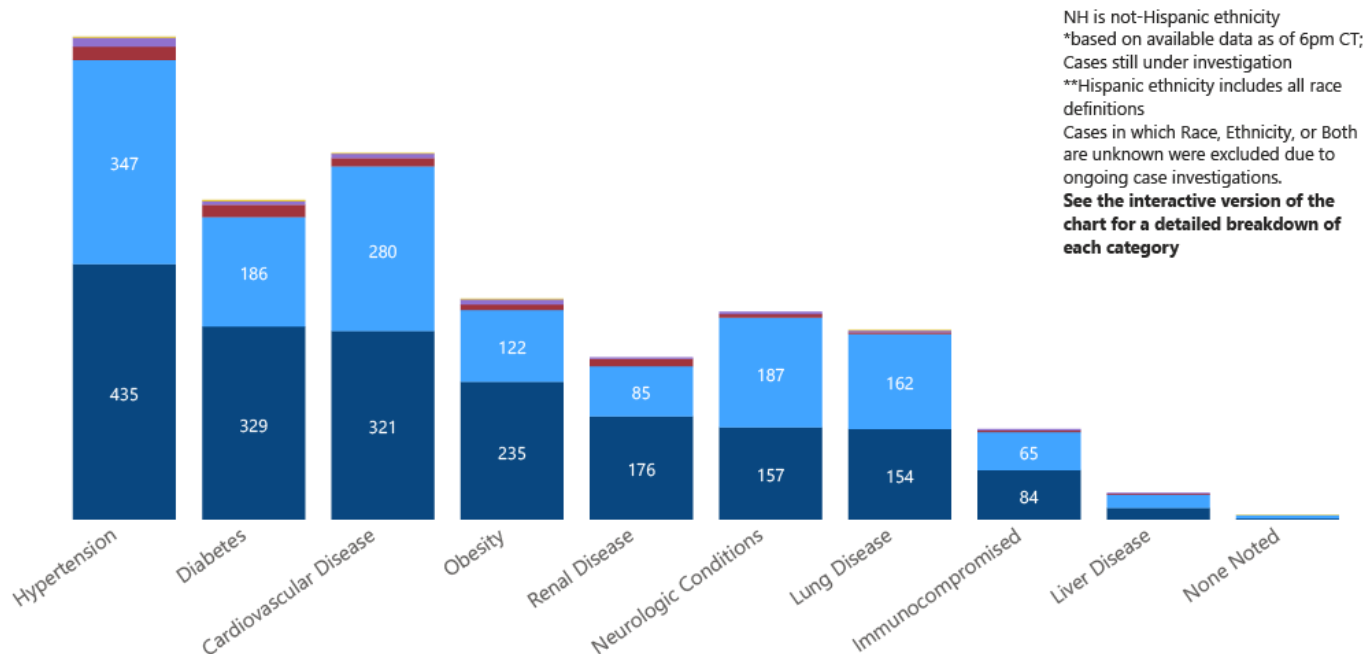
Note: Values up to two weeks in the past on the chart of Cases by Date above can change as we update it with new information from disease investigation.

COVID-19 LTCF* and Non-LTCF Deaths by Date of Death through July 20, 2020**, Mississippi

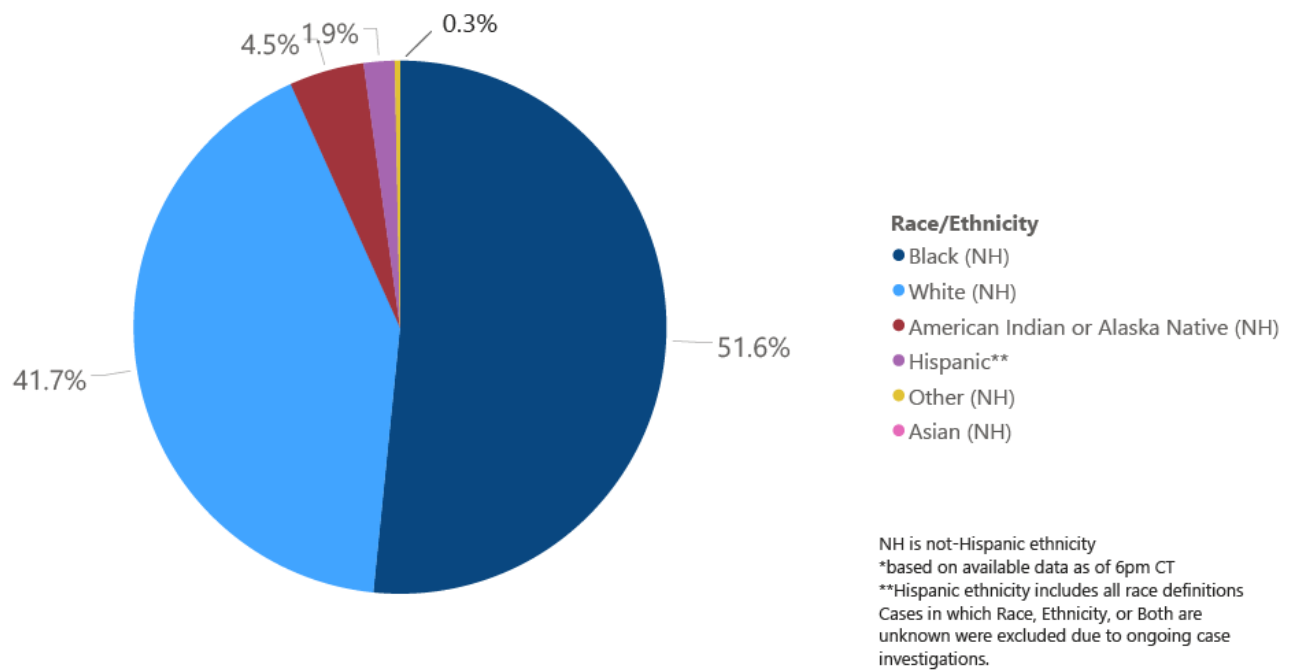


COVID-19 Underlying Conditions in Deaths by Race/Ethnicity through July 20, 2020*, Mississippi

Race/Ethnicity
● Black (NH)
 ● White (NH)
 ● American Indian or Alaska Native (NH)
 ● Hispanic**
 ● Other (NH)
 ● Asian (NH)

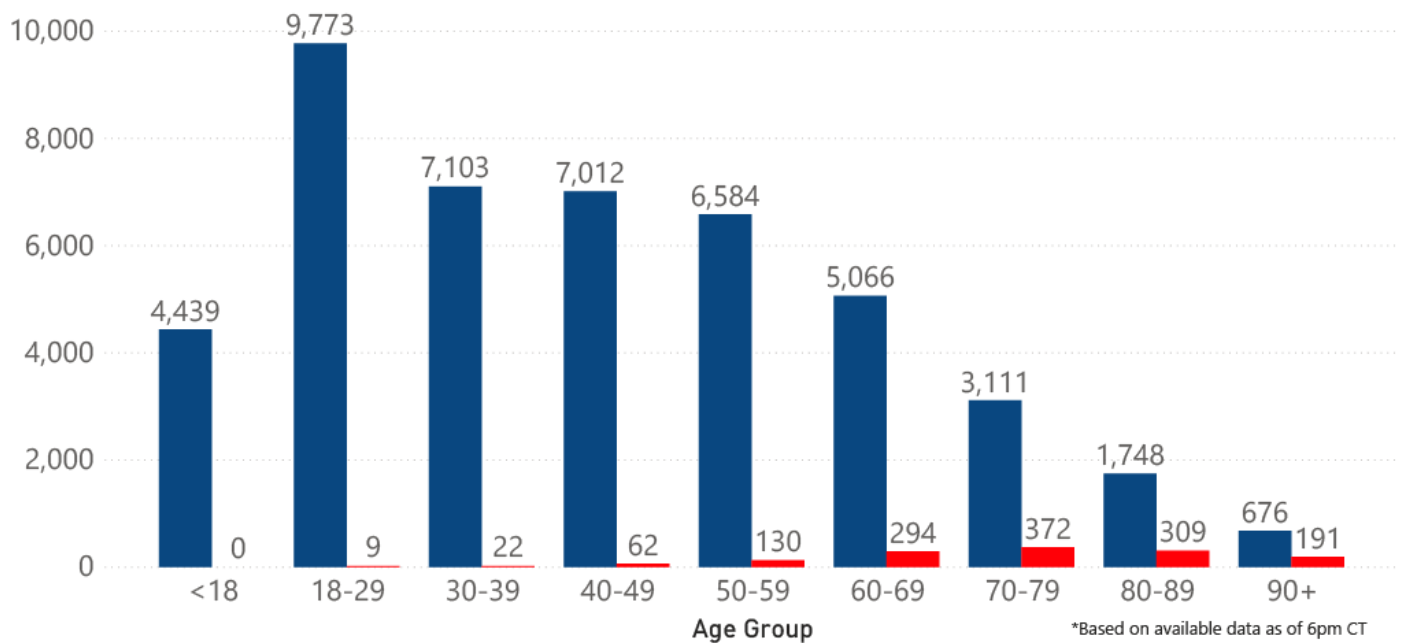


COVID-19 Deaths by Race/Ethnicity through July 20, 2020*, Mississippi

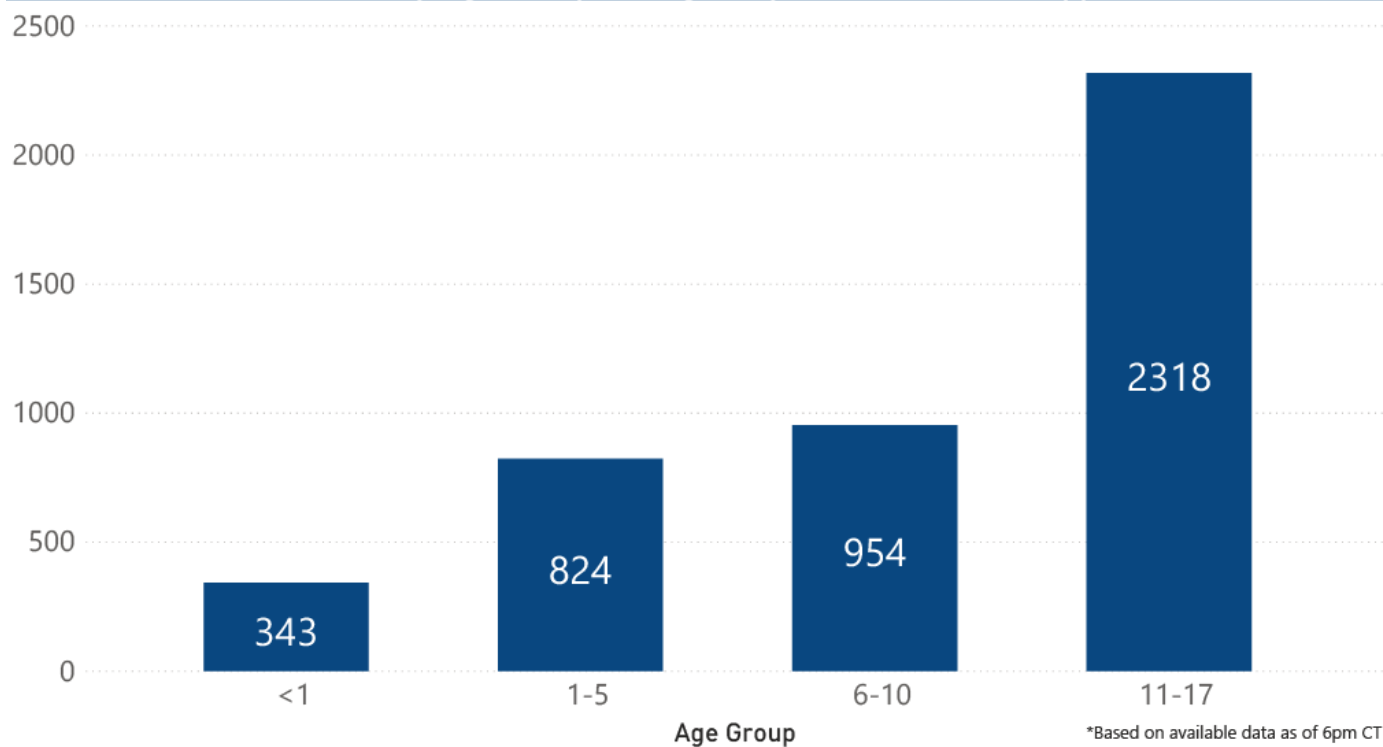


COVID-19 Cases and Deaths by Age Group through July 20, 2020*, Mississippi

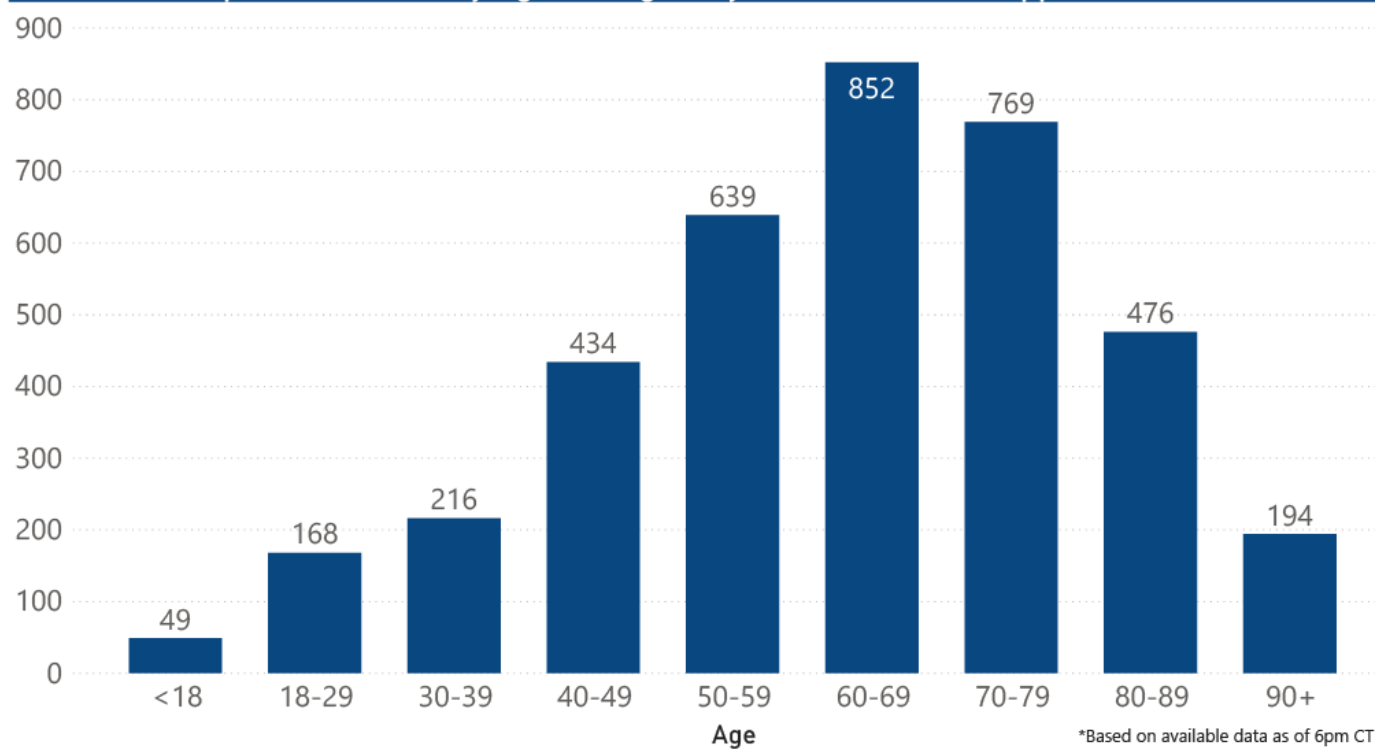
● Cases ● Deaths



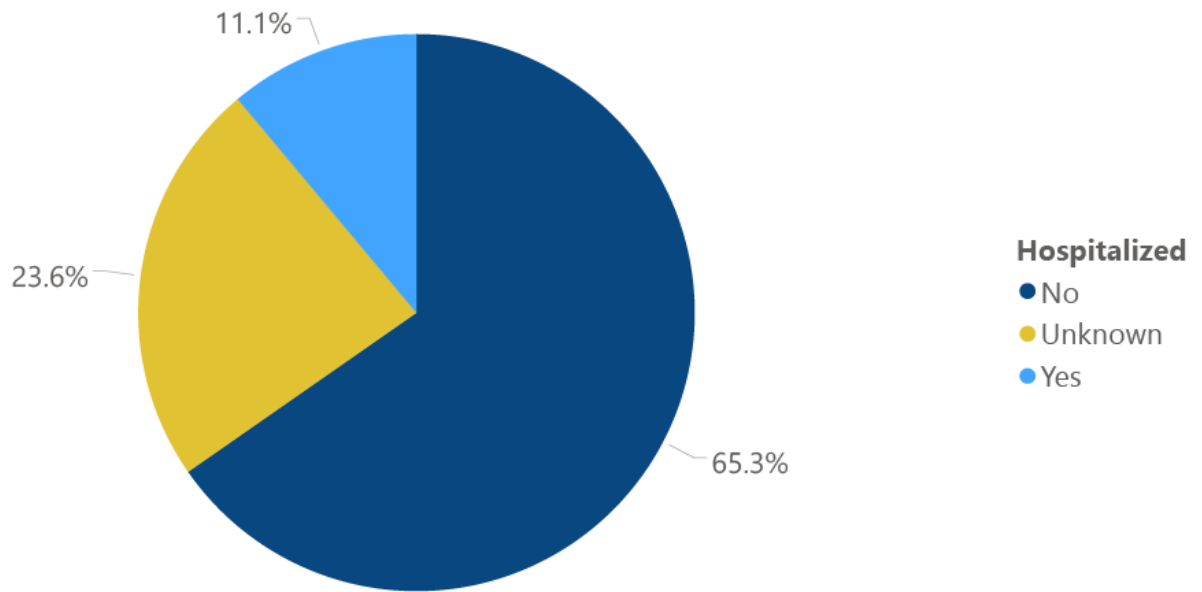
COVID-19 Pediatric Cases by Age Group through July 20, 2020*, Mississippi



COVID-19 Hospitalized Cases by Age through July 20, 2020*, Mississippi



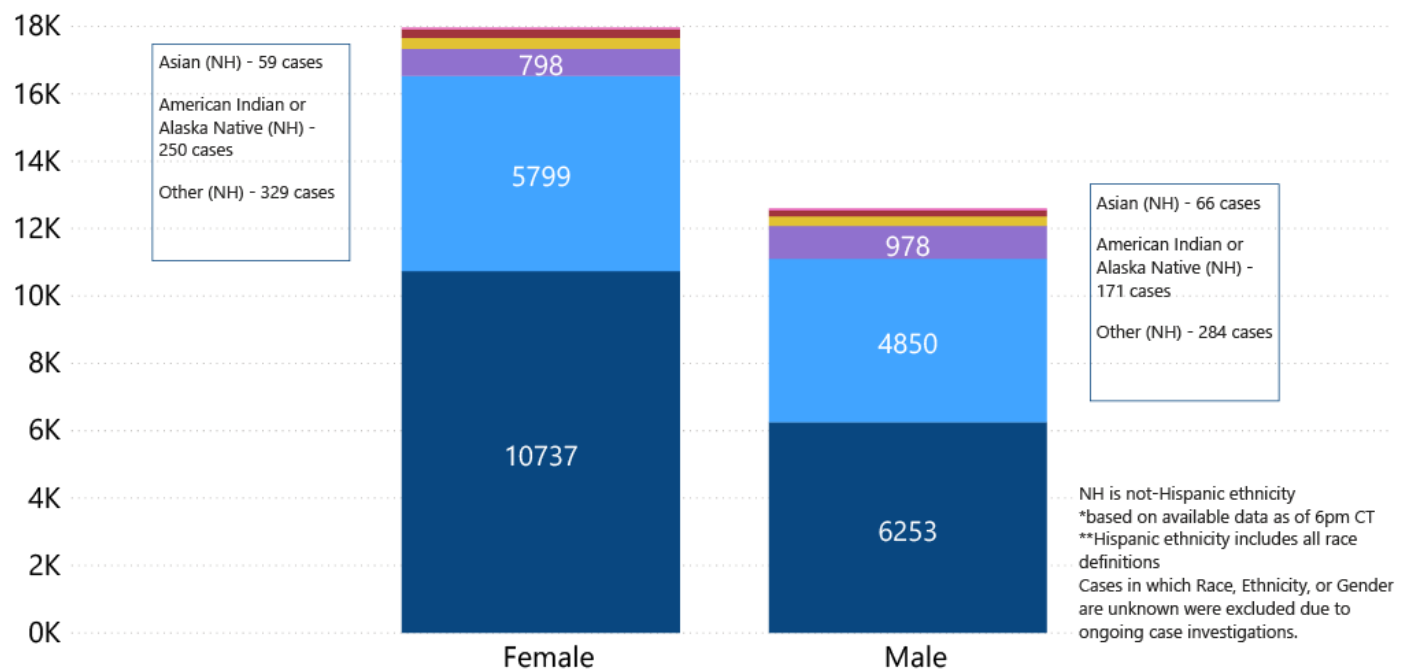
COVID-19 Cumulative Hospitalizations-Investigated Cases July 20, 2020 *



* N=34,227 11,297 cases excluded due to ongoing investigations, based on available data as of 6 pm CT

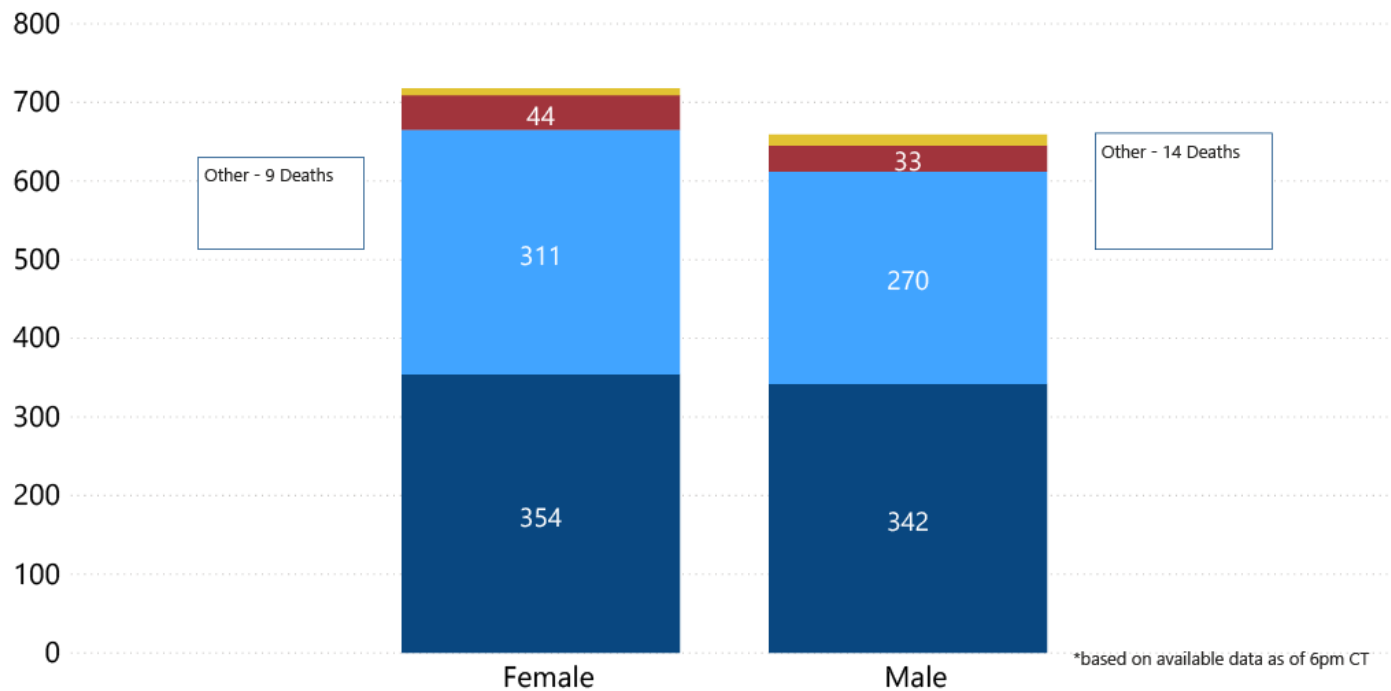
COVID-19 Cases by Race/Ethnicity and Gender through July 20, 2020*, Mississippi

Race/Ethnicity ● Black (NH) ● White (NH) ● Hispanic** ● Other (NH) ● American Indian or Alaska Native (NH) ● Asian (NH)

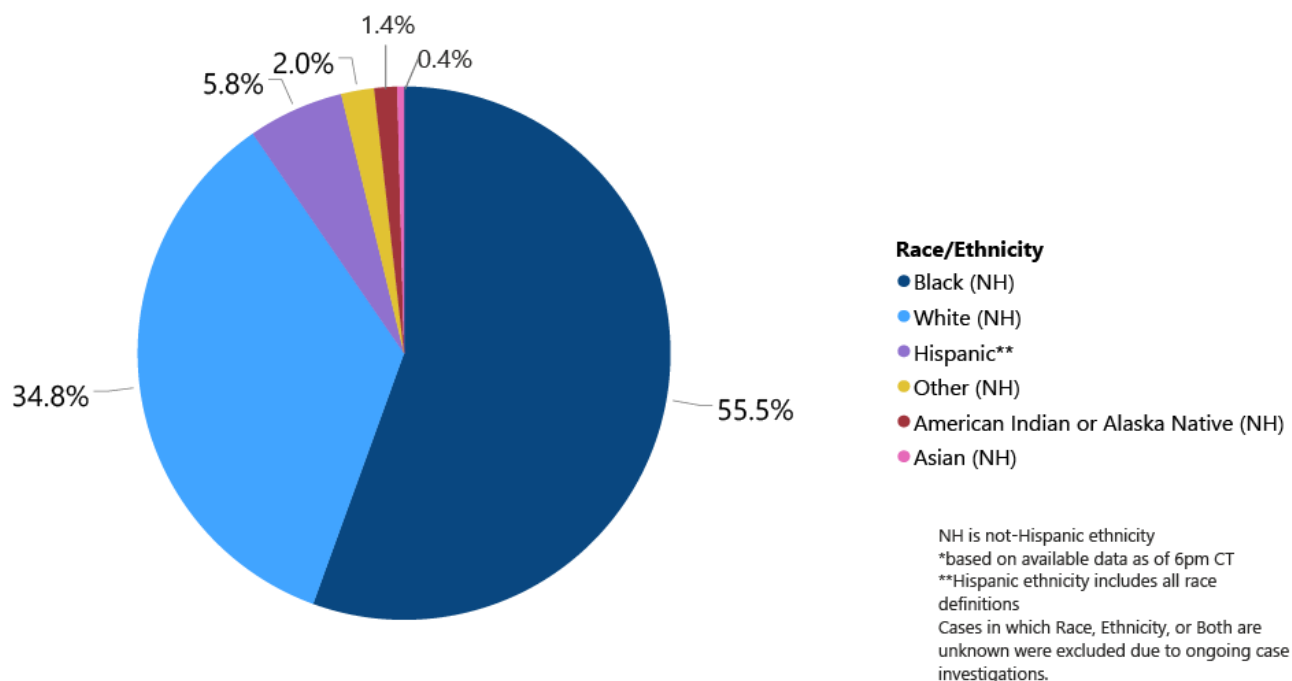


COVID-19 Deaths by Race and Gender through July 20, 2020*, Mississippi

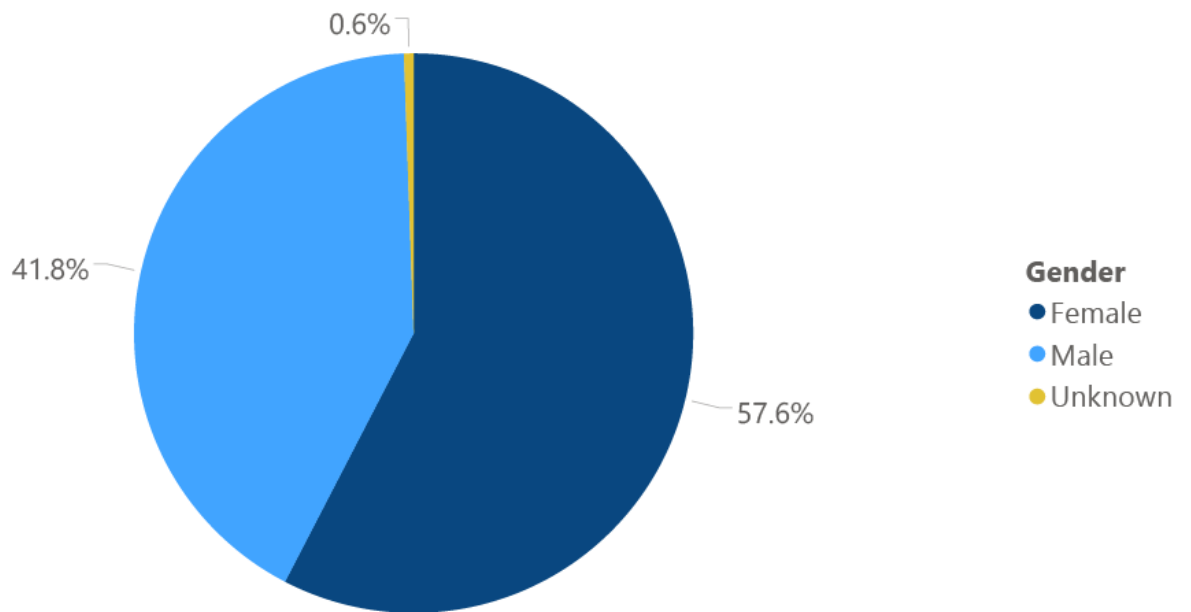
Race ● Black ● White ● American Indian or Alaska Native ● Other ● Asian



COVID-19 Cases by Race/Ethnicity through July 20, 2020*, Mississippi



COVID-19 Cases by Gender through July 20, 2020*, Mississippi



*Based on available data as of 6pm CT

Weekly High Case and High Incidence Counties

These weekly tables count cases based on the date of testing, not the date the test result was reported, and count only those cases where the date of testing is known.

They rank counties by weekly cases, and by incidence (cases proportional to population). A separate table ranking all counties is also available. All tables updated weekly.

► [Full tables of counties ranked by weekly incidence and cases](#) PDF

COVID-19 High Case MS Counties Over 1 Week Period (July 13-July 19, 2020*)

County	Cases (July 13-July 19)	Cases per 100,000 (July 13-July 19)	Cases to Date	Cases per 100,000 Total	Percent Change
HINDS	393	169.5	3691	1592.0	12%
RANKIN	196	126.2	1459	939.6	16%
COAHOMA	149	673.5	422	1907.4	55%
LEE	142	166.2	820	959.8	21%
DESOTO	137	74.1	2394	1294.4	6%
WASHINGTON	129	293.8	1056	2405.0	14%
MADISON	115	108.2	1740	1637.3	7%
LAMAR	112	176.8	807	1274.0	16%
HARRISON	108	51.9	1456	699.7	8%
FORREST	104	138.9	1197	1598.2	10%
WARREN	92	202.7	727	1602.0	14%
JACKSON	85	59.2	1115	776.4	8%

*based on available data as of 6pm CT

Cases based on test date. Cases without test date excluded due to ongoing investigations.

Table will be updated weekly.

COVID-19 High Incidence MS Counties Over 1 Week Period (July 13-July 19, 2020*)

County	Cases (July 13-July 19)	Cases per 100,000 (July 13-July 19)	Cases to Date	Cases per 100,000 Total	Percent Change
COAHOMA	149	673.5	422	1907.4	55%
MONTGOMERY	36	368.3	224	2291.6	19%
WASHINGTON	129	293.8	1056	2405.0	14%
TALLAHATCHIE	38	275.2	293	2121.8	15%
GRENADA	55	265.0	711	3425.2	8%
BOLIVAR	80	261.2	570	1861.0	16%
SUNFLOWER	62	246.9	656	2612.5	10%
ISSAQUENA	3	226.1	15	1130.4	25%
HOLMES	37	217.5	640	3762.5	6%
NEWTON	45	214.1	435	2069.7	12%
CARROLL	21	211.1	220	2211.7	11%
SHARKEY	9	208.3	65	1504.3	16%

*based on available data as of 6pm CT

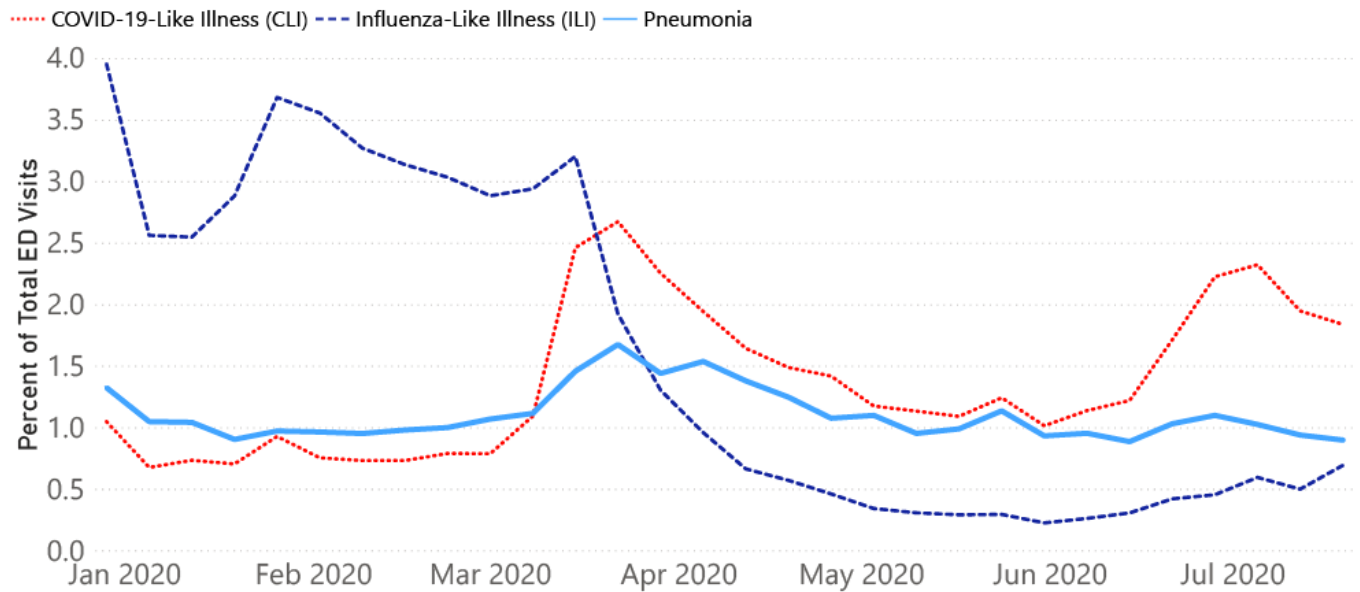
Cases based on test date. Cases without test date excluded due to ongoing investigations.

Table will be updated weekly.

Syndromic Surveillance

Emergency department visits by those with symptoms characteristic of COVID-19, influenza and pneumonia, updated weekly.

Percentage of Emergency Department and Clinic visits for CLI, ILI, and Pneumonia Cases Weekly Statewide Summary, December 29, 2019 - July 19, 2020



*The graph represents syndromic surveillance data from emergency department visits, reported electronically by hospitals throughout the state, that are consistent with COVID-19-Like Illness (CLI), Influenza-Like Illness (ILI), and Pneumonia. Based on available data as of 6pm CT. Graph will be updated weekly.

Estimated Recoveries

Presumed COVID-19 cases recovered, estimated weekly (does not include cases still under investigation).

COVID-19 Presumed Recovered Cases through July 19, 2020, Mississippi

30,315

Presumed Recovered*

*Reflects Provisional Estimates. Presumed Recovered if:

- 1) It has been 14 days or more since the case tested positive, if they were not hospitalized
- 2) It has been 21 days or more since the case tested positive, if they were hospitalized or hospitalization was unknown.

All deaths excluded. Presumed recovered counts will be updated weekly.

U.S. and World Cases

- ▶ [COVID-19 cases in the United States \(CDC\)](#)
 - ▶ [U.S. COVID-19 Tracker \(CDC\)](#)
 - ▶ [COVID-19 Global Case Map \(Johns Hopkins University\)](#)
-

COVID-19 Testing

Statewide Combined Testing as of July 20

COVID-19 testing providers around the state include commercial laboratories as well as hospital labs. Combined with testing done by the MSDH Public Health Laboratory, the figures provide a complete picture of all Mississippi testing.

PCR testing detects current, active COVID-19 infection in an individual.

Antibody (serology) testing identifies individuals with past COVID-19 infection based on antibodies they develop one to three weeks after infection.

	Total tests	PCR	Antibody
MSDH Public Health Laboratory	71,012	71,012	0
Other testing providers	338,837	323,661	15,176
Total tests for COVID-19 statewide	409,849	394,673	15,176

MSDH Individuals Tested as of July 20

MSDH Public Health Laboratory (MPHL) testing totals as of 3 p.m. These totals are for tests performed at the MPHL only.

- Total individuals tested by the MPHL: 59,001
- Total positive individuals from MPHL tests: 5,983

Getting Tested for COVID-19

The MSDH Public Health Laboratory, its partners, and private providers are testing statewide for COVID-19.

Anyone with symptoms of fever, severe cough or severe chest pains – especially those who are older or in poor health – should make arrangements for testing with their doctor or one of the many healthcare providers now performing testing. Healthcare providers can assess your health history and symptoms, and perform testing for COVID-19 as needed. MSDH is also helping conduct free drive-up testing sites in many parts of the state. Always call ahead to the testing provider for instructions on safely being examined before you visit for your test.

- ▶ [Find a COVID-19 testing provider near you](#)

- ▶ [Video: A tour through COVID-19 testing at the MSDH Public Health Lab](#)

Prevention and Guidance for Individuals and the Community

- ▶ [Preventive steps to take, recommendations, guidance and general information on COVID-19](#)

Get weekly restaurant inspections and more by e-mail:



Last reviewed on Mar 5,

2020

[error on this](#)

[email page](#)

[print](#)

Related resources

- ▶ [Local COVID-19 Testing Providers](#)
- ▶ [COVID-19 Guidance and Prevention for Individuals and the Community](#)
Updated July 20, 2020


More topics

- ▶ [\[Espanol, Tieng Viet, ASL \]](#)
- ▶ [COVID-19 Cases and Deaths Data](#)
- ▶ [COVID-19 Hospital Reports](#)
- ▶ [Diagnostic Testing EUA](#)
- ▶ [Executive Orders](#)
- ▶ [Handouts and Posters](#)
- ▶ [Healthcare Professionals](#)
- ▶ [Interactive Map and Charts](#)
- ▶ [Prevention and Safety Guidance](#)
- ▶ [Testing for COVID-19](#)

Over 65?

**Stay Home.
Stay Safe.
Stay Healthy.**

[LEARN MORE](#)



AGENCY

[About Us](#)

[Administration](#)

[Board of Health](#)

[County Offices](#)

[Institutional Review](#)

[Jobs](#)

[Locations](#)

[Public Health Laboratory](#)

[RFPs/Grants](#)

[More »](#)

[Intranet](#)
[OHIT+ER Service Center](#)
[Webmail](#)

INFORMATION

[Apps](#)
[Calendar of Events](#)
[Contact Us](#)
[Meetings](#)
[Health Resources](#)
[Hotlines](#)
[Locations](#)
[News](#)
[Newsletter](#)
[Phone Numbers](#)
[Español](#)

I NEED A ...

[Birth Certificate](#)
[Certificate of Need](#)
[Children's Health Insurance](#)
[Complaint Form](#)
[Criminal History Check](#)
[Death Certificate](#)
[Divorce Record](#)
[Food Permit](#)
[Immunization Record](#)
[J-1 Visa](#)
[License Verification](#)
[Marriage Record](#)
[Professional License](#)
[Public Records Request](#)
[Wastewater Application](#)

PUBLICATIONS

[Annual Report](#)
[CON Weekly Reports](#)
[Health Facilities Directory](#)
[Mississippi Morbidity Reports](#)
[Public Health Report](#)
[State Health Plan](#)
[Strategic Plan](#)

[More »](#)

