

Coronavirus Disease 2019 (COVID-19)

Updated July 23, 2020



The national Centers for Disease Control and Prevention (CDC) and the Mississippi State Department of Health continue to closely monitor the outbreak of respiratory illnesses caused by the novel (new) coronavirus COVID-19, and are working to limit the spread of cases nationally and in Mississippi. MSDH is actively working with doctors and hospitals to quickly identify cases and respond effectively to limit this outbreak.



If you have tested positive for COVID-19 or been in contact with someone who has COVID-19 then isolation or quarantine is important to protect others.

► [What you should do](#)

Mask and social distancing requirements for additional counties

More counties have been ordered by the Governor to observe limits on gathering sizes, in retail businesses, and to take other safety measures to control the high local rates of COVID-19.

► [Full details](#)

Healthcare Professionals

Guidance and more →

- [MSDH guidances](#)
- [Specimens](#)
- [Lab dropoff](#)
- [CDC guidances](#)
- [MS-HAN Alerts](#)

[ALL HEALTHCARE](#)

Current Cases and Statistics

County and state data →

- [Current cases and deaths](#)
- [County data summaries](#)

- ▶ [Data charts and map](#)
- ▶ [Long-term care facilities](#)
- ▶ [Lab testing](#)
- ▶ [Recoveries](#)

ALL STATISTICS

Prevention, Safety and Testing

Personal and community →

- ▶ [Personal protection](#)
- ▶ [Businesses and workplace](#)
- ▶ [Community and events](#)
- ▶ [State agencies](#)
- ▶ [Find COVID-19 testing](#)
- ▶ [After you get tested](#)

ALL PREVENTION

Mississippi Coronavirus Hotline (7 days a week, 7 a.m.–7 p.m.): **877-978-6453**
Hard of hearing? Dial 711 for assistance.

General Information

- ▶ [Overview, questions and answers, handouts, and information in other languages](#)

COVID-19 in Mississippi

New Cases and Deaths as of July 22

NEW CASES

982

New COVID-19 positive test results reported to MSDH as of 6 p.m. yesterday.

NEW DEATHS

13

New COVID-19 related deaths reported to MSDH as of 6 p.m. yesterday.

County	Total
Bolivar	2
Covington	1
Desoto	1
Hinds	1
Jackson	1
Lowndes	1
Madison	3
Panola	1
Pike	1
Simpson	1

LTC OUTBREAKS

170

Current outbreaks in long-term care facilities only. (One or more cases among staff or residents counts as an outbreak.)

About our case counts: We currently update our case totals each day based on test results from the previous day. Outside laboratories also report positive test results to us, which are included in our totals. Repeated tests for the same individual are counted only once. County case numbers and deaths may change as investigation finds new or additional information.

County COVID-19 Data

Race and Ethnicity

- [Total COVID-19 cases and deaths by county, race and ethnicity](#) PDF
Current and past data tables, updated daily

Case Summaries and Cases per Day

- **NEW:** [Weekly COVID-19 trends and summaries for Mississippi counties](#)
Selected statistics and trends for each Mississippi county, updated weekly

High Cases and Incidence

- [Mississippi counties ranked by weekly cases and incidence](#)

Cumulative Cases and Deaths by County

Totals of all reported COVID-19 cases for 2020, including those in long-term care (LTC) facilities.

The numbers in this table are provisional. County case numbers and deaths may change as investigation finds new or additional information. The data provided below is the most current available.

County	Total Cases	Total Deaths	Total LTC Facility Cases	Total LTC Facility Deaths
Adams	466	22	44	11
Alcorn	198	2	1	1
Amite	156	4	13	2
Attala	435	23	89	19
Benton	85	0	1	0
Bolivar	673	24	42	7
Calhoun	315	5	23	4
Carroll	230	11	45	9
Chickasaw	360	19	35	11
Choctaw	100	4	0	0
Claiborne	363	12	43	9
Clarke	263	25	19	9
Clay	313	13	2	1
Coahoma	471	7	2	0
Copiah	786	21	30	3
Covington	506	8	3	1
Desoto	2668	21	24	6
Forrest	1294	45	96	29
Franklin	79	2	3	1
George	202	3	1	0
Greene	173	10	34	6
Grenada	741	16	60	9
Hancock	219	14	8	4
Harrison	1628	21	113	11
Hinds	4070	78	201	27
Holmes	697	43	97	20
Humphreys	229	10	19	6
Issaquena	16	1	0	0
Itawamba	227	9	34	7
Jackson	1384	24	68	6
Total	48,053	1,436	3,272	671

County	Total Cases	Total Deaths	Total LTC Facility Cases	Total LTC Facility Deaths
Jasper	311	6	1	0
Jefferson	152	4	3	0
Jefferson Davis	160	4	3	1
Jones	1455	53	159	35
Kemper	205	15	38	9
Lafayette	653	4	43	1
Lamar	866	9	3	2
Lauderdale	1155	83	203	54
Lawrence	235	3	0	0
Leake	710	23	4	0
Lee	896	26	66	15
Leflore	691	57	184	41
Lincoln	640	37	115	27
Lowndes	745	20	48	11
Madison	1893	50	156	23
Marion	462	15	15	2
Marshall	423	5	12	1
Monroe	547	44	124	37
Montgomery	243	3	0	0
Neshoba	1130	82	107	34
Newton	454	10	7	1
Noxubee	343	10	16	3
Oktibbeha	733	30	132	18
Panola	640	8	3	1
Pearl River	392	32	52	12
Perry	151	6	0	0
Pike	664	27	53	12
Pontotoc	560	6	3	1
Prentiss	224	6	24	3
Quitman	141	1	0	0
Rankin	1644	23	67	8
Scott	917	16	15	3
Sharkey	91	0	1	0
Total	48,053	1,436	3,272	671

County	Total Cases	Total Deaths	Total LTC Facility Cases	Total LTC Facility Deaths
Simpson	589	11	6	3
Smith	331	12	53	8
Stone	113	2	2	1
Sunflower	721	13	5	1
Tallahatchie	322	4	6	1
Tate	531	19	29	11
Tippah	216	11	0	0
Tishomingo	190	3	2	0
Tunica	173	3	12	2
Union	374	11	20	8
Walthall	378	14	54	8
Warren	776	23	41	9
Washington	1138	20	28	6
Wayne	656	21	54	8
Webster	150	11	52	10
Wilkinson	137	12	5	2
Winston	461	14	40	10
Yalobusha	260	9	35	7
Yazoo	664	8	21	2
Total	48,053	1,436	3,272	671

Case Classifications

Mississippi investigates and reports both probable and confirmed cases and deaths according to the [CSTE case definition](#).

	Confirmed	Probable	Total
Cases	47,468	558	48,053
Deaths	1,401	35	1,436

Confirmed cases and deaths are generally determined by positive PCR tests, which detect the presence of ongoing coronavirus infection.

Probable cases are those who test positive by other testing methods such as antibody or antigen, and have recent symptoms consistent with COVID-19, indicating a recent infection.

Probable deaths are those individuals with a designation of COVID-19 as a cause of death on the death certificate, but where no confirmatory testing was performed.

Long-Term Care Facility Cases and Outbreaks

Long-term care (LTC) facilities like nursing homes are considered high risk locations because their residents are older or in

poor health. Even one case of COVID-19 in these facilities among residents or employees is considered an outbreak. We investigate residents, staff and close contacts of infected individuals for possible exposure. Residential care facilities also represent group living facilities where COVID-19 can be easily spread.

► [Mississippi COVID-19 cases and deaths in long-term care facilities](#) PDF

Long-term care facilities include nursing homes, personal care homes, assisted living homes, and intermediate care facilities for individuals with intellectual disability (ICF-IID)

► [Mississippi COVID-19 cases and deaths in residential care facilities](#) PDF

Residential care facilities include psychiatric or chemical dependency residential treatment centers and long-term acute care facilities.

Active Outbreaks

The table of active outbreaks lists all facilities that have reported a current COVID-19 outbreak. Resident and employee totals are for those cases associated with the current outbreak **only**. The reported deaths are those which have occurred only among the cases in the current outbreak.

► [Mississippi long-term care facilities with active COVID-19 outbreaks](#) PDF

Updated July 17, 2020

Mississippi COVID-19 Data Charts and Map

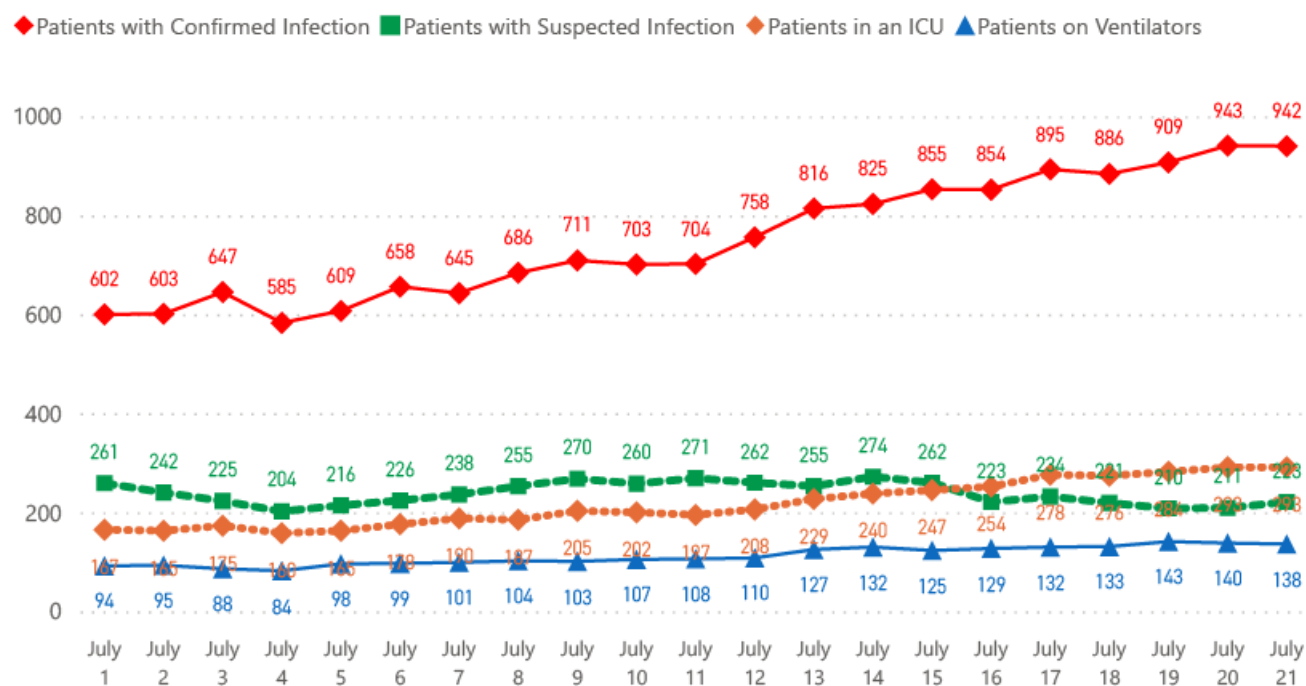
Hospital Usage

NOTE: The latest hospitalizations chart will be published later today.

► **NEW:** [Daily hospital capacity reports](#)

► [View interactive hospitalization chart](#)

COVID-19 Hospitalizations Reported by MS Hospitals, 7/1/20-7/21/20 *,**



Data Charts

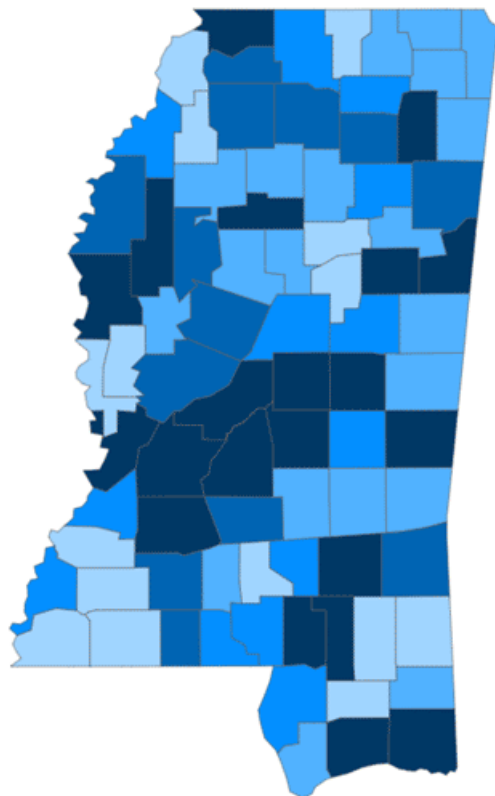
Our state case map and other data charts are also available in interactive form.

- [View interactive map](#)
- [View interactive epidemiological trend and syndromic surveillance](#)
- [View interactive hospitalization chart](#)

The charts below are based on available data at the time of publication. Charts do **not** include cases where insufficient details of the case are known.

Mississippi COVID-19 Cases and Deaths by Race with Ethnicity as of 6 pm CT, July 22, 2020

Total Cases
48,053



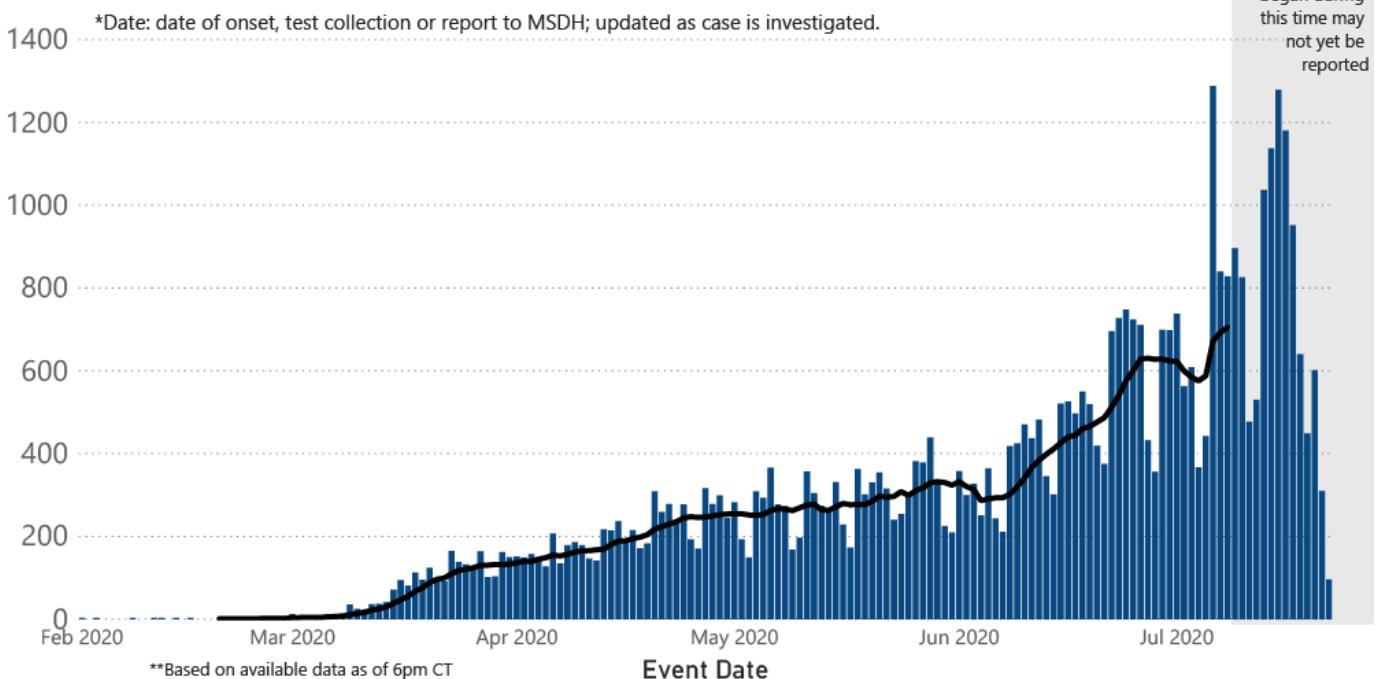
	American Indian or Alaska Native	Asian	Black	Hispanic	Other	Unknown
Non Hispanic	432	127	17,482	11,157	608	192
Hispanic	11	4	55	468	1,228	49
Unknown Ethnicity	745	26	3,569	2,673	3,199	6,028

Total Deaths
1,436

	American Indian or Alaska Native	Asian	Black	White	Other	Unknown
Non Hispanic	58	0	680	548	5	0
Hispanic	1	0	2	11	9	1
Unknown Ethnicity	18	0	40	41	12	10

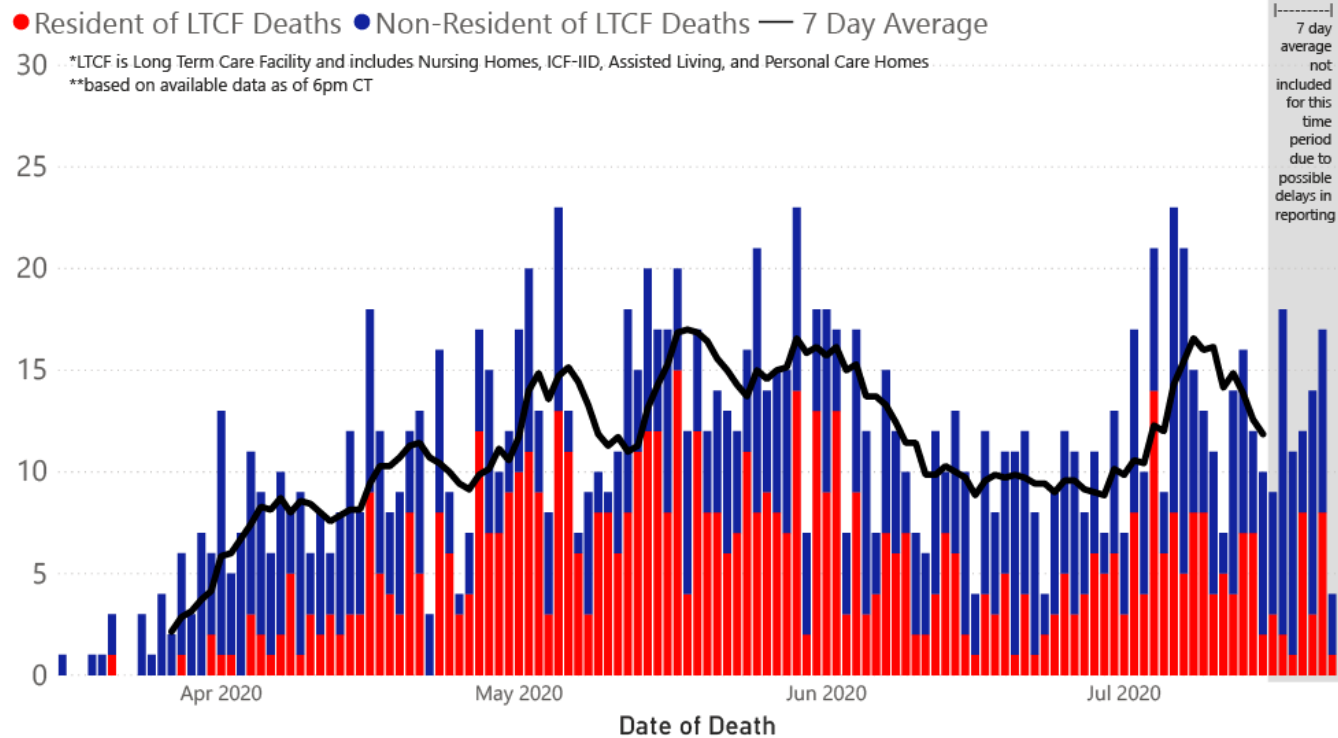
COVID-19 Cases by Date* through July 22, 2020**, Mississippi

● Cases — 7 Day Average



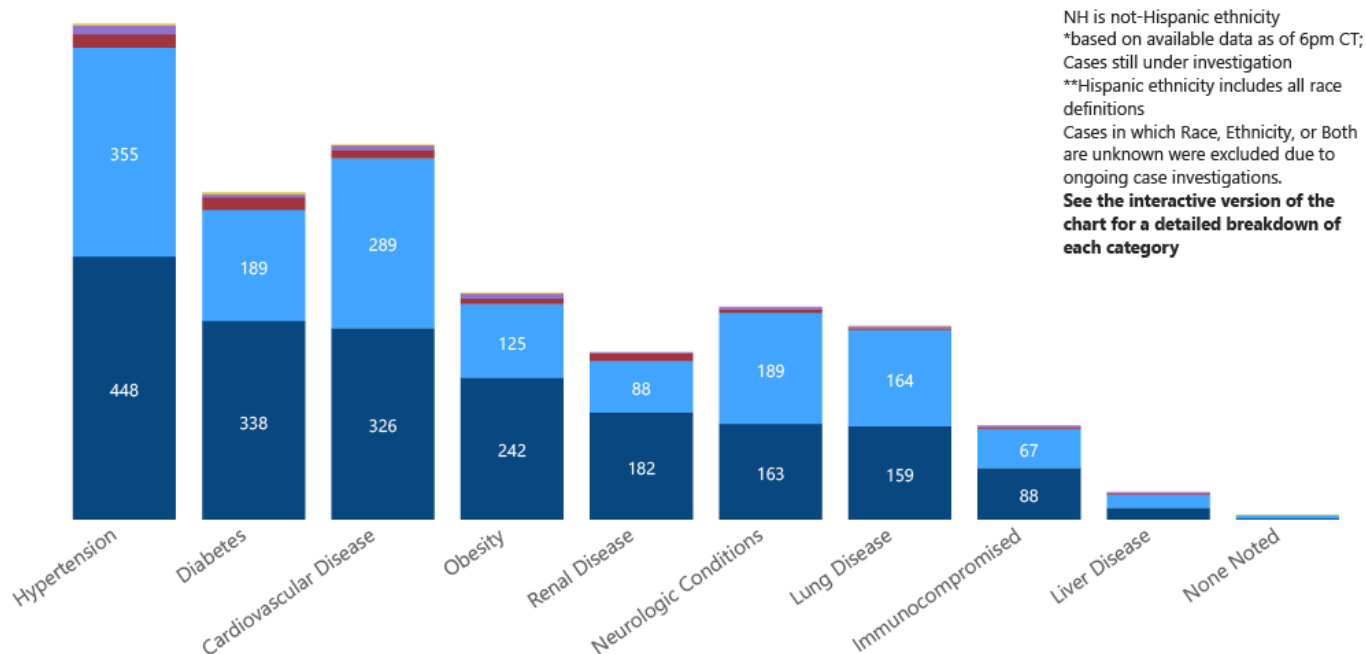
Note: Values up to two weeks in the past on the chart of Cases by Date above can change as we update it with new information from disease investigation.

COVID-19 LTCF* and Non-LTCF Deaths by Date of Death through July 22, 2020**, Mississippi

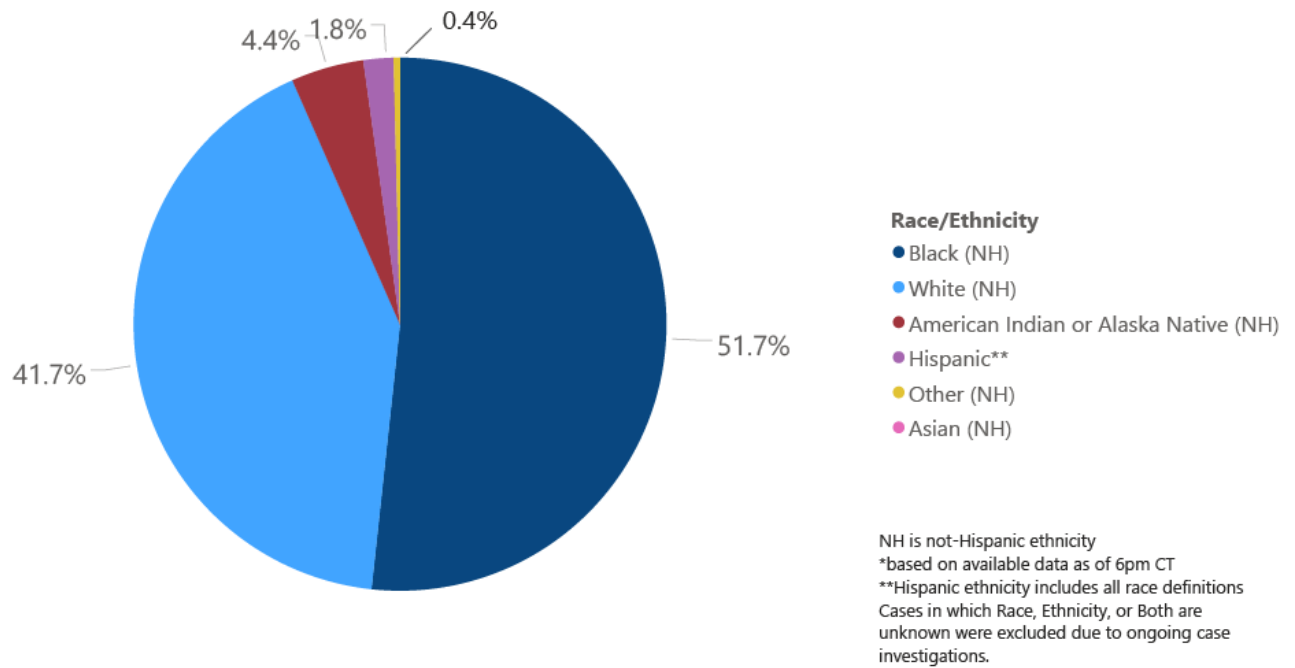


COVID-19 Underlying Conditions in Deaths by Race/Ethnicity through July 22, 2020*, Mississippi

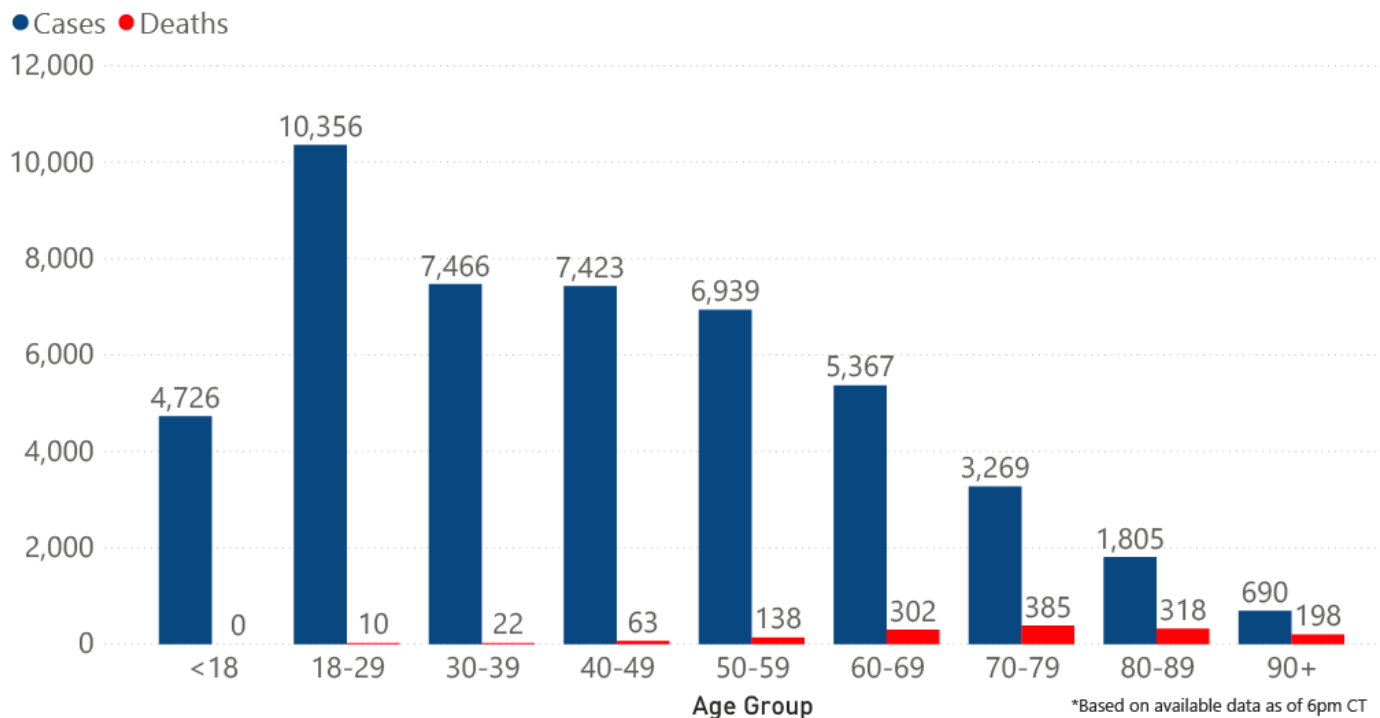
Race/Ethnicity
● Black (NH)
 ● White (NH)
 ● American Indian or Alaska Native (NH)
 ● Hispanic**
 ● Other (NH)
 ● Asian (NH)



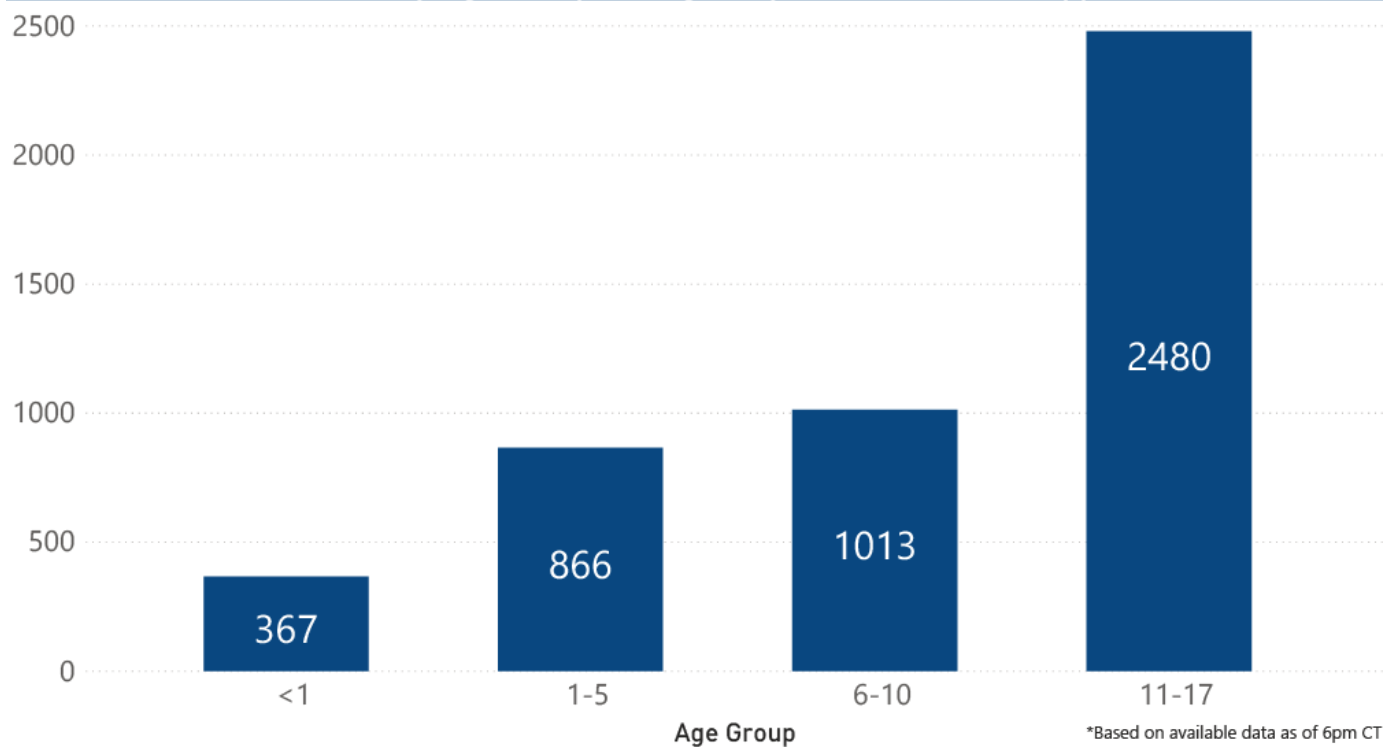
COVID-19 Deaths by Race/Ethnicity through July 22, 2020*, Mississippi



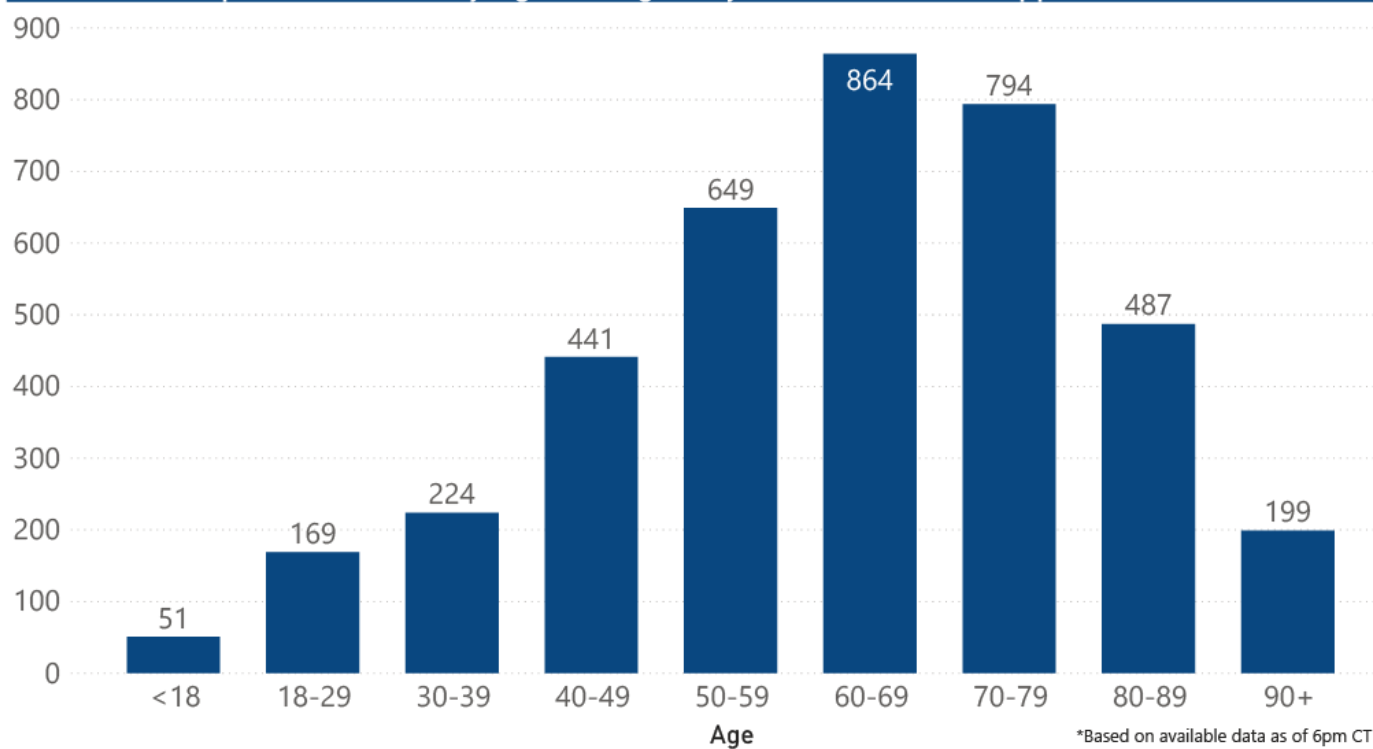
COVID-19 Cases and Deaths by Age Group through July 22, 2020*, Mississippi



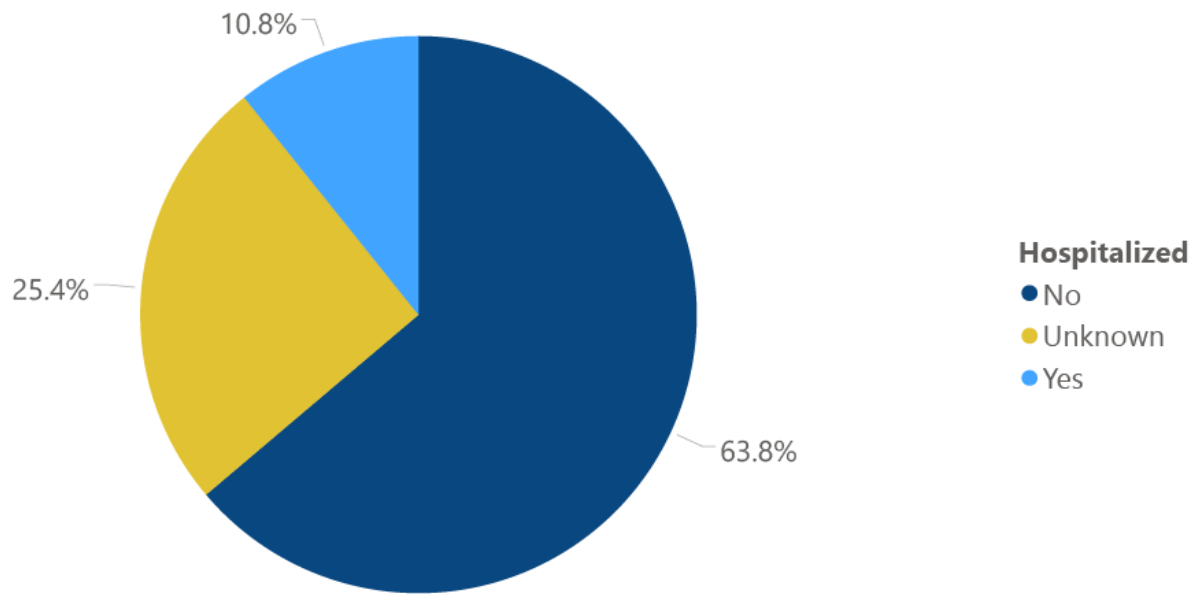
COVID-19 Pediatric Cases by Age Group through July 22, 2020*, Mississippi



COVID-19 Hospitalized Cases by Age through July 22, 2020*, Mississippi



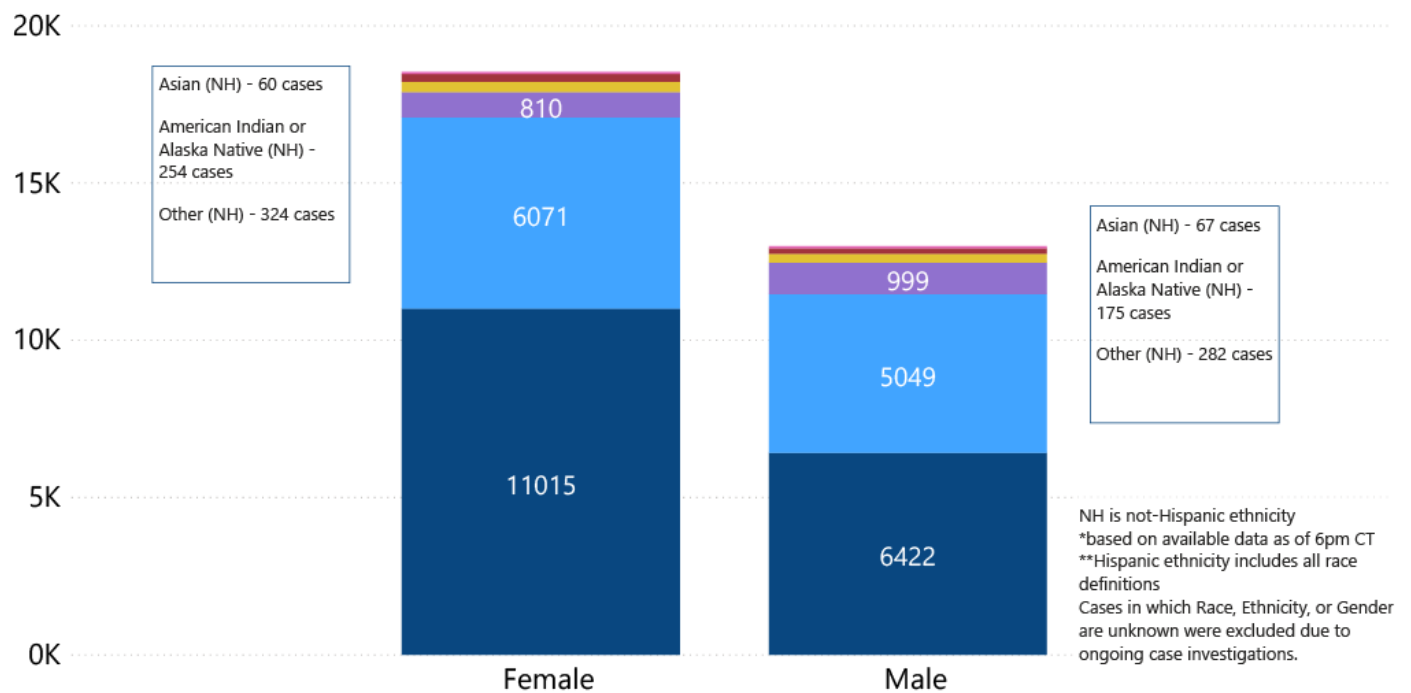
COVID-19 Cumulative Hospitalizations-Investigated Cases July 22, 2020 *



* N=36,022 12,031 cases excluded due to ongoing investigations, based on available data as of 6 pm CT

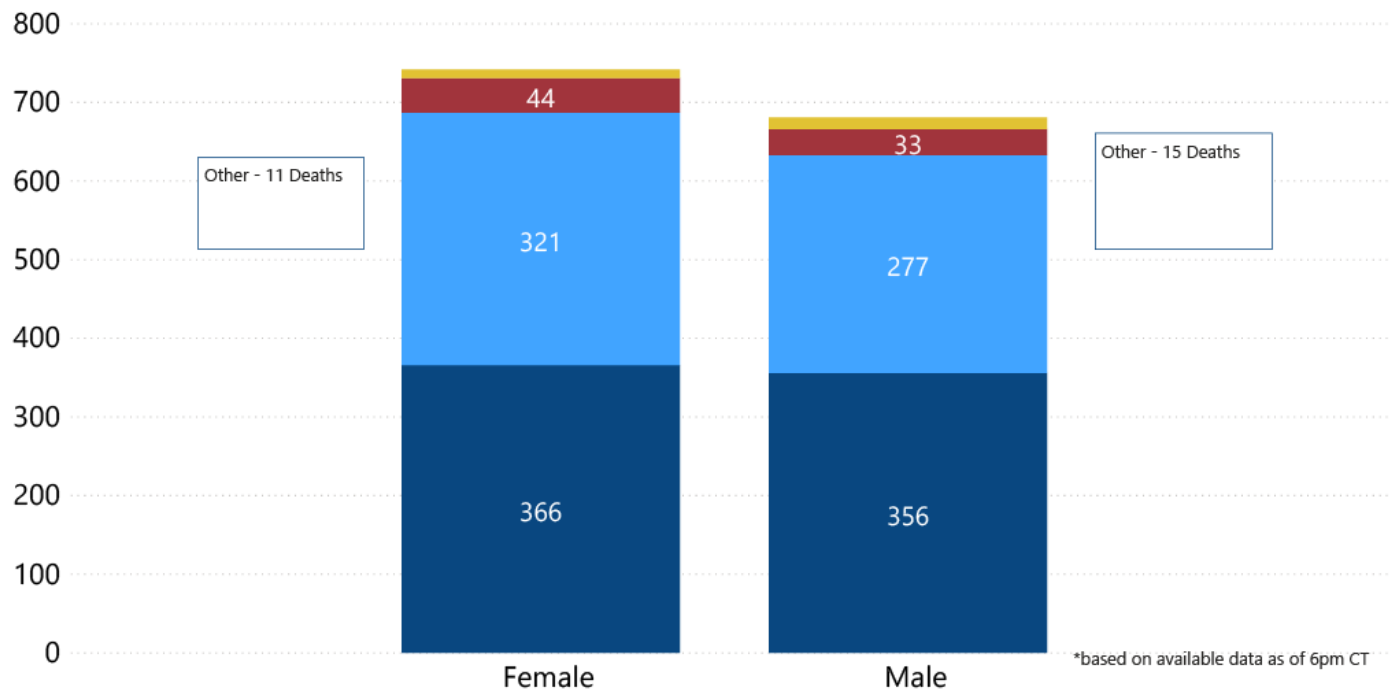
COVID-19 Cases by Race/Ethnicity and Gender through July 22, 2020*, Mississippi

Race/Ethnicity ● Black (NH) ● White (NH) ● Hispanic** ● Other (NH) ● American Indian or Alaska Native (NH) ● Asian (NH)

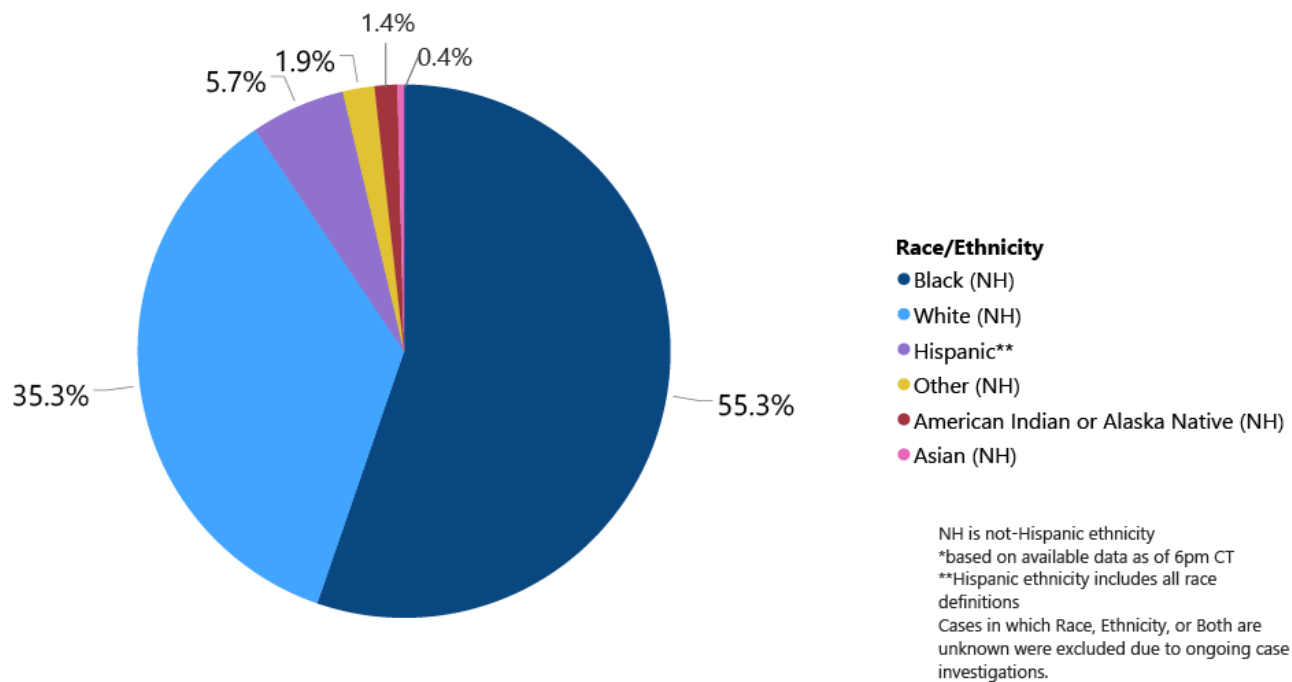


COVID-19 Deaths by Race and Gender through July 22, 2020*, Mississippi

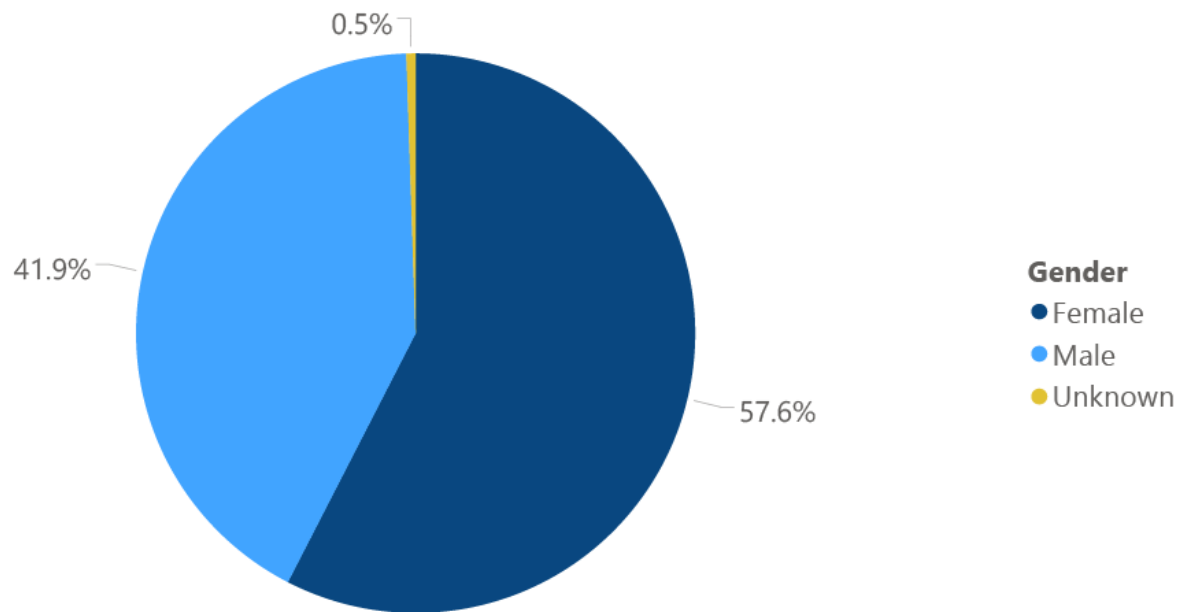
Race ● Black ● White ● American Indian or Alaska Native ● Other ● Asian



COVID-19 Cases by Race/Ethnicity through July 22, 2020*, Mississippi



COVID-19 Cases by Gender through July 22, 2020*, Mississippi



Weekly High Case and High Incidence Counties

These weekly tables count cases based on the date of testing, not the date the test result was reported, and count only those cases where the date of testing is known.

They rank counties by weekly cases, and by incidence (cases proportional to population). A separate table ranking all counties is also available. **All tables updated weekly.**

► [Full tables of counties ranked by weekly incidence and cases](#) PDF

COVID-19 High Case MS Counties Over 1 Week Period (July 13-July 19, 2020*)

County	Cases (July 13-July 19)	Cases per 100,000 (July 13-July 19)	Cases to Date	Cases per 100,000 Total	Percent Change
HINDS	393	169.5	3691	1592.0	12%
RANKIN	196	126.2	1459	939.6	16%
COAHOMA	149	673.5	422	1907.4	55%
LEE	142	166.2	820	959.8	21%
DESOTO	137	74.1	2394	1294.4	6%
WASHINGTON	129	293.8	1056	2405.0	14%
MADISON	115	108.2	1740	1637.3	7%
LAMAR	112	176.8	807	1274.0	16%
HARRISON	108	51.9	1456	699.7	8%
FORREST	104	138.9	1197	1598.2	10%
WARREN	92	202.7	727	1602.0	14%
JACKSON	85	59.2	1115	776.4	8%

*based on available data as of 6pm CT

Cases based on test date. Cases without test date excluded due to ongoing investigations.

Table will be updated weekly.

COVID-19 High Incidence MS Counties Over 1 Week Period (July 13-July 19, 2020*)

County	Cases (July 13-July 19)	Cases per 100,000 (July 13-July 19)	Cases to Date	Cases per 100,000 Total	Percent Change
COAHOMA	149	673.5	422	1907.4	55%
MONTGOMERY	36	368.3	224	2291.6	19%
WASHINGTON	129	293.8	1056	2405.0	14%
TALLAHATCHIE	38	275.2	293	2121.8	15%
GRENADA	55	265.0	711	3425.2	8%
BOLIVAR	80	261.2	570	1861.0	16%
SUNFLOWER	62	246.9	656	2612.5	10%
ISSAQUENA	3	226.1	15	1130.4	25%
HOLMES	37	217.5	640	3762.5	6%
NEWTON	45	214.1	435	2069.7	12%
CARROLL	21	211.1	220	2211.7	11%
SHARKEY	9	208.3	65	1504.3	16%

*based on available data as of 6pm CT

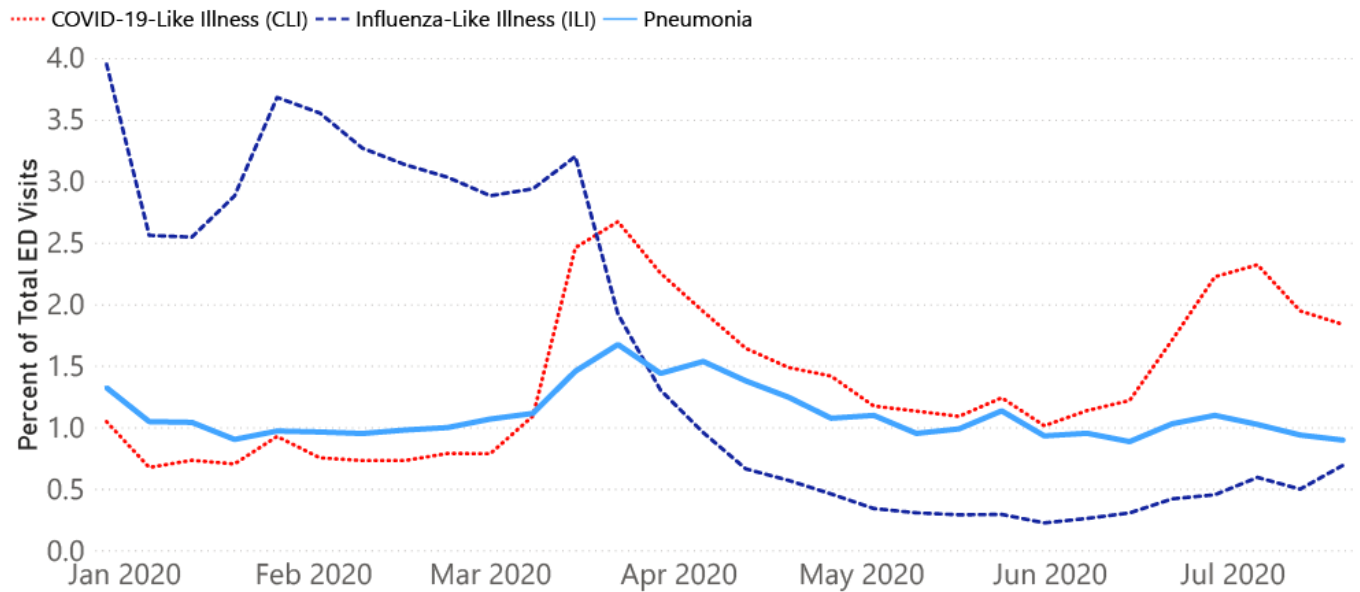
Cases based on test date. Cases without test date excluded due to ongoing investigations.

Table will be updated weekly.

Syndromic Surveillance

Emergency department visits by those with symptoms characteristic of COVID-19, influenza and pneumonia, updated weekly.

Percentage of Emergency Department and Clinic visits for CLI, ILI, and Pneumonia Cases Weekly Statewide Summary, December 29, 2019 - July 19, 2020



*The graph represents syndromic surveillance data from emergency department visits, reported electronically by hospitals throughout the state, that are consistent with COVID-19-Like Illness (CLI), Influenza-Like Illness (ILI), and Pneumonia. Based on available data as of 6pm CT. Graph will be updated weekly.

Estimated Recoveries

Presumed COVID-19 cases recovered, estimated weekly (does not include cases still under investigation).

COVID-19 Presumed Recovered Cases through July 19, 2020, Mississippi

30,315

Presumed Recovered*

*Reflects Provisional Estimates. Presumed Recovered if:

- 1) It has been 14 days or more since the case tested positive, if they were not hospitalized
- 2) It has been 21 days or more since the case tested positive, if they were hospitalized or hospitalization was unknown.

All deaths excluded. Presumed recovered counts will be updated weekly.

U.S. and World Cases

- ▶ [COVID-19 cases in the United States \(CDC\)](#)
- ▶ [U.S. COVID-19 Tracker \(CDC\)](#)
- ▶ [COVID-19 Global Case Map \(Johns Hopkins University\)](#)

COVID-19 Testing

Statewide Combined Testing as of July 21

COVID-19 testing providers around the state include commercial laboratories as well as hospital labs. Combined with testing done by the MSDH Public Health Laboratory, the figures provide a complete picture of all Mississippi testing.

PCR testing detects current, active COVID-19 infection in an individual.

Antibody (serology) testing identifies individuals with past COVID-19 infection based on antibodies they develop one to three weeks after infection.

	Total tests	PCR	Antibody
MSDH Public Health Laboratory	72,461	72,461	0
Other testing providers	345,223	330,013	15,210
Total tests for COVID-19 statewide	417,684	402,474	15,210

MSDH Individuals Tested as of July 22

MSDH Public Health Laboratory (MPHL) testing totals as of 3 p.m. These totals are for tests performed at the MPHL only.

- Total individuals tested by the MPHL: **60,770**
- Total positive individuals from MPHL tests: **6,225**

Getting Tested for COVID-19

The MSDH Public Health Laboratory, its partners, and private providers are testing statewide for COVID-19.

Anyone with symptoms of fever, severe cough or severe chest pains – especially those who are older or in poor health – should make arrangements for testing with their doctor or one of the many healthcare providers now performing testing. Healthcare providers can assess your health history and symptoms, and perform testing for COVID-19 as needed. MSDH is also helping conduct free drive-up testing sites in many parts of the state. **Always call ahead to the testing provider for instructions on safely being examined before you visit for your test.**

- ▶ [Find a COVID-19 testing provider near you](#)

- ▶ [Video: A tour through COVID-19 testing at the MSDH Public Health Lab](#)

Prevention and Guidance for Individuals and the Community

- ▶ [Preventive steps to take, recommendations, guidance and general information on COVID-19](#)

Our free newsletter includes monthly disease updates:



Last reviewed on Mar 5,

2020

[error on this](#)

[email page](#)

[print](#)

Related resources

- ▶ [Local COVID-19 Testing Providers](#)
- ▶ [COVID-19 Guidance and Prevention for Individuals and the Community](#)
Updated July 23, 2020

More topics

- ▶ [\[Espanol, Tieng Viet, ASL \]](#)
- ▶ [COVID-19 Cases and Deaths Data](#)
- ▶ [COVID-19 Hospital Reports](#)
- ▶ [Diagnostic Testing EUA](#)
- ▶ [Handouts and Posters](#)
- ▶ [Healthcare Professionals](#)
- ▶ [Interactive Map and Charts](#)
- ▶ [Prevention and Safety Guidance](#)
- ▶ [Testing for COVID-19](#)

Over 65?

**Stay Home.
Stay Safe.
Stay Healthy.**

[LEARN MORE](#)



AGENCY

[About Us](#)

[Administration](#)

[Board of Health](#)

[County Offices](#)

[Institutional Review](#)

[Jobs](#)

[Locations](#)

[Public Health Laboratory](#)

[RFPs/Grants](#)

[More »](#)

[Intranet](#)
[OHIT+ER Service Center](#)
[Webmail](#)

INFORMATION

[Apps](#)
[Calendar of Events](#)
[Contact Us](#)
[Meetings](#)
[Health Resources](#)
[Hotlines](#)
[Locations](#)
[News](#)
[Newsletter](#)
[Phone Numbers](#)
[Español](#)

I NEED A ...

[Birth Certificate](#)
[Certificate of Need](#)
[Children's Health Insurance](#)
[Complaint Form](#)
[Criminal History Check](#)
[Death Certificate](#)
[Divorce Record](#)
[Food Permit](#)
[Immunization Record](#)
[J-1 Visa](#)
[License Verification](#)
[Marriage Record](#)
[Professional License](#)
[Public Records Request](#)
[Wastewater Application](#)

PUBLICATIONS

[Annual Report](#)
[CON Weekly Reports](#)
[Health Facilities Directory](#)
[Mississippi Morbidity Reports](#)
[Public Health Report](#)
[State Health Plan](#)
[Strategic Plan](#)

[More »](#)

