

## Coronavirus Disease 2019 (COVID-19)

Updated July 24, 2020



The national Centers for Disease Control and Prevention (CDC) and the Mississippi State Department of Health continue to closely monitor the outbreak of respiratory illnesses caused by the novel (new) coronavirus COVID-19, and are working to limit the spread of cases nationally and in Mississippi. MSDH is actively working with doctors and hospitals to quickly identify cases and respond effectively to limit this outbreak.



**If you have tested positive for COVID-19 or been in contact with someone who has COVID-19** then isolation or quarantine is important to protect others.

► [What you should do](#)

### Mask and social distancing requirements for additional counties

More counties have been ordered by the Governor to observe limits on gathering sizes, in retail businesses, and to take other safety measures to control the high local rates of COVID-19.

► [Full details](#)

## Healthcare Professionals

Guidance and more →

- [MSDH guidances](#)
- [Specimens](#)
- [Lab dropoff](#)
- [CDC guidances](#)
- [MS-HAN Alerts](#)

[ALL HEALTHCARE](#)

## Current Cases and Statistics

County and state data →

- [Current cases and deaths](#)
- [County data summaries](#)

- ▶ [Data charts and map](#)
- ▶ [Long-term care facilities](#)
- ▶ [Lab testing](#)
- ▶ [Recoveries](#)

#### ALL STATISTICS

## Prevention, Safety and Testing

Personal and community →

- ▶ [Personal protection](#)
- ▶ [Businesses and workplace](#)
- ▶ [Community and events](#)
- ▶ [State agencies](#)
- ▶ [Find COVID-19 testing](#)
- ▶ [After you get tested](#)

#### ALL PREVENTION

Mississippi Coronavirus Hotline (7 days a week, 7 a.m.–7 p.m.): **877-978-6453**  
Hard of hearing? Dial 711 for assistance.

## General Information

- ▶ [Overview, questions and answers, handouts, and information in other languages](#)

## COVID-19 in Mississippi

### New Cases and Deaths as of July 23

#### NEW CASES

**1,610**

New COVID-19 positive test results reported to MSDH as of 6 p.m. yesterday.

#### NEW DEATHS

28\*

New COVID-19 related deaths reported to MSDH as of 6 p.m. yesterday.

County	Total
<a href="#">Bolivar</a>	1
<a href="#">Forrest</a>	1
<a href="#">Hinds</a>	2
<a href="#">Jefferson Davis</a>	1
<a href="#">Lauderdale</a>	1
<a href="#">Lowndes</a>	1
<a href="#">OkTibbeha</a>	1
<a href="#">Pearl River</a>	2
<a href="#">Pike</a>	1
<a href="#">Sunflower</a>	1
<a href="#">Union</a>	1
<a href="#">Walthall</a>	1
<a href="#">Washington</a>	3

\* **11** confirmed COVID-19 related deaths occurred between July 5 and July 17, identified from death certificate reports. The additional deaths were reported in the following counties:

County	Total
<a href="#">George</a>	1
<a href="#">Harrison</a>	1
<a href="#">Holmes</a>	1
<a href="#">Jones</a>	1
<a href="#">Leake</a>	1
<a href="#">Lincoln</a>	1
<a href="#">Lowndes</a>	1
<a href="#">Simpson</a>	1
<a href="#">Tallahatchie</a>	1
<a href="#">Tunica</a>	1
<a href="#">Yazoo</a>	1

## LTC OUTBREAKS

183

Current outbreaks in long-term care facilities only. (One or more cases among staff or residents counts as an outbreak.)

**About our case counts:** We currently update our case totals each day based on test results from the previous day. Outside laboratories also report positive test results to us, which are included in our totals. Repeated tests for the same individual are counted only once. County case numbers and deaths may change as investigation finds new or additional

information.

## County COVID-19 Data

### Race and Ethnicity

► [Total COVID-19 cases and deaths by county, race and ethnicity](#) PDF

Current and past data tables, updated daily

### Case Summaries and Cases per Day

► **NEW:** [Weekly COVID-19 trends and summaries for Mississippi counties](#)

Selected statistics and trends for each Mississippi county, updated weekly

### High Cases and Incidence

► [Mississippi counties ranked by weekly cases and incidence](#)

### Cumulative Cases and Deaths by County

Totals of all reported COVID-19 cases for 2020, including those in long-term care (LTC) facilities.

**The numbers in this table are provisional.** County case numbers and deaths may change as investigation finds new or additional information. The data provided below is the most current available.

County	Total Cases	Total Deaths	Total LTC Facility Cases	Total LTC Facility Deaths
<a href="#">Adams</a>	480	22	44	11
<a href="#">Alcorn</a>	241	2	1	1
<a href="#">Amite</a>	165	4	13	2
<a href="#">Attala</a>	436	23	89	19
<a href="#">Benton</a>	88	0	1	0
<a href="#">Bolivar</a>	712	25	42	7
<a href="#">Calhoun</a>	326	5	23	4
<a href="#">Carroll</a>	230	11	45	9
<a href="#">Chickasaw</a>	371	19	35	11
<a href="#">Choctaw</a>	104	4	0	0
<a href="#">Claiborne</a>	368	12	43	9
<a href="#">Clarke</a>	267	25	19	9
<a href="#">Clay</a>	325	13	2	1
<a href="#">Coahoma</a>	492	7	2	0
<a href="#">Copiah</a>	799	21	30	3
<a href="#">Covington</a>	511	8	3	1
<b>Total</b>	<b>49,663</b>	<b>1,463</b>	<b>3,300</b>	<b>680</b>

County	Total Cases	Total Deaths	Total LTC Facility Cases	Total LTC Facility Deaths
De Soto	2746	21	28	6
Forrest	1353	46	96	29
Franklin	80	2	3	1
George	220	4	1	0
Greene	181	10	34	6
Grenada	750	16	61	9
Hancock	235	14	8	4
Harrison	1694	22	114	11
Hinds	4261	80	203	29
Holmes	714	44	97	20
Humphreys	235	10	19	6
Issaquena	17	1	0	0
Itawamba	236	9	34	7
Jackson	1481	24	68	6
Jasper	318	6	1	0
Jefferson	154	4	3	0
Jefferson Davis	163	5	3	1
Jones	1495	54	160	35
Kemper	206	15	38	9
Lafayette	669	4	43	1
Lamar	900	9	3	2
Lauderdale	1159	84	203	55
Lawrence	246	3	0	0
Leake	718	24	4	0
Lee	941	26	66	15
Leflore	708	57	184	41
Lincoln	649	38	115	27
Lowndes	768	22	51	11
Madison	1978	50	156	23
Marion	476	14*	15	2
Marshall	429	5	12	1
Monroe	561	44	124	37
Montgomery	244	3	0	0
<b>Total</b>	<b>49,663</b>	<b>1,463</b>	<b>3,300</b>	<b>680</b>

County	Total Cases	Total Deaths	Total LTC Facility Cases	Total LTC Facility Deaths
Neshoba	1138	82	107	34
Newton	458	10	7	1
Noxubee	348	10	16	3
Oktibbeha	759	31	132	19
Panola	662	8	3	1
Pearl River	403	34	52	14
Perry	160	6	0	0
Pike	685	28	60	13
Pontotoc	576	6	3	1
Prentiss	231	6	24	3
Quitman	149	1	0	0
Rankin	1709	23	67	8
Scott	919	16	15	3
Sharkey	92	0	1	0
Simpson	600	12	7	3
Smith	341	12	53	8
Stone	118	2	2	1
Sunflower	751	14	5	1
Tallahatchie	338	5	6	2
Tate	542	19	29	11
Tippah	223	11	0	0
Tishomingo	206	3	2	0
Tunica	175	4	12	2
Union	391	12	20	8
Walthall	382	15	54	8
Warren	825	23	48	9
Washington	1208	23	29	7
Wayne	660	21	54	8
Webster	158	11	52	10
Wilkinson	142	12	5	2
Winston	471	14	40	10
Yalobusha	270	9	35	7
Yazoo	673	9	21	2
<b>Total</b>	<b>49,663</b>	<b>1,463</b>	<b>3,300</b>	<b>680</b>

\* **Note:** A duplicate death report in Marion County has been corrected today.

## Case Classifications

Mississippi investigates and reports both probable and confirmed cases and deaths according to the [CSTE case definition](#).

	Confirmed	Probable	Total
Cases	49,050	613	<b>49,663</b>
Deaths	1,428	35	<b>1,463</b>

Confirmed cases and deaths are generally determined by positive PCR tests, which detect the presence of ongoing coronavirus infection.

Probable cases are those who test positive by other testing methods such as antibody or antigen, and have recent symptoms consistent with COVID-19, indicating a recent infection.

Probable deaths are those individuals with a designation of COVID-19 as a cause of death on the death certificate, but where no confirmatory testing was performed.

## Long-Term Care Facility Cases and Outbreaks

Long-term care (LTC) facilities like nursing homes are considered high risk locations because their residents are older or in poor health. Even one case of COVID-19 in these facilities among residents or employees is considered an outbreak. We investigate residents, staff and close contacts of infected individuals for possible exposure. Residential care facilities also represent group living facilities where COVID-19 can be easily spread.

► [Mississippi COVID-19 cases and deaths in long-term care facilities](#) PDF

Long-term care facilities include nursing homes, personal care homes, assisted living homes, and intermediate care facilities for individuals with intellectual disability (ICF-IID)

► [Mississippi COVID-19 cases and deaths in residential care facilities](#) PDF

Residential care facilities include psychiatric or chemical dependency residential treatment centers and long-term acute care facilities.

## Active Outbreaks

The table of active outbreaks lists all facilities that have reported a current COVID-19 outbreak. Resident and employee totals are for those cases associated with the current outbreak **only**. The reported deaths are those which have occurred only among the cases in the current outbreak.

► [Mississippi long-term care facilities with active COVID-19 outbreaks](#) PDF

Updated July 17, 2020

---

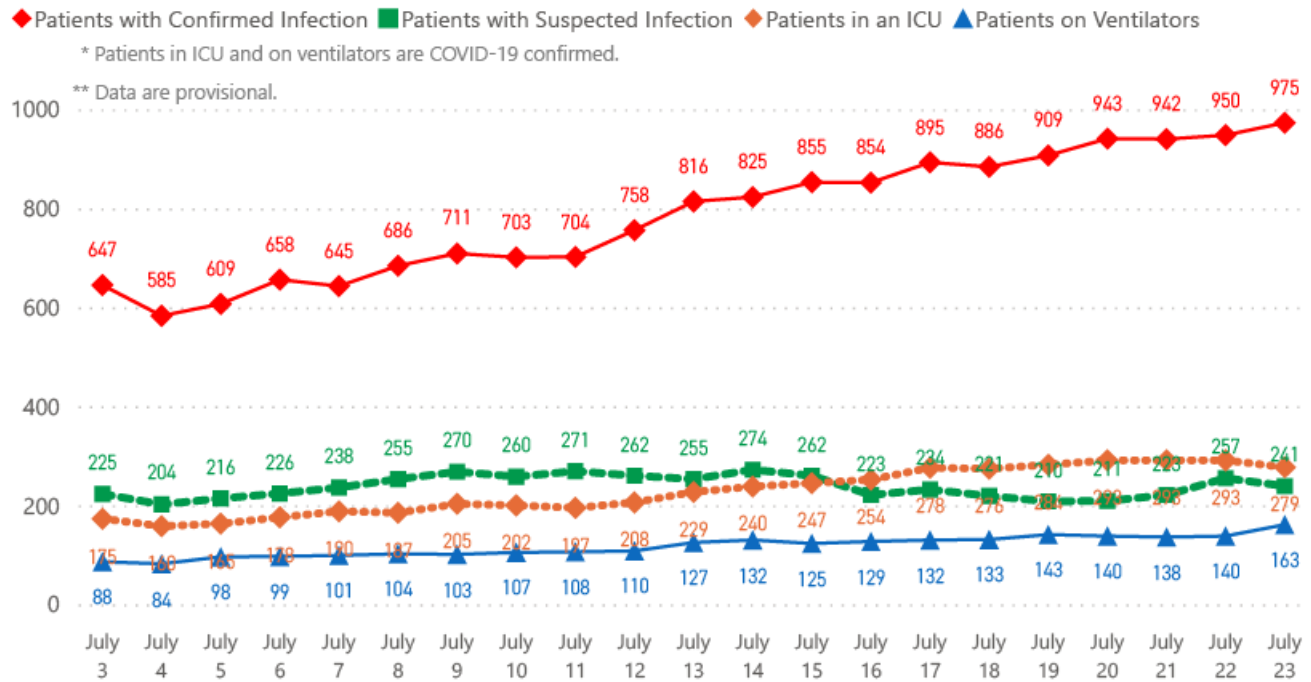
## Mississippi COVID-19 Data Charts and Map

### Hospital Usage

► **NEW:** [Daily hospital capacity reports](#)

► [View interactive hospitalization chart](#)

## COVID-19 Hospitalizations Reported by MS Hospitals, 7/3/20-7/23/20 \*,\*\*



## Data Charts

Our state case map and other data charts are also available in interactive form.

- [View interactive map](#)
- [View interactive epidemiological trend and syndromic surveillance](#)
- [View interactive hospitalization chart](#)

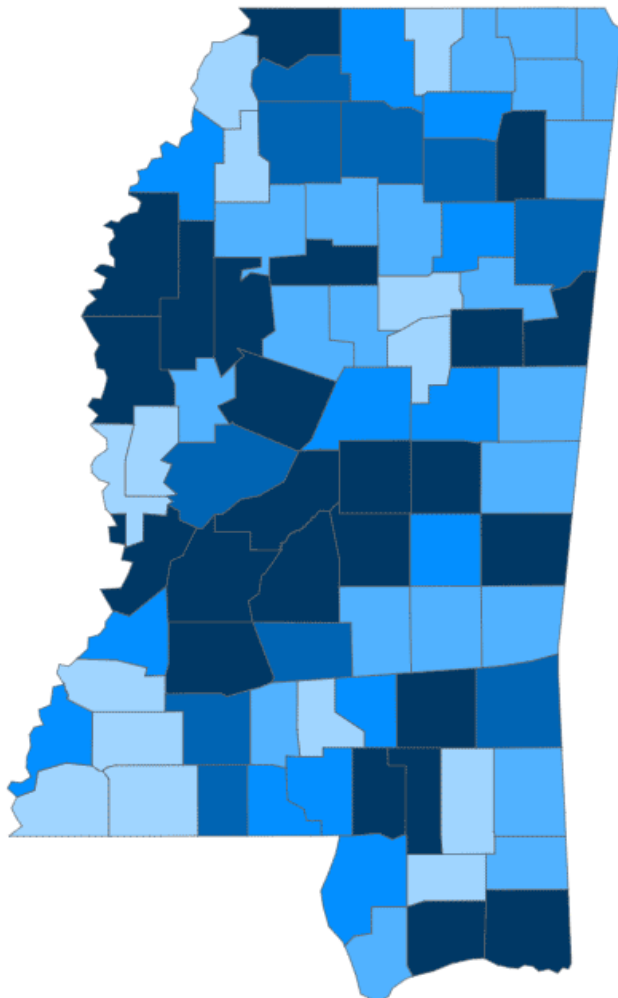
The charts below are based on available data at the time of publication. Charts do **not** include cases where insufficient details of the case are known.



# Mississippi COVID-19 Cases and Deaths by Race with Ethnicity as of 6 pm CT, July 23, 2020

## Total Cases

49,663



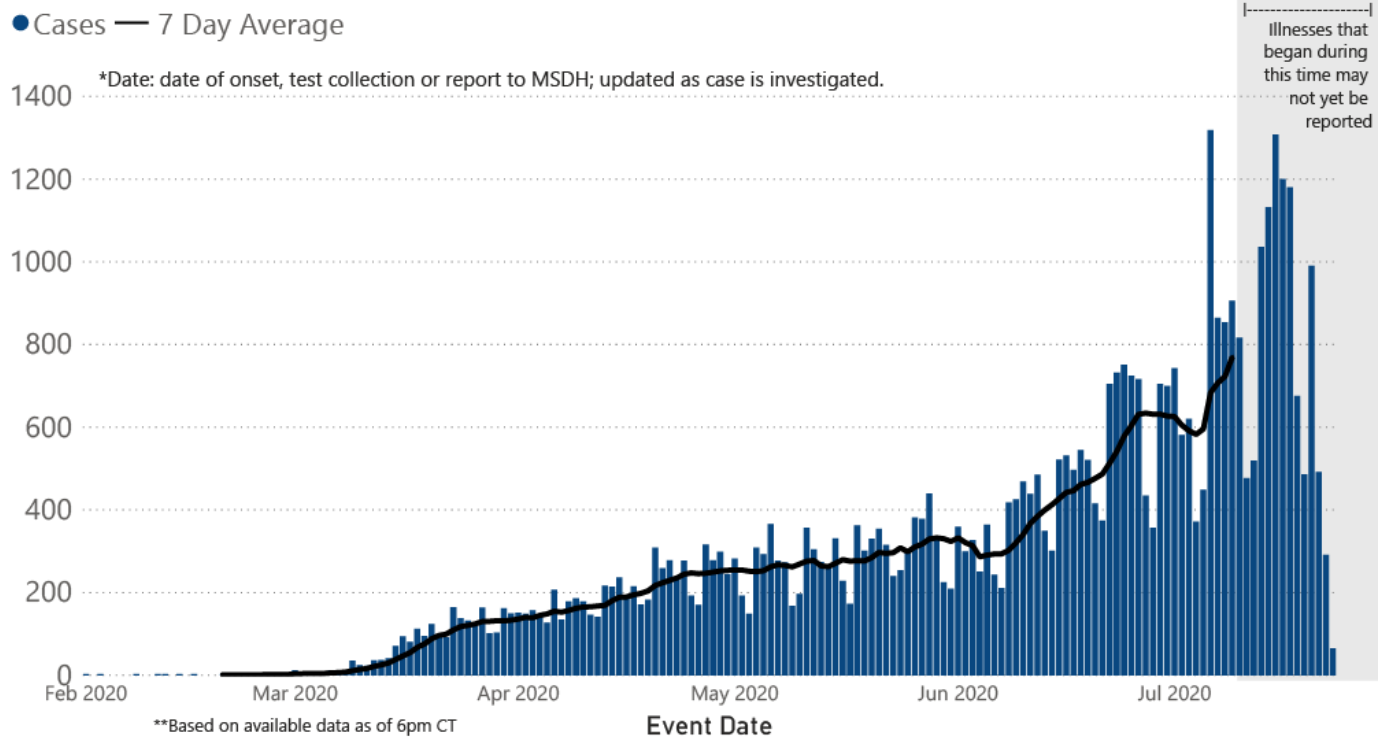
	American Indian or Alaska Native	Asian	Black	White	Other	Unknown
Non Hispanic	434	133	17,812	11,463	623	194
Hispanic	11	6	54	472	1,244	53
Unknown Ethnicity	751	29	3,734	2,861	3,555	6,234

## Total Deaths

1,463

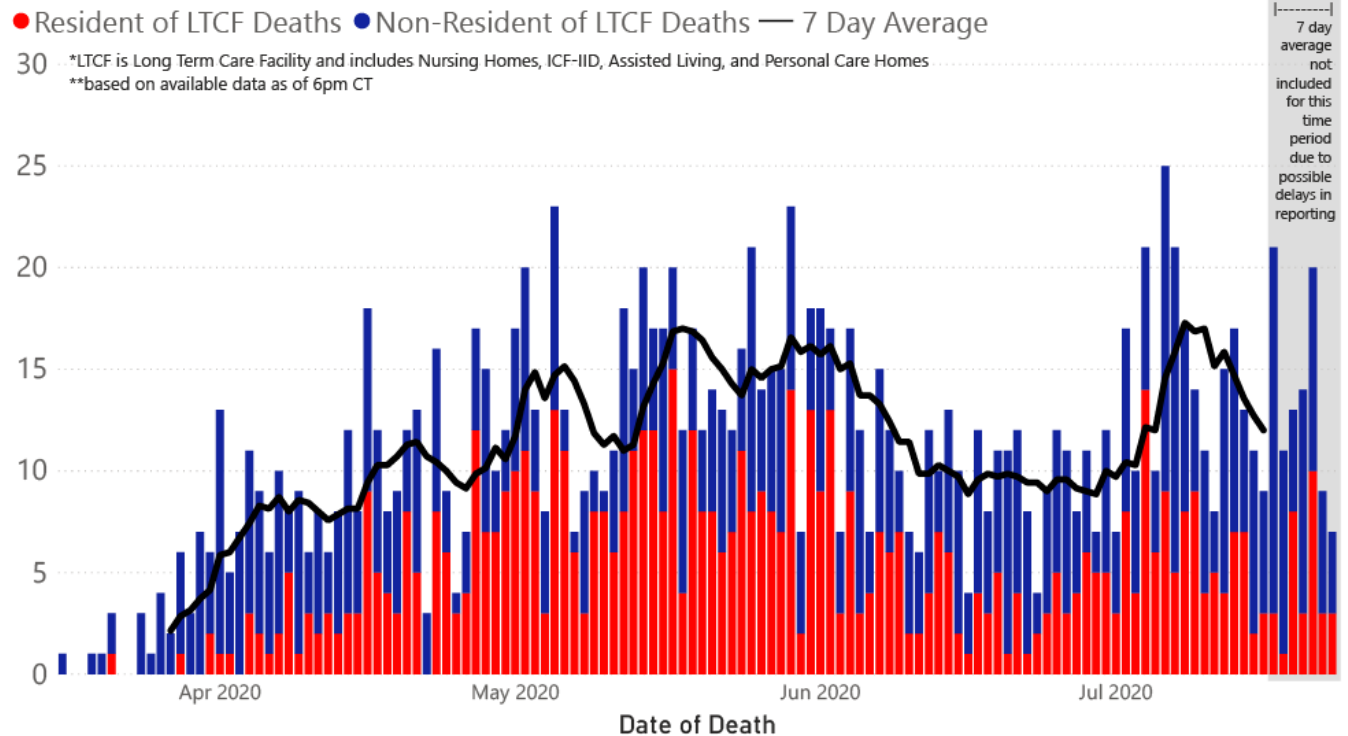
	American Indian or Alaska Native	Asian	Black	White	Other	Unknown
Non Hispanic	58	0	692	563	4	1
Hispanic	1	0	2	11	9	1
Unknown Ethnicity	18	0	40	42	11	10

## COVID-19 Cases by Date\* through July 23, 2020\*\*, Mississippi



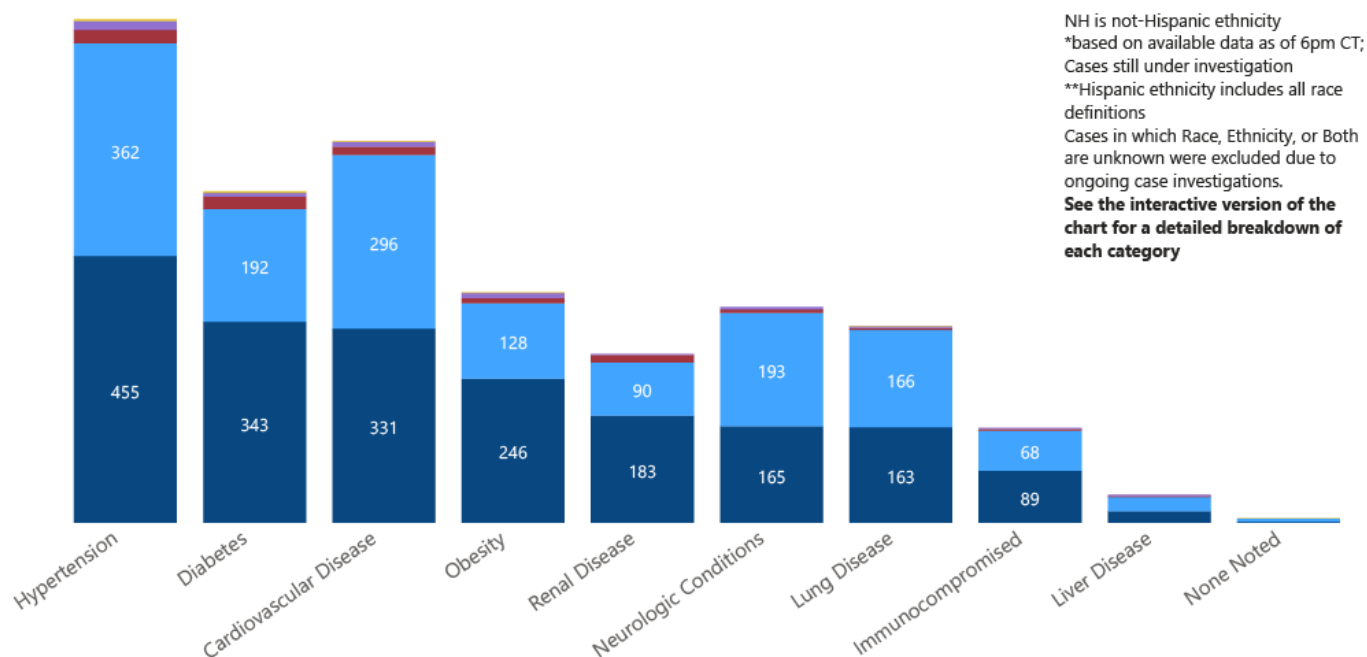
**Note:** Values up to two weeks in the past on the chart of Cases by Date above can change as we update it with new information from disease investigation.

## COVID-19 LTCF\* and Non-LTCF Deaths by Date of Death through July 23, 2020\*\*, Mississippi

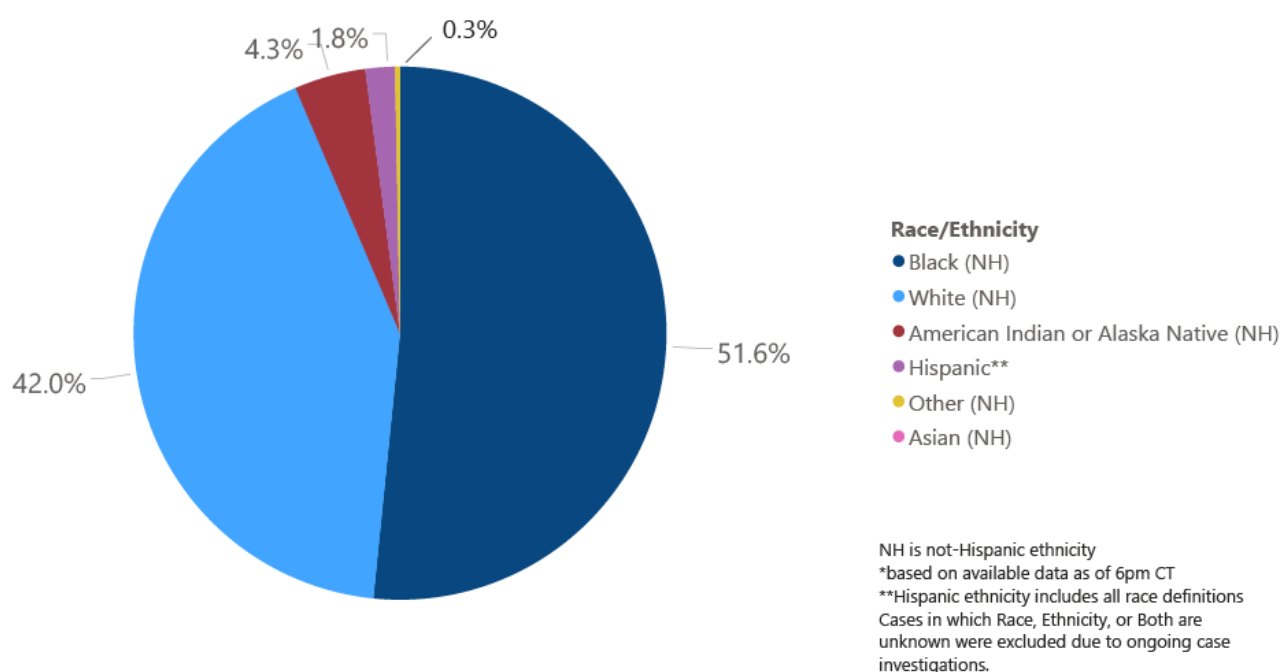


## COVID-19 Underlying Conditions in Deaths by Race/Ethnicity through July 23, 2020\*, Mississippi

**Race/Ethnicity** ● Black (NH) ● White (NH) ● American Indian or Alaska Native (NH) ● Hispanic\*\* ● Other (NH) ● Asian (NH)

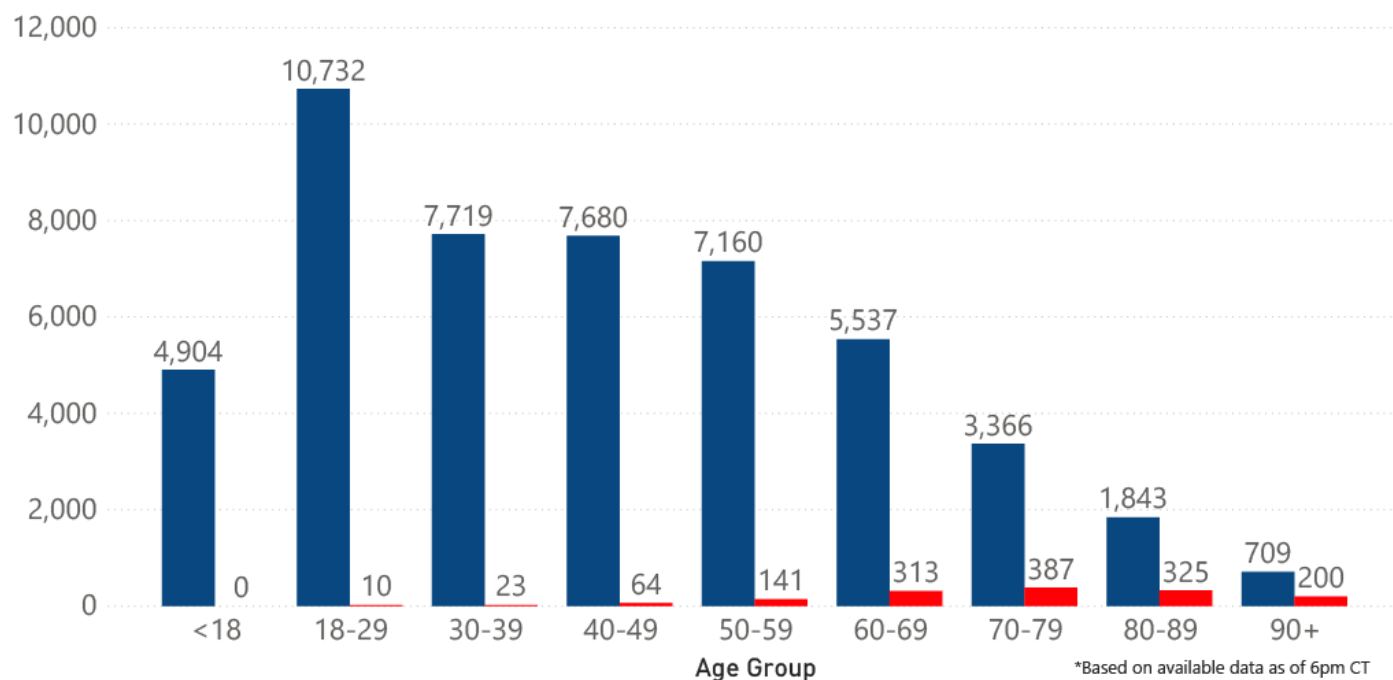


## COVID-19 Deaths by Race/Ethnicity through July 23, 2020\*, Mississippi

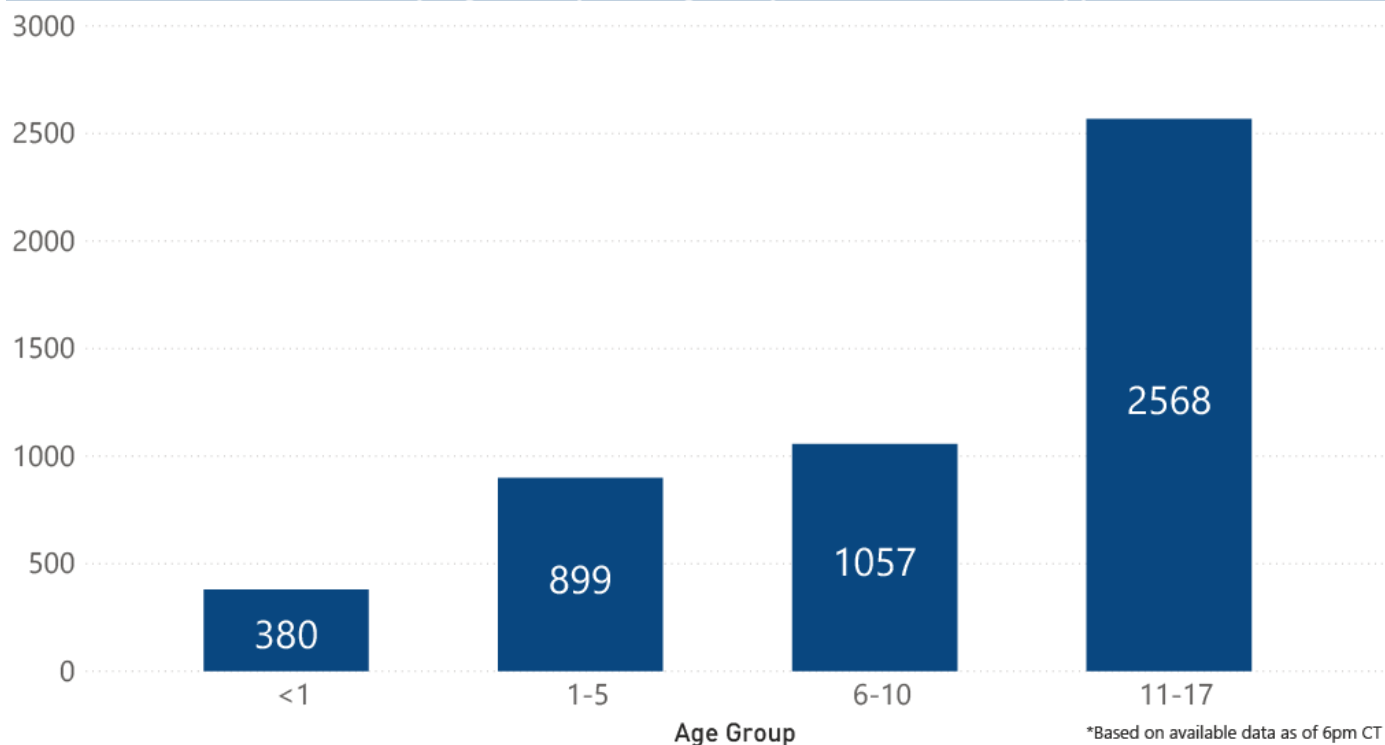


## COVID-19 Cases and Deaths by Age Group through July 23, 2020\*, Mississippi

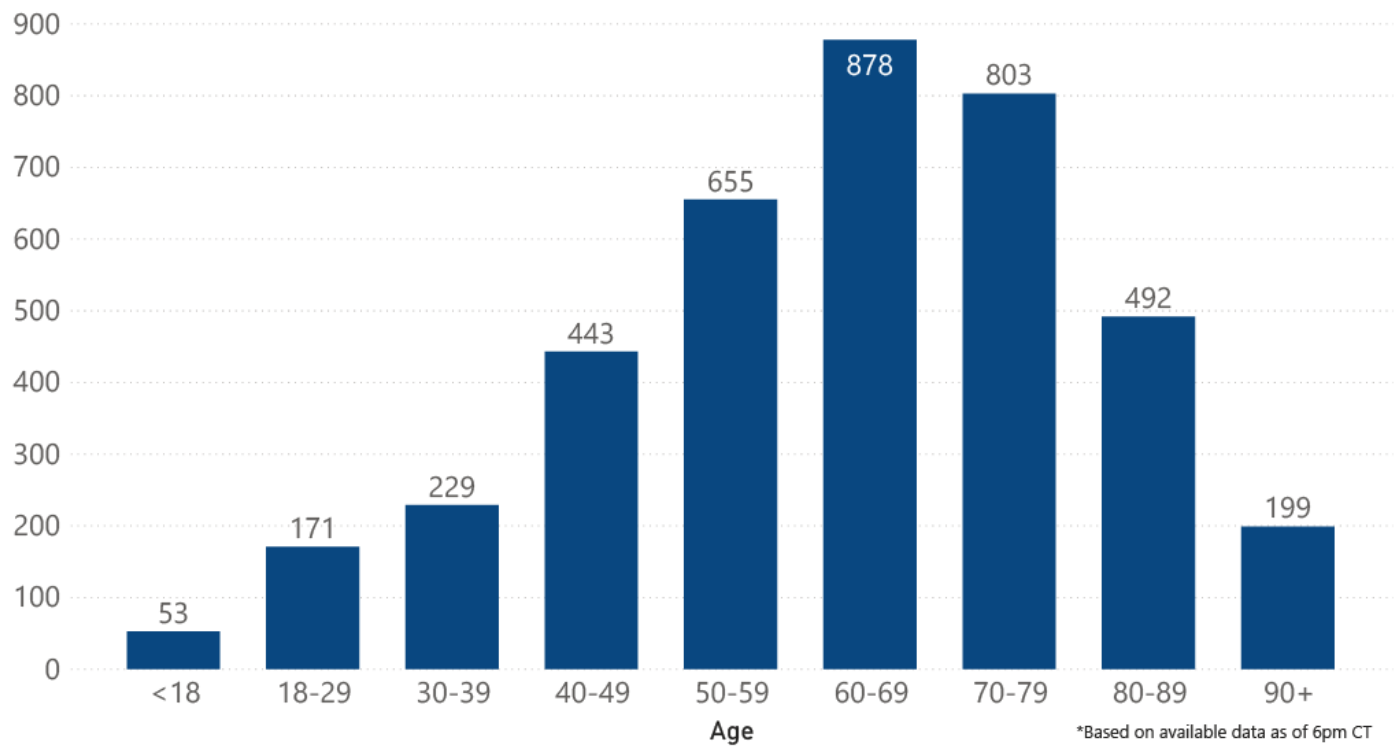
● Cases ● Deaths



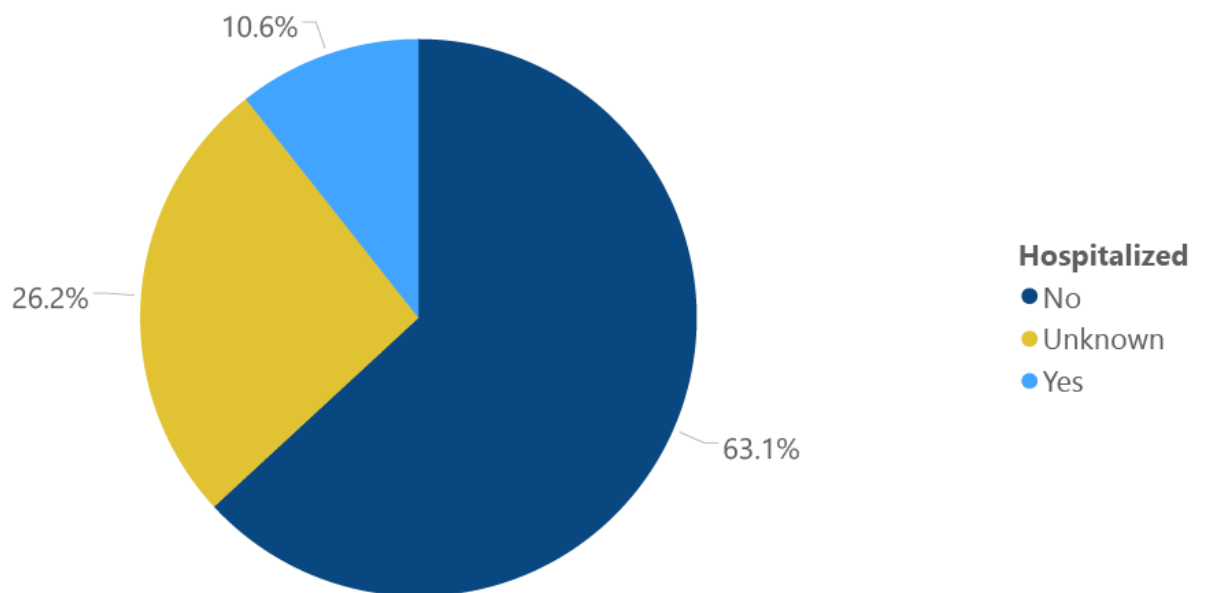
## COVID-19 Pediatric Cases by Age Group through July 23, 2020\*, Mississippi



### COVID-19 Hospitalized Cases by Age through July 23, 2020\*, Mississippi



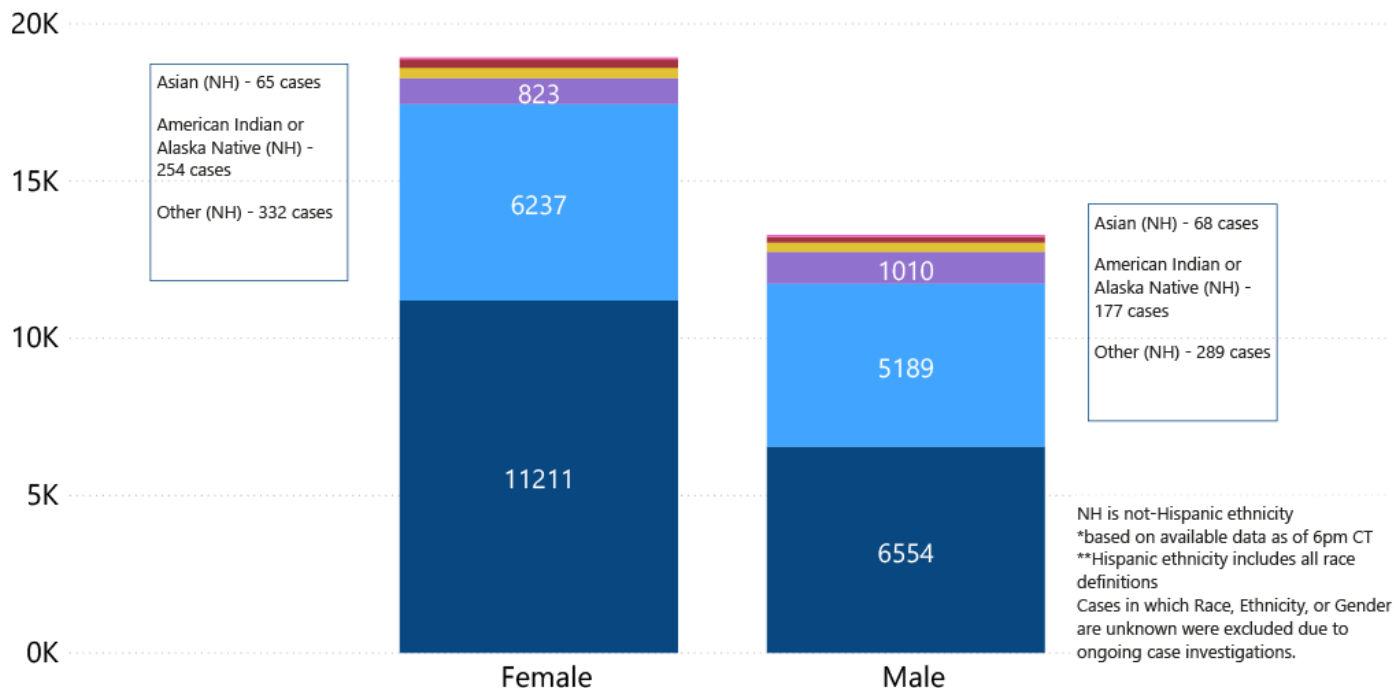
### COVID-19 Cumulative Hospitalizations-Investigated Cases July 23, 2020 \*



\* N=36,867 12,796 cases excluded due to ongoing investigations, based on available data as of 6 pm CT

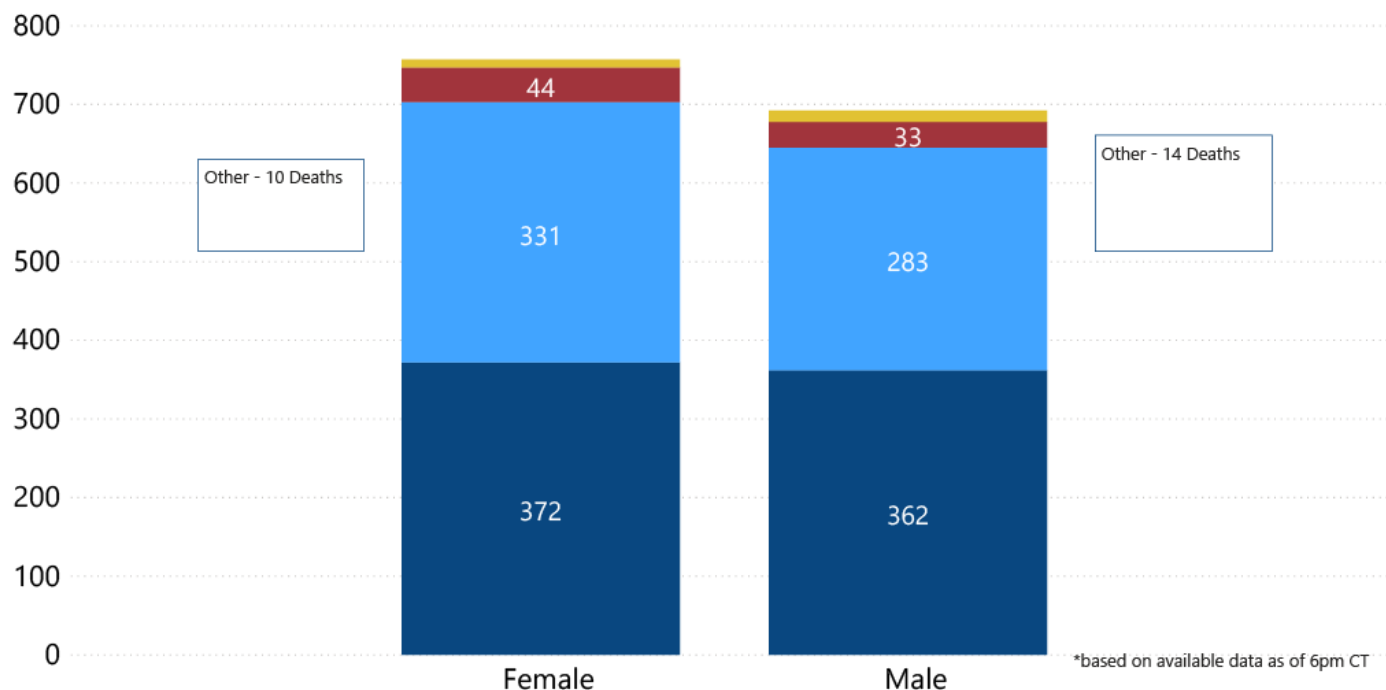
## COVID-19 Cases by Race/Ethnicity and Gender through July 23, 2020\*, Mississippi

**Race/Ethnicity** ● Black (NH) ● White (NH) ● Hispanic\*\* ● Other (NH) ● American Indian or Alaska Native (NH) ● Asian (NH)

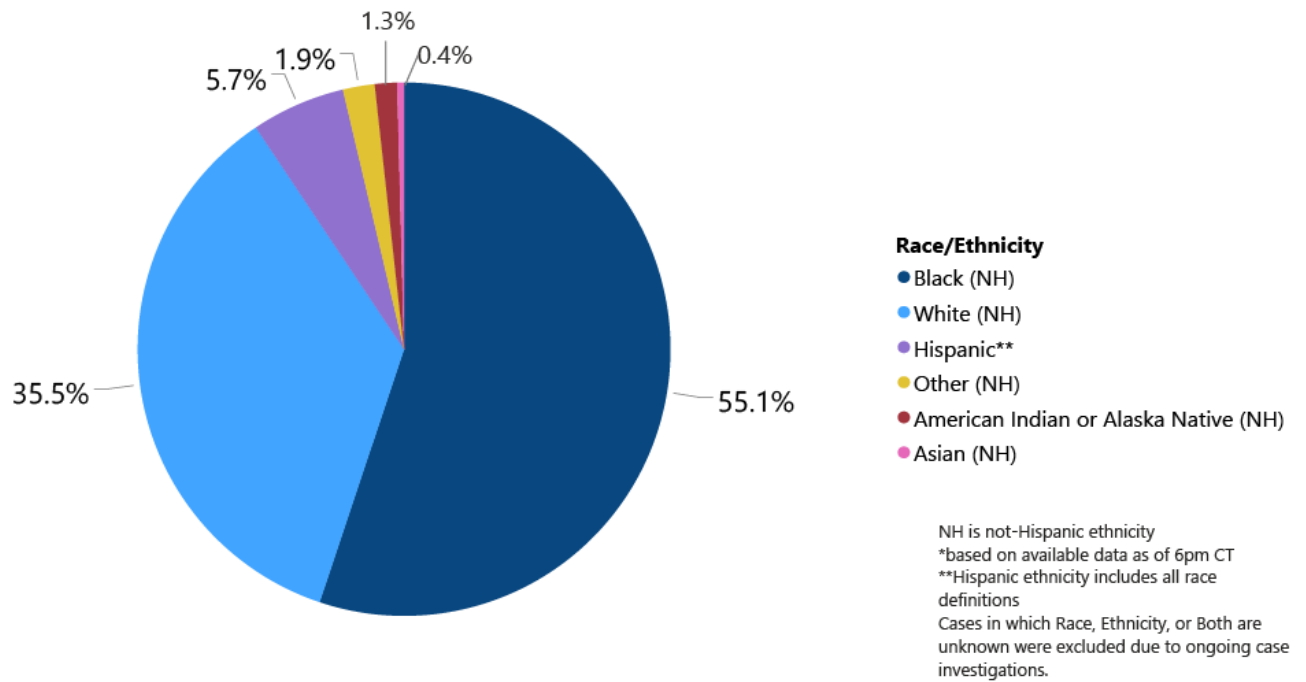


## COVID-19 Deaths by Race and Gender through July 23, 2020\*, Mississippi

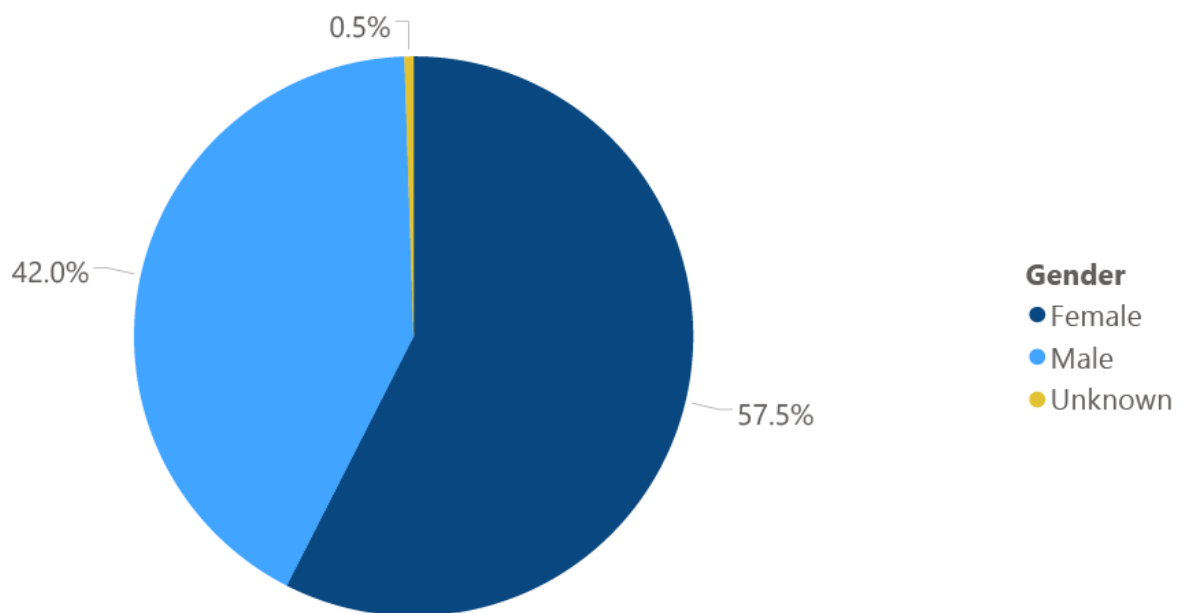
**Race** ● Black ● White ● American Indian or Alaska Native ● Other ● Asian



## COVID-19 Cases by Race/Ethnicity through July 23, 2020\*, Mississippi



## COVID-19 Cases by Gender through July 23, 2020\*, Mississippi



\*Based on available data as of 6pm CT

## Weekly High Case and High Incidence Counties

These weekly tables count cases based on the date of testing, not the date the test result was reported, and count only those cases where the date of testing is known.

They rank counties by weekly cases, and by incidence (cases proportional to population). A separate table ranking all counties is also available. **All tables updated weekly.**

### COVID-19 High Case MS Counties Over 1 Week Period (July 13-July 19, 2020\*)

County	Cases (July 13-July 19)	Cases per 100,000 (July 13-July 19)	Cases to Date	Cases per 100,000 Total	Percent Change
HINDS	393	169.5	3691	1592.0	12%
RANKIN	196	126.2	1459	939.6	16%
COAHOMA	149	673.5	422	1907.4	55%
LEE	142	166.2	820	959.8	21%
DESOTO	137	74.1	2394	1294.4	6%
WASHINGTON	129	293.8	1056	2405.0	14%
MADISON	115	108.2	1740	1637.3	7%
LAMAR	112	176.8	807	1274.0	16%
HARRISON	108	51.9	1456	699.7	8%
FORREST	104	138.9	1197	1598.2	10%
WARREN	92	202.7	727	1602.0	14%
JACKSON	85	59.2	1115	776.4	8%

\*based on available data as of 6pm CT

Cases based on test date. Cases without test date excluded due to ongoing investigations.

Table will be updated weekly.

### COVID-19 High Incidence MS Counties Over 1 Week Period (July 13-July 19, 2020\*)

County	Cases (July 13-July 19)	Cases per 100,000 (July 13-July 19)	Cases to Date	Cases per 100,000 Total	Percent Change
COAHOMA	149	673.5	422	1907.4	55%
MONTGOMERY	36	368.3	224	2291.6	19%
WASHINGTON	129	293.8	1056	2405.0	14%
TALLAHATCHIE	38	275.2	293	2121.8	15%
GRENADA	55	265.0	711	3425.2	8%
BOLIVAR	80	261.2	570	1861.0	16%
SUNFLOWER	62	246.9	656	2612.5	10%
ISSAQUENA	3	226.1	15	1130.4	25%
HOLMES	37	217.5	640	3762.5	6%
NEWTON	45	214.1	435	2069.7	12%
CARROLL	21	211.1	220	2211.7	11%
SHARKEY	9	208.3	65	1504.3	16%

\*based on available data as of 6pm CT

Cases based on test date. Cases without test date excluded due to ongoing investigations.

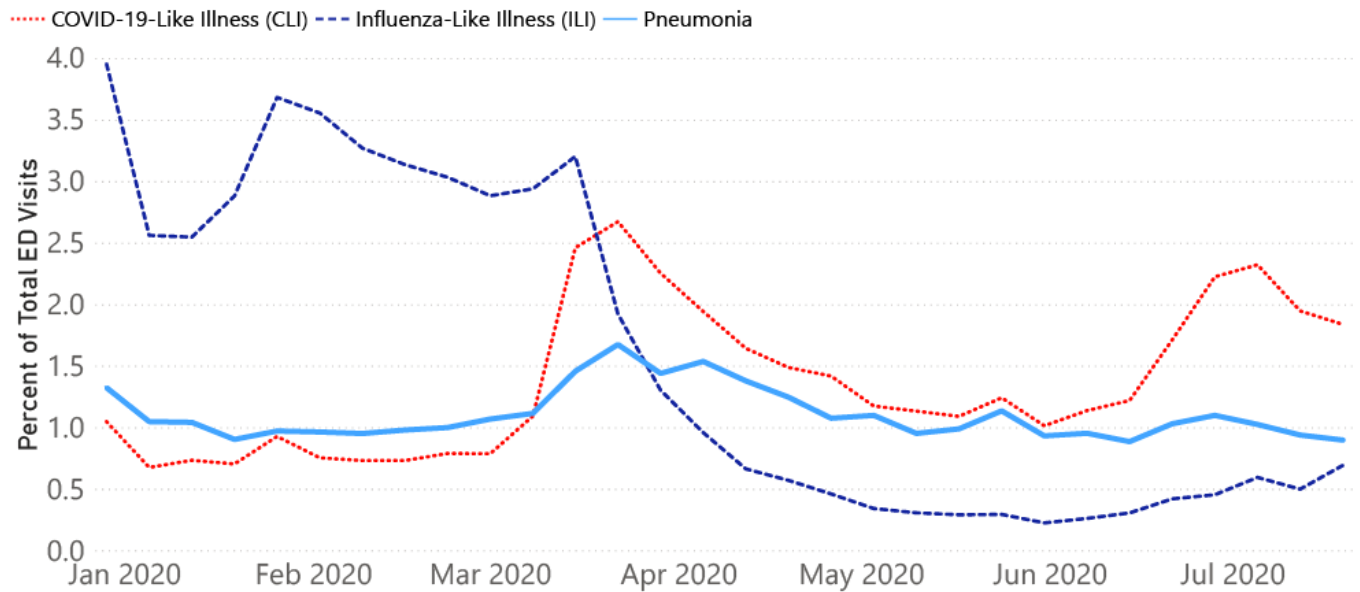
Table will be updated weekly.

## Syndromic Surveillance

Emergency department visits by those with symptoms characteristic of COVID-19, influenza and pneumonia, updated weekly.



## Percentage of Emergency Department and Clinic visits for CLI, ILI, and Pneumonia Cases Weekly Statewide Summary, December 29, 2019 - July 19, 2020



\*The graph represents syndromic surveillance data from emergency department visits, reported electronically by hospitals throughout the state, that are consistent with COVID-19-Like Illness (CLI), Influenza-Like Illness (ILI), and Pneumonia. Based on available data as of 6pm CT. Graph will be updated weekly.

## Estimated Recoveries

Presumed COVID-19 cases recovered, estimated weekly (does not include cases still under investigation).

### COVID-19 Presumed Recovered Cases through July 19, 2020, Mississippi

# 30,315

## Presumed Recovered\*

\*Reflects Provisional Estimates. Presumed Recovered if:

- 1) It has been 14 days or more since the case tested positive, if they were not hospitalized
- 2) It has been 21 days or more since the case tested positive, if they were hospitalized or hospitalization was unknown.

All deaths excluded. Presumed recovered counts will be updated weekly.

## U.S. and World Cases

- ▶ [COVID-19 cases in the United States \(CDC\)](#)
  - ▶ [U.S. COVID-19 Tracker \(CDC\)](#)
  - ▶ [COVID-19 Global Case Map \(Johns Hopkins University\)](#)
- 

## COVID-19 Testing

### Statewide Combined Testing as of July 23

COVID-19 testing providers around the state include commercial laboratories as well as hospital labs. Combined with testing done by the MSDH Public Health Laboratory, the figures provide a complete picture of all Mississippi testing.

**PCR** testing detects current, active COVID-19 infection in an individual.

**Antibody** (serology) testing identifies individuals with past COVID-19 infection based on antibodies they develop one to three weeks after infection.

	Total tests	PCR	Antibody
MSDH Public Health Laboratory	74,357	74,357	0
Other testing providers	351,963	336,510	15,453
Total tests for COVID-19 statewide	<b>426,320</b>	<b>410,867</b>	<b>15,453</b>

### MSDH Individuals Tested as of July 23

MSDH Public Health Laboratory (MPHL) testing totals as of 3 p.m. These totals are for tests performed at the MPHL only.

- Total individuals tested by the MPHL: **61,158**
- Total positive individuals from MPHL tests: **6,286**

## Getting Tested for COVID-19

The MSDH Public Health Laboratory, its partners, and private providers are testing statewide for COVID-19.

Anyone with symptoms of fever, severe cough or severe chest pains – especially those who are older or in poor health – should make arrangements for testing with their doctor or one of the many healthcare providers now performing testing. Healthcare providers can assess your health history and symptoms, and perform testing for COVID-19 as needed. MSDH is also helping conduct free drive-up testing sites in many parts of the state. **Always call ahead to the testing provider for instructions on safely being examined before you visit for your test.**

- ▶ [Find a COVID-19 testing provider near you](#)

- ▶ [Video: A tour through COVID-19 testing at the MSDH Public Health Lab](#)

# Prevention and Guidance for Individuals and the Community

- ▶ [Preventive steps to take, recommendations, guidance and general information on COVID-19](#)

Our free newsletter includes monthly disease updates:



Last reviewed on Mar 5,

2020

[error on this](#)

[email page](#)

[print](#)

## Related resources

- ▶ [Local COVID-19 Testing Providers](#)
- ▶ [COVID-19 Guidance and Prevention for Individuals and the Community](#)

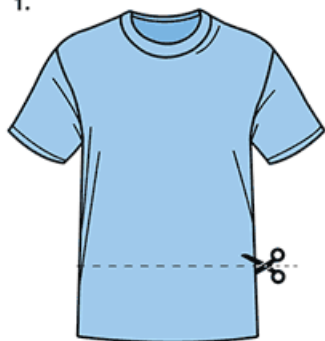
Updated July 23, 2020

## More topics

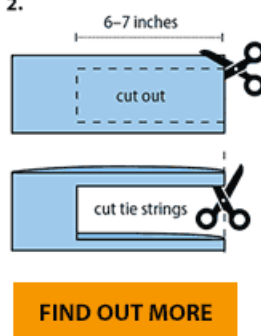
- ▶ [\[ Espanol, Tieng Viet, ASL \]](#)
- ▶ [COVID-19 Cases and Deaths Data](#)
- ▶ [COVID-19 Hospital Reports](#)
- ▶ [Diagnostic Testing EUA](#)
- ▶ [Handouts and Posters](#)
- ▶ [Healthcare Professionals](#)
- ▶ [Interactive Map and Charts](#)
- ▶ [Prevention and Safety Guidance](#)
- ▶ [Testing for COVID-19](#)

## Make your own face covering

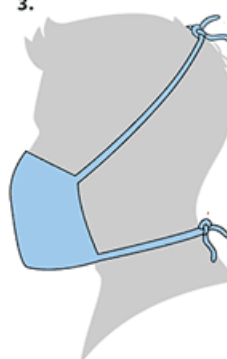
1.



2.



3.



### AGENCY

[About Us](#)

[Administration](#)

[Board of Health](#)

[County Offices](#)

[Institutional Review](#)

[Jobs](#)

[Locations](#)

[Public Health Laboratory](#)

[RFPs/Grants](#)

[More »](#)

[Intranet](#)  
[OHIT+ER Service Center](#)  
[Webmail](#)

#### **INFORMATION**

---

[Apps](#)  
[Calendar of Events](#)  
[Contact Us](#)  
[Meetings](#)  
[Health Resources](#)  
[Hotlines](#)  
[Locations](#)  
[News](#)  
[Newsletter](#)  
[Phone Numbers](#)  
[Español](#)

#### **I NEED A ...**

---

[Birth Certificate](#)  
[Certificate of Need](#)  
[Children's Health Insurance](#)  
[Complaint Form](#)  
[Criminal History Check](#)  
[Death Certificate](#)  
[Divorce Record](#)  
[Food Permit](#)  
[Immunization Record](#)  
[J-1 Visa](#)  
[License Verification](#)  
[Marriage Record](#)  
[Professional License](#)  
[Public Records Request](#)  
[Wastewater Application](#)

#### **PUBLICATIONS**

---

[Annual Report](#)  
[CON Weekly Reports](#)  
[Health Facilities Directory](#)  
[Mississippi Morbidity Reports](#)  
[Public Health Report](#)  
[State Health Plan](#)  
[Strategic Plan](#)

*[More »](#)*

