

Coronavirus Disease 2019 (COVID-19)

Updated July 26, 2020



The national Centers for Disease Control and Prevention (CDC) and the Mississippi State Department of Health continue to closely monitor the outbreak of respiratory illnesses caused by the novel (new) coronavirus COVID-19, and are working to limit the spread of cases nationally and in Mississippi. MSDH is actively working with doctors and hospitals to quickly identify cases and respond effectively to limit this outbreak.



If you have tested positive for COVID-19 or been in contact with someone who has COVID-19 then isolation or quarantine is important to protect others.

► [What you should do](#)

Mask and social distancing requirements for six new counties: Twenty-three counties have now been ordered by the Governor to observe stricter limits on gathering sizes, social distance in businesses, and other safety measures to control the high local rates of COVID-19. [Full details »](#)

Healthcare Professionals

Guidance and more →

- [MSDH guidances](#)
- [Specimens](#)
- [Lab dropoff](#)
- [CDC guidances](#)
- [MS-HAN Alerts](#)

[ALL HEALTHCARE](#)

Current Cases and Statistics

County and state data →

- [Current cases and deaths](#)
- [County data summaries](#)
- [Data charts and map](#)
- [Long-term care facilities](#)

- ▶ [Lab testing](#)
- ▶ [Recoveries](#)

[ALL STATISTICS](#)

Prevention, Safety and Testing

Personal and community →

- ▶ [Personal protection](#)
- ▶ [Businesses and workplace](#)
- ▶ [Community and events](#)
- ▶ [State agencies](#)
- ▶ [Find COVID-19 testing](#)
- ▶ [After you get tested](#)

[ALL PREVENTION](#)

Mississippi Coronavirus Hotline (7 days a week, 7 a.m.–7 p.m.): **877-978-6453**
Hard of hearing? Dial 711 for assistance.

General Information

- ▶ [Overview, questions and answers, handouts, and information in other languages](#)

COVID-19 in Mississippi

New Cases and Deaths as of July 25

NEW CASES

1,207

New COVID-19 positive test results reported to MSDH as of 6 p.m. yesterday.

NEW DEATHS

15

New COVID-19 related deaths reported to MSDH as of 6 p.m. yesterday.

County	Total
De Soto	1
Forrest	1
Grenada	1
Harrison	1
Holmes	1
Jones	1
Marion	1
Monroe	1
Sharkey	1
Simpson	1
Tallahatchie	1
Union	1
Warren	1
Washington	1

LTC OUTBREAKS

184

Current outbreaks in long-term care facilities only. (One or more cases among staff or residents counts as an outbreak.)

About our case counts: We currently update our case totals each day based on test results from the previous day. Outside laboratories also report positive test results to us, which are included in our totals. Repeated tests for the same individual are counted only once. County case numbers and deaths may change as investigation finds new or additional information.

County COVID-19 Data

Race and Ethnicity

- [Total COVID-19 cases and deaths by county, race and ethnicity](#) PDF
Current and past data tables, updated daily

Case Summaries and Cases per Day

- **NEW:** [Weekly COVID-19 trends and summaries for Mississippi counties](#)
Selected statistics and trends for each Mississippi county, updated weekly

High Cases and Incidence

- [Mississippi counties ranked by weekly cases and incidence](#)

Cumulative Cases and Deaths by County

Totals of all reported COVID-19 cases for 2020, including those in long-term care (LTC) facilities.

The numbers in this table are provisional. County case numbers and deaths may change as investigation finds new or additional information. The data provided below is the most current available.

County	Total Cases	Total Deaths
Adams	511	22
Alcorn	274	3
Amite	179	4
Attala	457	23
Benton	88	0
Bolivar	758	25
Calhoun	339	8
Carroll	231	11
Chickasaw	390	19
Choctaw	105	4
Claiborne	379	12
Clarke	277	25
Clay	340	13
Coahoma	535	7
Copiah	829	21
Covington	531	8
De Soto	2818	23
Forrest	1405	46
Franklin	85	2
George	243	5
Greene	192	10
Grenada	766	17
Hancock	269	14
Harrison	1810	26
Hinds	4553	82
Holmes	760	45
Humphreys	245	10
Issaquena	18	1
Itawamba	254	9
Jackson	1582	27
Total	52,304	1,495

County	Total Cases	Total Deaths
Jasper	336	6
Jefferson	163	4
Jefferson Davis	174	5
Jones	1563	56
Kemper	209	15
Lafayette	723	4
Lamar	954	11
Lauderdale	1218	84
Lawrence	271	3
Leake	724	24
Lee	1002	26
Leflore	735	57
Lincoln	681	38
Lowndes	811	22
Madison	2058	50
Marion	502	16
Marshall	454	5
Monroe	592	45
Montgomery	250	3
Neshoba	1148	82
Newton	472	10
Noxubee	365	10
Oktibbeha	893	31
Panola	732	9
Pearl River	427	34
Perry	175	6
Pike	720	29
Pontotoc	607	6
Prentiss	251	6
Quitman	168	1
Rankin	1830	23
Scott	930	16
Total	52,304	1,495

County	Total Cases	Total Deaths
Sharkey	103	1
Simpson	623	13
Smith	349	12
Stone	128	2
Sunflower	790	14
Tallahatchie	349	6
Tate	565	19
Tippah	236	11
Tishomingo	226	3
Tunica	182	4
Union	408	12
Walthall	396	15
Warren	853	24
Washington	1285	24
Wayne	689	21
Webster	166	11
Wilkinson	151	12
Winston	479	14
Yalobusha	276	9
Yazoo	689	9
Total	52,304	1,495

Case Classifications

Mississippi investigates and reports both probable and confirmed cases and deaths according to the [CSTE case definition](#).

	Confirmed	Probable	Total
Cases	51,639	665	52,304
Deaths	1,458	37	1,495

Confirmed cases and deaths are generally determined by positive PCR tests, which detect the presence of ongoing coronavirus infection.

Probable cases are those who test positive by other testing methods such as antibody or antigen, and have recent symptoms consistent with COVID-19, indicating a recent infection.

Probable deaths are those individuals with a designation of COVID-19 as a cause of death on the death certificate, but where no confirmatory testing was performed.

Long-Term Care Facility Cases and Outbreaks

Long-term care (LTC) facilities like nursing homes are considered high risk locations because their residents are older or in poor health. Even one case of COVID-19 in these facilities among residents or employees is considered an outbreak. We investigate residents, staff and close contacts of infected individuals for possible exposure. Residential care facilities also represent group living facilities where COVID-19 can be easily spread.

► [Mississippi COVID-19 cases and deaths in long-term care facilities](#) PDF

Long-term care facilities include nursing homes, personal care homes, assisted living homes, and intermediate care facilities for individuals with intellectual disability (ICF-IID)

► [Mississippi COVID-19 cases and deaths in residential care facilities](#) PDF

Residential care facilities include psychiatric or chemical dependency residential treatment centers and long-term acute care facilities.

Active Outbreaks

The table of active outbreaks lists all facilities that have reported a current COVID-19 outbreak. Resident and employee totals are for those cases associated with the current outbreak **only**. The reported deaths are those which have occurred only among the cases in the current outbreak.

► [Mississippi long-term care facilities with active COVID-19 outbreaks](#) PDF

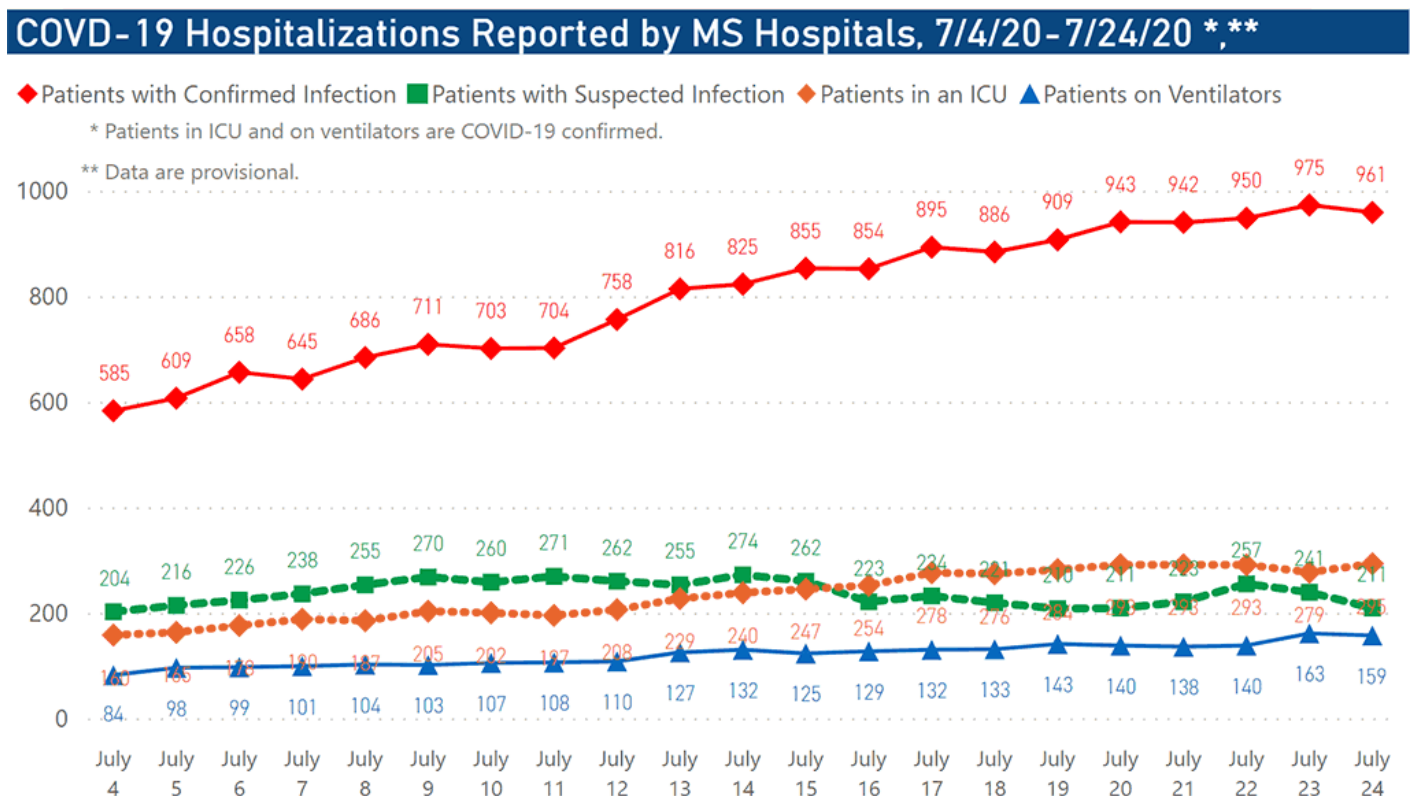
As of July 23, 2020

Mississippi COVID-19 Data Charts and Map

Hospital Usage

► **NEW:** [Daily hospital capacity reports](#)

► [View interactive hospitalization chart](#)



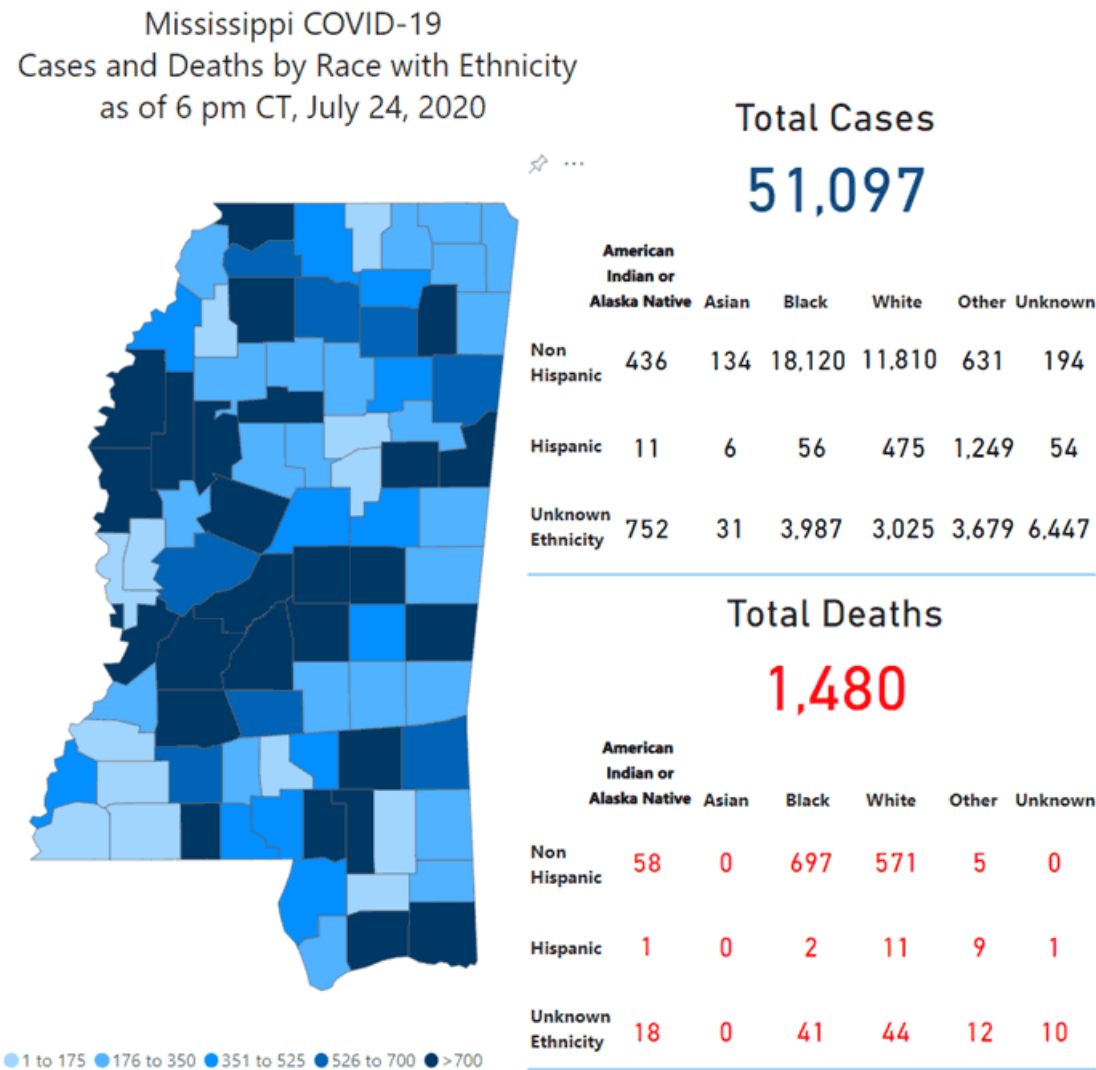
Cases and Deaths Data Charts

Updates to the detailed case charts below will resume on Monday.

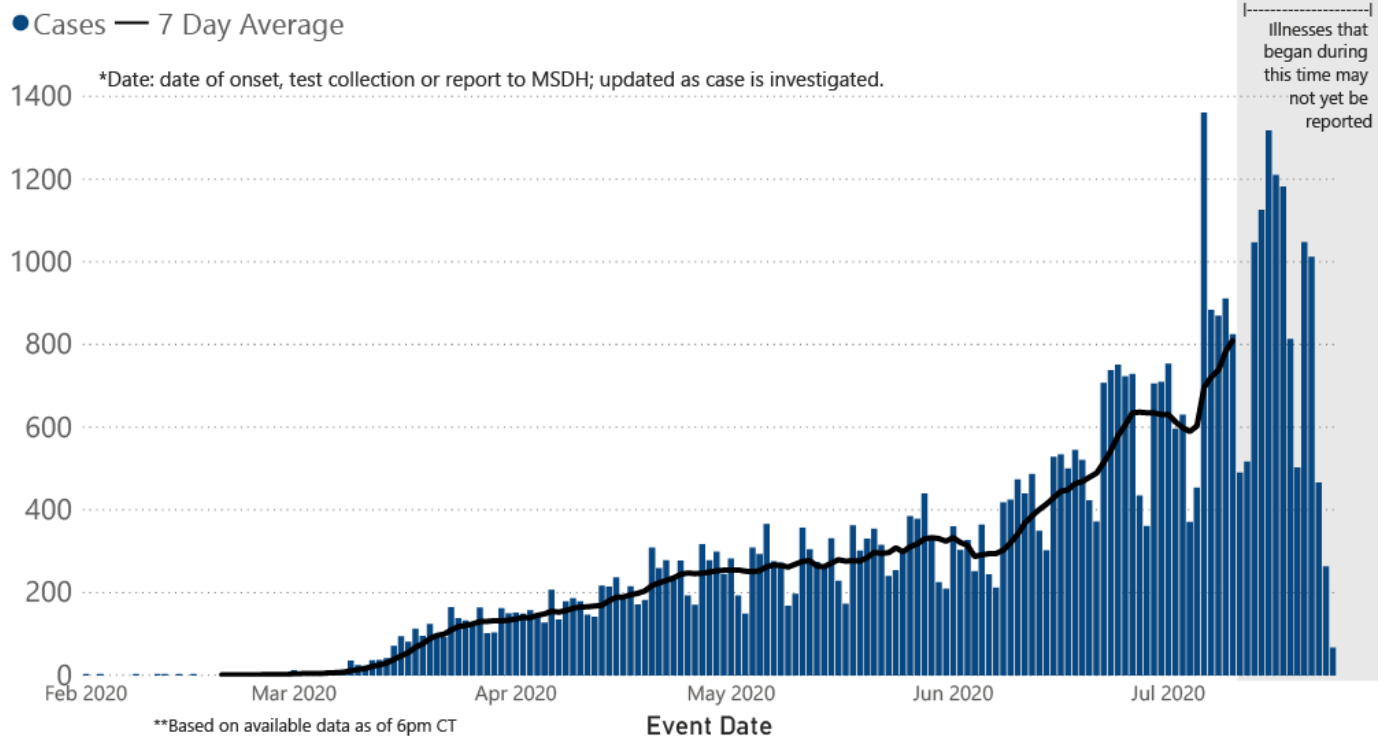
Our state case map and other data charts are also available in interactive form.

- ▶ [View interactive map](#)
- ▶ [View interactive epidemiological trend and syndromic surveillance](#)
- ▶ [View interactive hospitalization chart](#)

The charts below are based on available data at the time of publication. Charts do **not** include cases where insufficient details of the case are known.

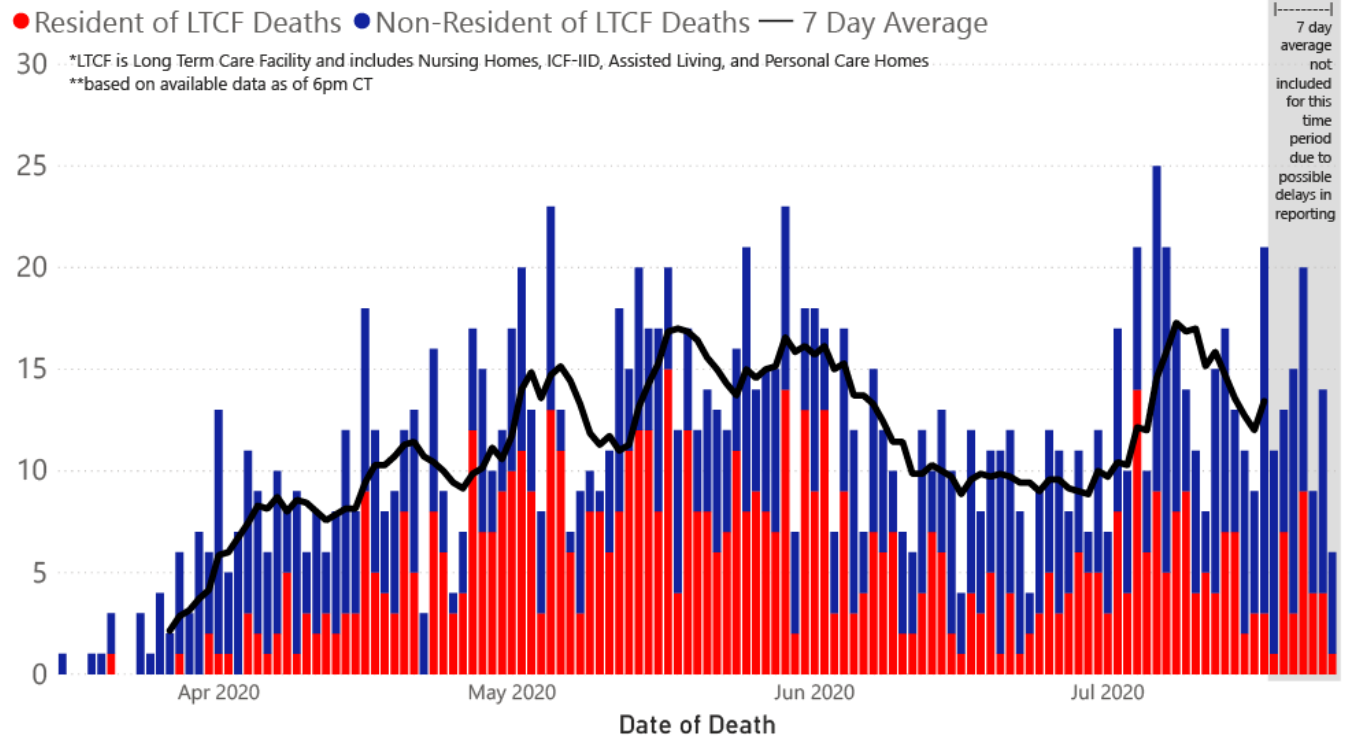


COVID-19 Cases by Date* through July 24, 2020**, Mississippi



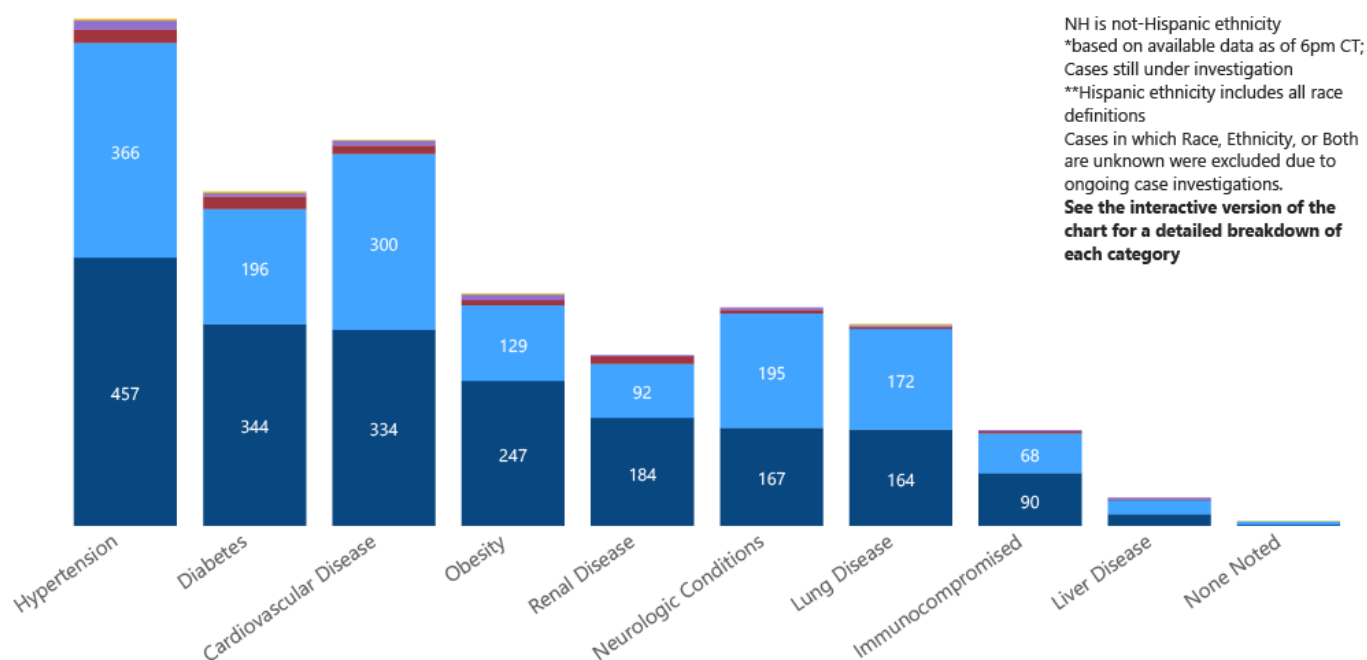
Note: Values up to two weeks in the past on the chart of Cases by Date above can change as we update it with new information from disease investigation.

COVID-19 LTCF* and Non-LTCF Deaths by Date of Death through July 24, 2020**, Mississippi

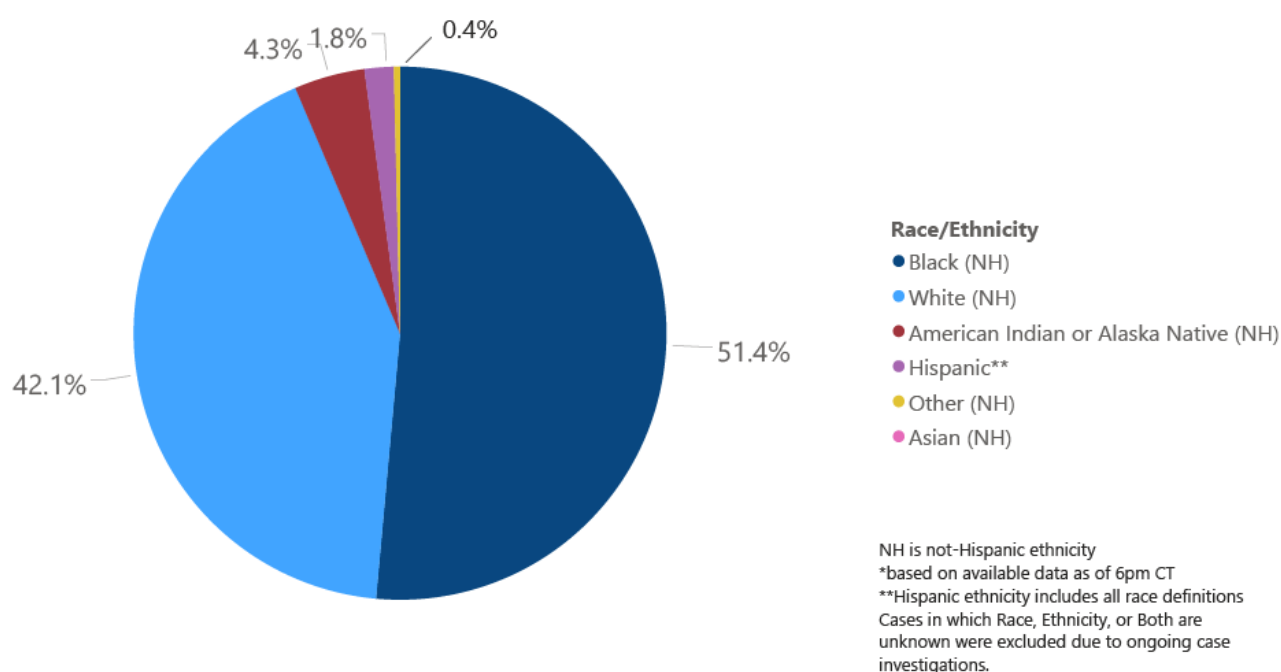


COVID-19 Underlying Conditions in Deaths by Race/Ethnicity through July 24, 2020*, Mississippi

Race/Ethnicity ● Black (NH) ● White (NH) ● American Indian or Alaska Native (NH) ● Hispanic** ● Other (NH) ● Asian (NH)

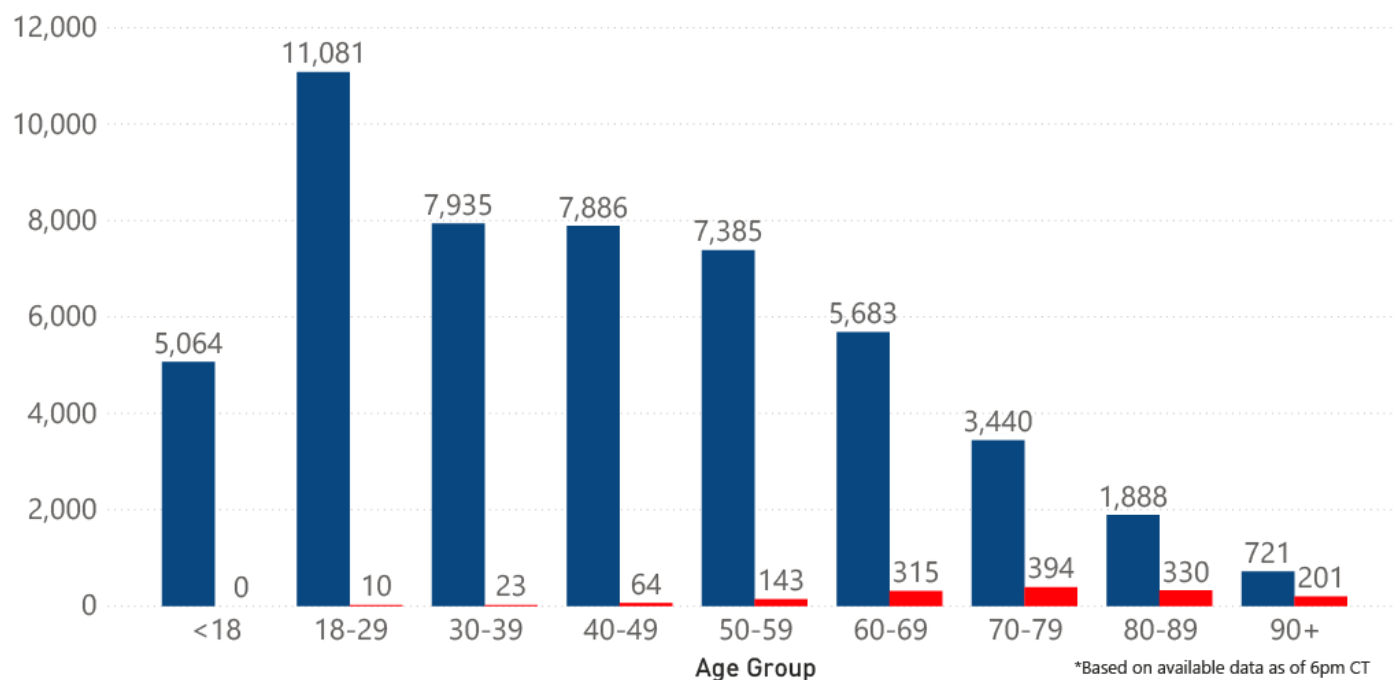


COVID-19 Deaths by Race/Ethnicity through July 24, 2020*, Mississippi

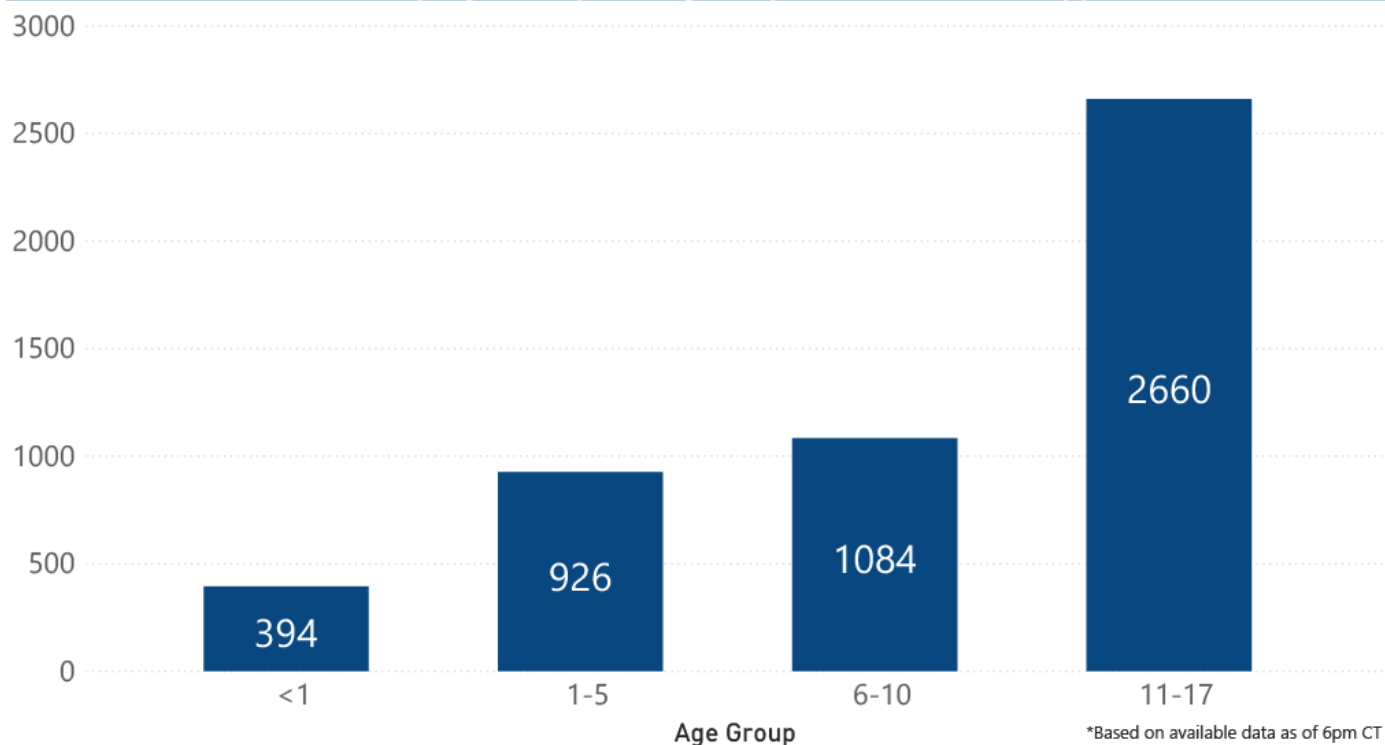


COVID-19 Cases and Deaths by Age Group through July 24, 2020*, Mississippi

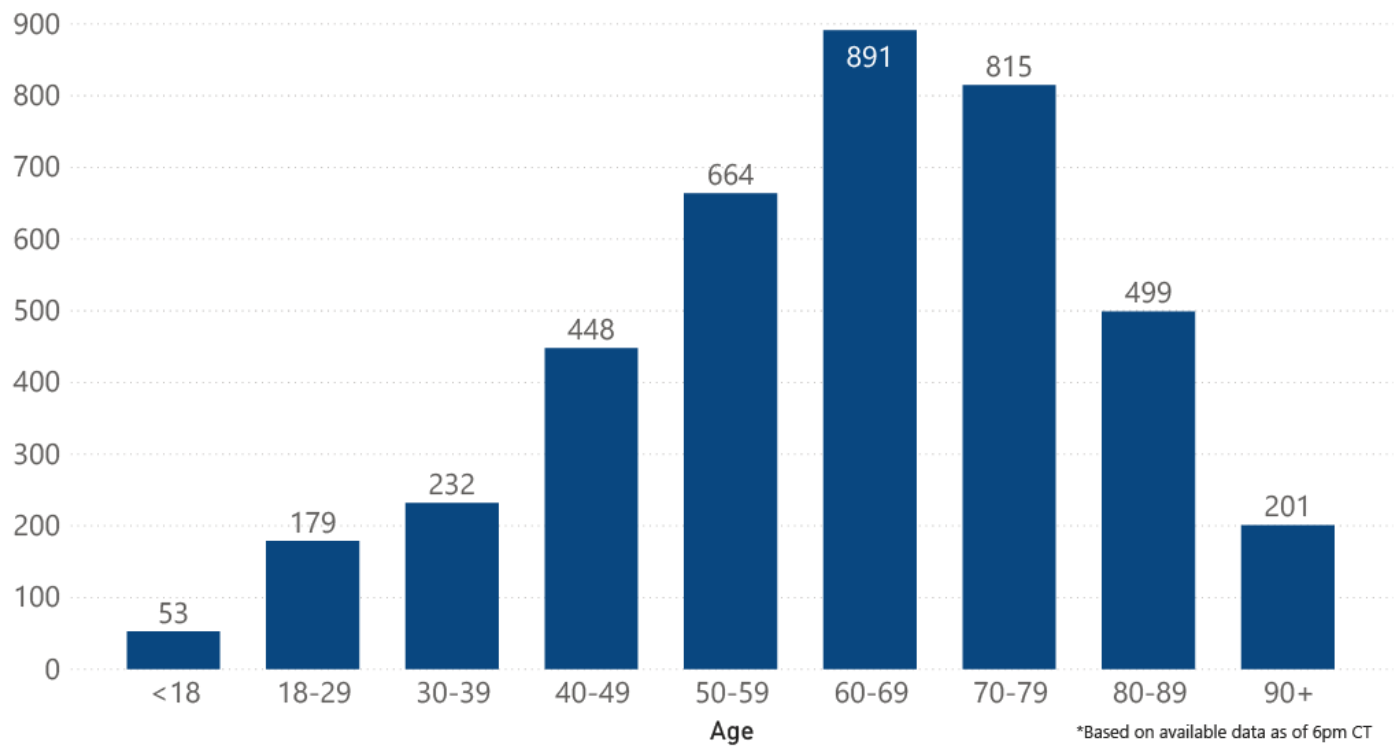
● Cases ● Deaths



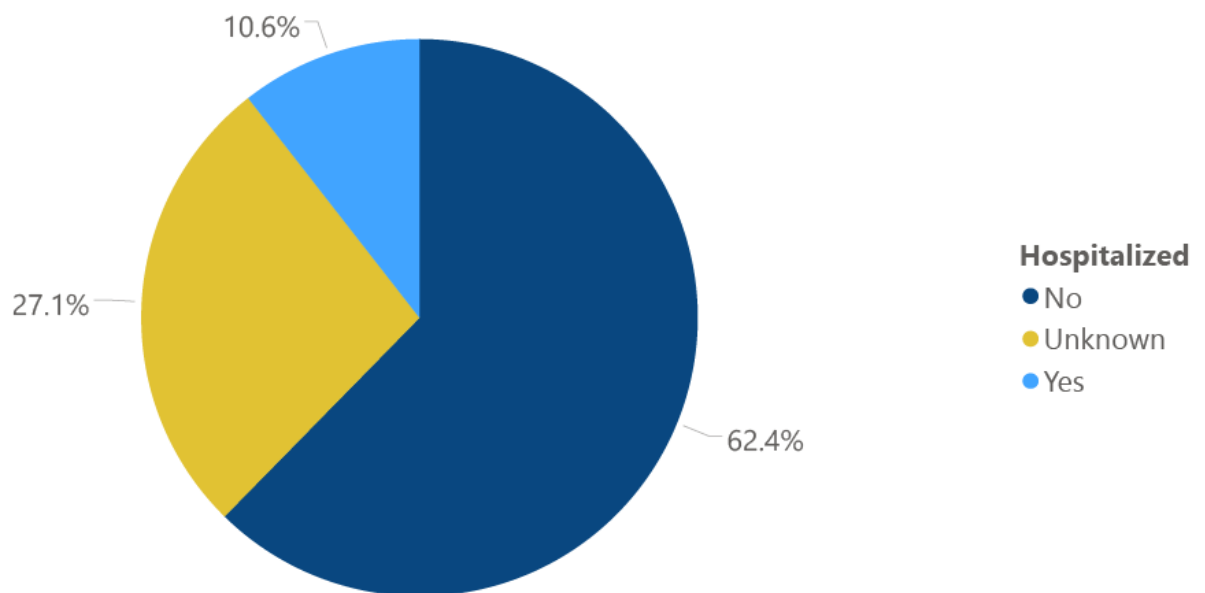
COVID-19 Pediatric Cases by Age Group through July 24, 2020*, Mississippi



COVID-19 Hospitalized Cases by Age through July 24, 2020*, Mississippi



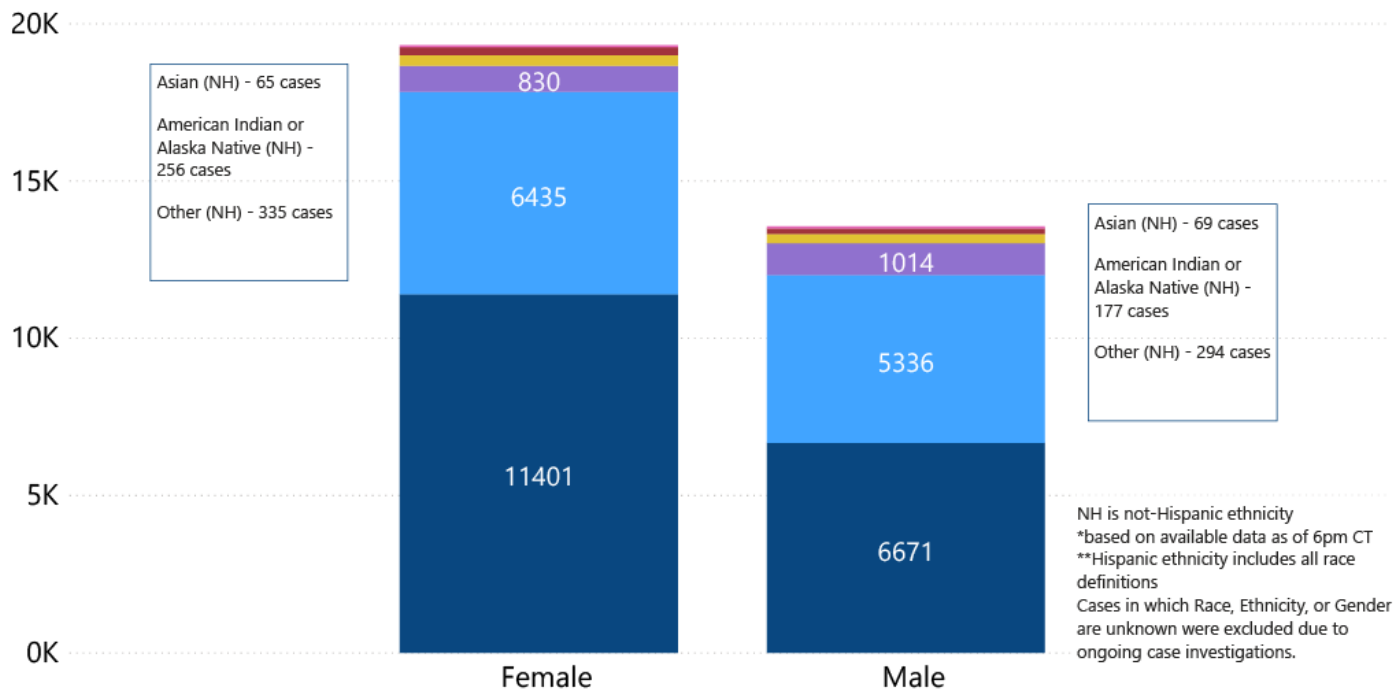
COVID-19 Cumulative Hospitalizations-Investigated Cases July 24, 2020 *



* N=37,742 13,355 cases excluded due to ongoing investigations, based on available data as of 6 pm CT

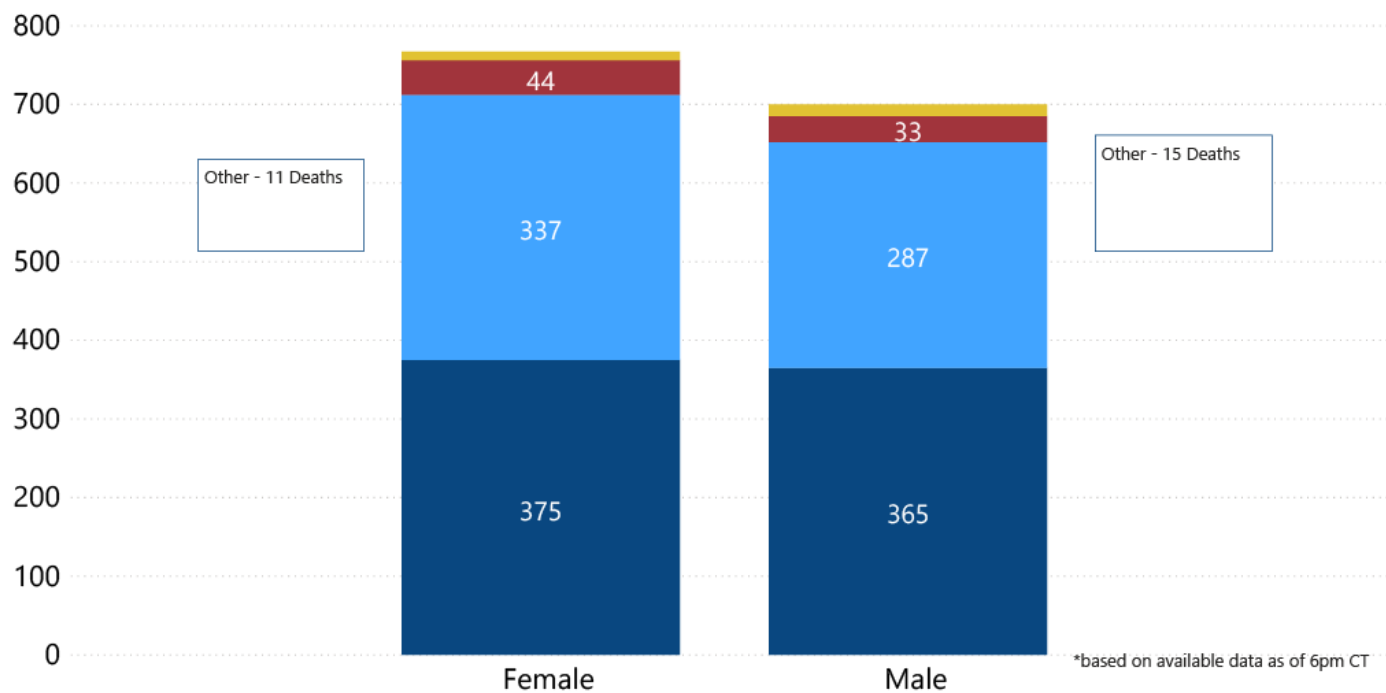
COVID-19 Cases by Race/Ethnicity and Gender through July 24, 2020*, Mississippi

Race/Ethnicity ● Black (NH) ● White (NH) ● Hispanic** ● Other (NH) ● American Indian or Alaska Native (NH) ● Asian (NH)

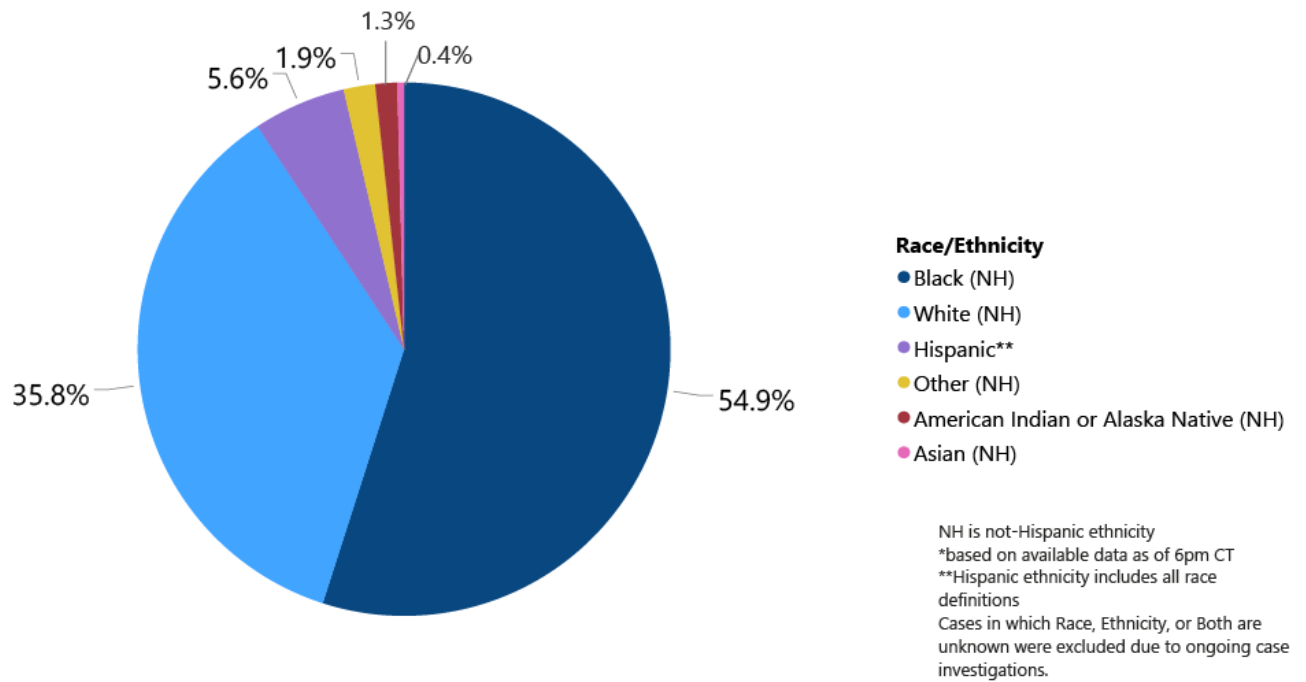


COVID-19 Deaths by Race and Gender through July 24, 2020*, Mississippi

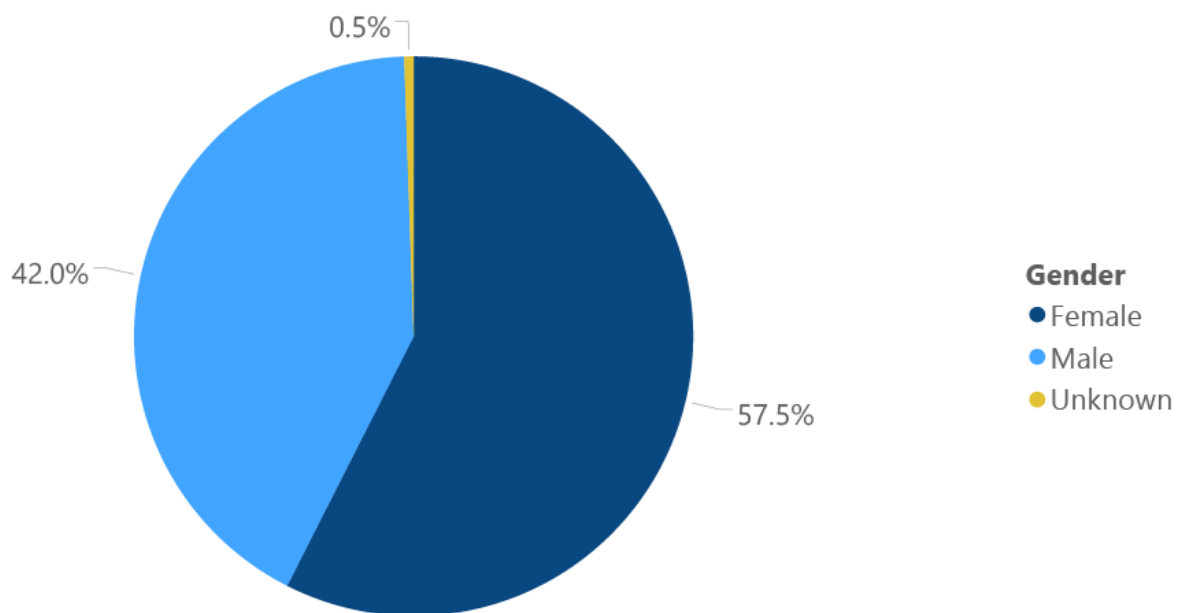
Race ● Black ● White ● American Indian or Alaska Native ● Other ● Asian



COVID-19 Cases by Race/Ethnicity through July 24, 2020*, Mississippi



COVID-19 Cases by Gender through July 24, 2020*, Mississippi



*Based on available data as of 6pm CT

Weekly High Case and High Incidence Counties

These weekly tables count cases based on the date of testing, not the date the test result was reported, and count only those cases where the date of testing is known.

They rank counties by weekly cases, and by incidence (cases proportional to population). A separate table ranking all counties is also available. **All tables updated weekly.**

COVID-19 High Case MS Counties Over 1 Week Period (July 13-July 19, 2020*)

County	Cases (July 13-July 19)	Cases per 100,000 (July 13-July 19)	Cases to Date	Cases per 100,000 Total	Percent Change
HINDS	393	169.5	3691	1592.0	12%
RANKIN	196	126.2	1459	939.6	16%
COAHOMA	149	673.5	422	1907.4	55%
LEE	142	166.2	820	959.8	21%
DESOTO	137	74.1	2394	1294.4	6%
WASHINGTON	129	293.8	1056	2405.0	14%
MADISON	115	108.2	1740	1637.3	7%
LAMAR	112	176.8	807	1274.0	16%
HARRISON	108	51.9	1456	699.7	8%
FORREST	104	138.9	1197	1598.2	10%
WARREN	92	202.7	727	1602.0	14%
JACKSON	85	59.2	1115	776.4	8%

*based on available data as of 6pm CT

Cases based on test date. Cases without test date excluded due to ongoing investigations.

Table will be updated weekly.

COVID-19 High Incidence MS Counties Over 1 Week Period (July 13-July 19, 2020*)

County	Cases (July 13-July 19)	Cases per 100,000 (July 13-July 19)	Cases to Date	Cases per 100,000 Total	Percent Change
COAHOMA	149	673.5	422	1907.4	55%
MONTGOMERY	36	368.3	224	2291.6	19%
WASHINGTON	129	293.8	1056	2405.0	14%
TALLAHATCHIE	38	275.2	293	2121.8	15%
GRENADA	55	265.0	711	3425.2	8%
BOLIVAR	80	261.2	570	1861.0	16%
SUNFLOWER	62	246.9	656	2612.5	10%
ISSAQUENA	3	226.1	15	1130.4	25%
HOLMES	37	217.5	640	3762.5	6%
NEWTON	45	214.1	435	2069.7	12%
CARROLL	21	211.1	220	2211.7	11%
SHARKEY	9	208.3	65	1504.3	16%

*based on available data as of 6pm CT

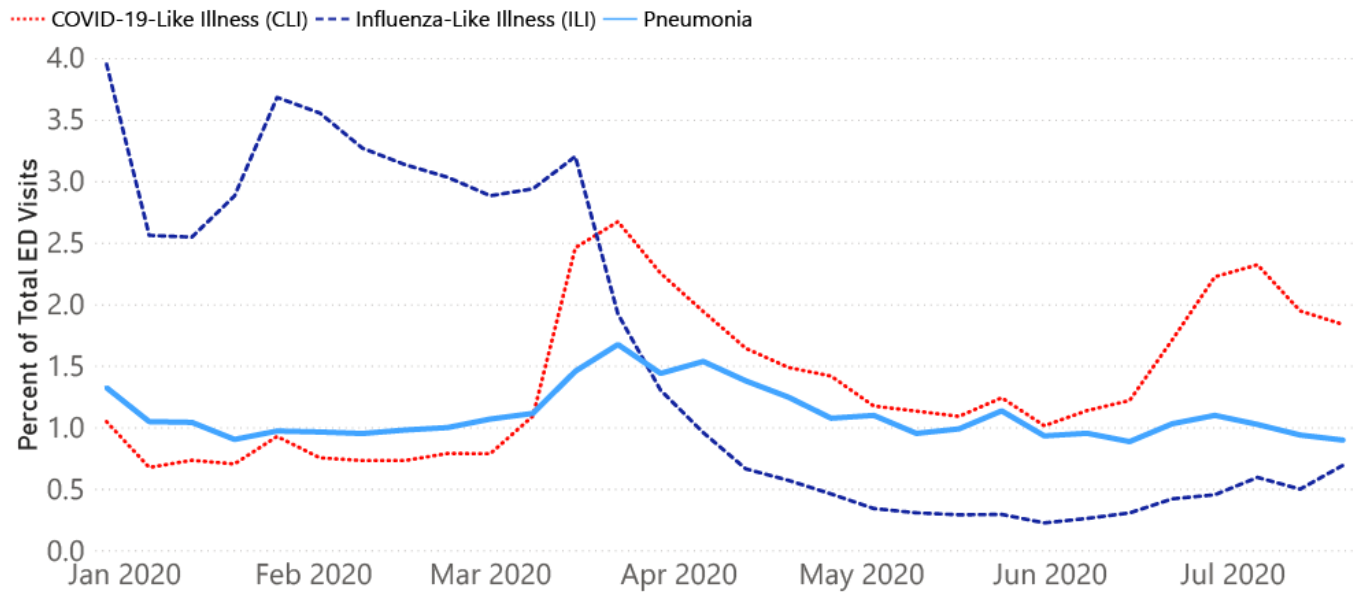
Cases based on test date. Cases without test date excluded due to ongoing investigations.

Table will be updated weekly.

Syndromic Surveillance

Emergency department visits by those with symptoms characteristic of COVID-19, influenza and pneumonia, updated weekly.

Percentage of Emergency Department and Clinic visits for CLI, ILI, and Pneumonia Cases Weekly Statewide Summary, December 29, 2019 - July 19, 2020



*The graph represents syndromic surveillance data from emergency department visits, reported electronically by hospitals throughout the state, that are consistent with COVID-19-Like Illness (CLI), Influenza-Like Illness (ILI), and Pneumonia. Based on available data as of 6pm CT. Graph will be updated weekly.

Estimated Recoveries

Presumed COVID-19 cases recovered, estimated weekly (does not include cases still under investigation).

COVID-19 Presumed Recovered Cases through July 19, 2020, Mississippi

30,315
Presumed Recovered*

*Reflects Provisional Estimates. Presumed Recovered if:

- 1) It has been 14 days or more since the case tested positive, if they were not hospitalized
- 2) It has been 21 days or more since the case tested positive, if they were hospitalized or hospitalization was unknown.

All deaths excluded. Presumed recovered counts will be updated weekly.

U.S. and World Cases

- ▶ [COVID-19 cases in the United States \(CDC\)](#)
 - ▶ [U.S. COVID-19 Tracker \(CDC\)](#)
 - ▶ [COVID-19 Global Case Map \(Johns Hopkins University\)](#)
-

COVID-19 Testing

Statewide Combined Testing as of July 24

COVID-19 testing providers around the state include commercial laboratories as well as hospital labs. Combined with testing done by the MSDH Public Health Laboratory, the figures provide a complete picture of all Mississippi testing.

PCR testing detects current, active COVID-19 infection in an individual.

Antibody (serology) testing identifies individuals with past COVID-19 infection based on antibodies they develop one to three weeks after infection.

	Total tests	PCR	Antibody
MSDH Public Health Laboratory	75,852	75,852	0
Other testing providers	361,121	345,381	15,740
Total tests for COVID-19 statewide	436,973	421,233	15,740

MSDH Individuals Tested as of July 25

MSDH Public Health Laboratory (MPHL) testing totals as of 3 p.m. These totals are for tests performed at the MPHL only.

- Total individuals tested by the MPHL: **62,351**
- Total positive individuals from MPHL tests: **6,488**

Getting Tested for COVID-19

The MSDH Public Health Laboratory, its partners, and private providers are testing statewide for COVID-19.

Anyone with symptoms of fever, severe cough or severe chest pains – especially those who are older or in poor health – should make arrangements for testing with their doctor or one of the many healthcare providers now performing testing. Healthcare providers can assess your health history and symptoms, and perform testing for COVID-19 as needed. MSDH is also helping conduct free drive-up testing sites in many parts of the state. **Always call ahead to the testing provider for instructions on safely being examined before you visit for your test.**

- ▶ [Find a COVID-19 testing provider near you](#)

- ▶ [Video: A tour through COVID-19 testing at the MSDH Public Health Lab](#)

Prevention and Guidance for Individuals and the Community

- ▶ [Preventive steps to take, recommendations, guidance and general information on COVID-19](#)

Our free newsletter includes monthly disease updates:



Last reviewed on Mar 5,

2020

[error on this](#)

[email page](#)

[print](#)

Related resources

- ▶ [Local COVID-19 Testing Providers](#)
- ▶ [COVID-19 Guidance and Prevention for Individuals and the Community](#)

Updated July 25, 2020

More topics

- ▶ [\[Espanol, Tieng Viet, ASL \]](#)
- ▶ [COVID-19 Cases and Deaths Data](#)
- ▶ [COVID-19 Hospital Reports](#)
- ▶ [Diagnostic Testing EUA](#)
- ▶ [Handouts and Posters](#)
- ▶ [Healthcare Professionals](#)
- ▶ [Interactive Map and Charts](#)
- ▶ [Prevention and Safety Guidance](#)
- ▶ [Testing for COVID-19](#)



A few feet makes a big difference.

#stopcovid19

AGENCY

[About Us](#)

[Administration](#)

[Board of Health](#)

[County Offices](#)

[Institutional Review](#)

[Jobs](#)

[Locations](#)

[Public Health Laboratory](#)

[RFPs/Grants](#)

[More »](#)

[Intranet](#)
[OHIT+ER Service Center](#)
[Webmail](#)

INFORMATION

[Apps](#)
[Calendar of Events](#)
[Contact Us](#)
[Meetings](#)
[Health Resources](#)
[Hotlines](#)
[Locations](#)
[News](#)
[Newsletter](#)
[Phone Numbers](#)
[Español](#)

I NEED A ...

[Birth Certificate](#)
[Certificate of Need](#)
[Children's Health Insurance](#)
[Complaint Form](#)
[Criminal History Check](#)
[Death Certificate](#)
[Divorce Record](#)
[Food Permit](#)
[Immunization Record](#)
[J-1 Visa](#)
[License Verification](#)
[Marriage Record](#)
[Professional License](#)
[Public Records Request](#)
[Wastewater Application](#)

PUBLICATIONS

[Annual Report](#)
[CON Weekly Reports](#)
[Health Facilities Directory](#)
[Mississippi Morbidity Reports](#)
[Public Health Report](#)
[State Health Plan](#)
[Strategic Plan](#)

[More »](#)

