

Coronavirus Disease 2019 (COVID-19)

Updated July 27, 2020



The national Centers for Disease Control and Prevention (CDC) and the Mississippi State Department of Health continue to closely monitor the outbreak of respiratory illnesses caused by the novel (new) coronavirus COVID-19, and are working to limit the spread of cases nationally and in Mississippi. MSDH is actively working with doctors and hospitals to quickly identify cases and respond effectively to limit this outbreak.



If you have tested positive for COVID-19 or been in contact with someone who has COVID-19 then isolation or quarantine is important to protect others.

► [What you should do](#)

A Simple Guide to Executive Orders: A handy summary of COVID-19 Executive Orders from the Governor, organized by who and what they apply to (Updated July 27). [View the guide »](#)

Mask and social distancing requirements for six new counties: Twenty-three counties have now been ordered by the Governor to observe stricter limits on gathering sizes, social distance in businesses, and other safety measures to control the high local rates of COVID-19. [Full details »](#)

Healthcare Professionals

Guidance and more →

- [MSDH guidances](#)
- [Specimens](#)
- [Lab dropoff](#)
- [CDC guidances](#)
- [MS-HAN Alerts](#)

[ALL HEALTHCARE](#)

Current Cases and Statistics

County and state data →

- [Current cases and deaths](#)

- ▶ [County data summaries](#)
- ▶ [Data charts and map](#)
- ▶ [Long-term care facilities](#)
- ▶ [Lab testing](#)
- ▶ [Recoveries](#)

[ALL STATISTICS](#)

Prevention, Safety and Testing

Personal and community →

- ▶ [Personal protection](#)
- ▶ [Businesses and workplace](#)
- ▶ [Community and events](#)
- ▶ [State agencies](#)
- ▶ [Find COVID-19 testing](#)
- ▶ [After you get tested](#)

[ALL PREVENTION](#)

Mississippi Coronavirus Hotline (7 days a week, 7 a.m.–7 p.m.): **877-978-6453**
Hard of hearing? Dial 711 for assistance.

General Information

- ▶ [Overview, questions and answers, handouts, and information in other languages](#)

COVID-19 in Mississippi

New Cases and Deaths as of July 26

NEW CASES

653

New COVID-19 positive test results reported to MSDH as of 6 p.m. yesterday.

NEW DEATHS

6

New COVID-19 related deaths reported to MSDH as of 6 p.m. yesterday.

County	Total
Adams	1
Jackson	1
Monroe	2
Perry	1
Yalobusha	1

LTC OUTBREAKS

189

Current outbreaks in long-term care facilities only. (One or more cases among staff or residents counts as an outbreak.)

About our case counts: We currently update our case totals each day based on test results from the previous day. Outside laboratories also report positive test results to us, which are included in our totals. Repeated tests for the same individual are counted only once. County case numbers and deaths may change as investigation finds new or additional information.

County COVID-19 Data

Race and Ethnicity

- [Total COVID-19 cases and deaths by county, race and ethnicity](#) PDF
Current and past data tables, updated daily

Case Summaries and Cases per Day

- **NEW:** [Weekly COVID-19 trends and summaries for Mississippi counties](#)
Selected statistics and trends for each Mississippi county, updated weekly

High Cases and Incidence

- [Mississippi counties ranked by weekly cases and incidence](#)

Cumulative Cases and Deaths by County

Totals of all reported COVID-19 cases for 2020, including those in long-term care (LTC) facilities.

The numbers in this table are provisional. County case numbers and deaths may change as investigation finds new or additional information. The data provided below is the most current available.

County	Total Cases	Total Deaths	Total LTC Facility Cases	Total LTC Facility Deaths
Adams County	518	23	44	11
	Total Cases	Total Deaths	Total LTC Facility Cases	Total LTC Facility Deaths
Alcorn	278	3	1	1
Amite	179	4	13	2
Attala	459	23	89	19
Benton	91	0	1	0
Bolivar	766	25	45	7
Calhoun	342	8	23	4
Carroll	232	11	45	9
Chickasaw	391	19	35	11
Choctaw	106	4	0	0
Claiborne	385	12	43	9
Clarke	278	25	19	9
Clay	345	13	2	1
Coahoma	547	7	2	0
Copiah	835	21	30	3
Covington	540	8	3	1
De Soto	2844	24	33	6
Forrest	1428	46	97	29
Franklin	88	2	3	1
George	247	5	1	0
Greene	200	10	34	6
Grenada	770	17	71	9
Hancock	277	14	8	4
Harrison	1824	26	120	13
Hinds	4624	82	206	30
Holmes	772	45	97	20
Humphreys	248	10	19	6
Issaquena	18	1	0	0
Itawamba	257	9	34	7
Jackson	1596	27	68	6
Jasper	341	6	1	0
Jefferson	166	4	3	0
Total	52,957	1,501	3,398	688

Jefferson County Davis	¹ Total Cases	⁵ Total Deaths	³ Total LTC Facility Cases	¹ Total LTC Facility Deaths
Jones	1591	56	162	35
Kemper	209	15	38	9
Lafayette	739	4	43	1
Lamar	972	11	3	2
Lauderdale	1222	84	203	55
Lawrence	273	3	14	0
Leake	725	24	4	0
Lee	1020	26	66	15
Leflore	736	57	184	41
Lincoln	681	38	115	27
Lowndes	816	22	54	11
Madison	2096	50	167	23
Marion	516	16	15	2
Marshall	456	5	12	1
Monroe	599	47	124	38
Montgomery	250	3	0	0
Neshoba	1149	82	107	34
Newton	475	10	7	1
Noxubee	370	10	16	3
Oktibbeha	981	31	135	19
Panola	747	9	3	1
Pearl River	431	34	53	14
Perry	179	7	0	0
Pike	730	28	62	13
Pontotoc	617	6	3	1
Prentiss	255	6	24	3
Quitman	172	1	0	0
Rankin	1856	23	85	8
Scott	932	16	15	3
Sharkey	103	1	2	1
Simpson	626	13	7	3
Total	52,957	1,501	3,398	688

Smith County	350	12	53	8
	Total Cases	Total Deaths	Total LTC Facility Cases	Total LTC Facility Deaths
Stone	129	2	2	1
Sunflower	797	14	10	1
Tallahatchie	349	6	7	2
Tate	565	19	29	11
Tippah	240	11	0	0
Tishomingo	230	3	2	0
Tunica	184	4	12	2
Union	410	13	20	8
Walthall	397	15	54	8
Warren	856	24	48	10
Washington	1283	24	38	9
Wayne	693	21	54	8
Webster	171	11	52	10
Wilkinson	154	12	5	2
Winston	483	14	40	10
Yalobusha	279	10	35	7
Yazoo	694	9	21	2
Total	52,957	1,501	3,398	688

Case Classifications

Mississippi investigates and reports both probable and confirmed cases and deaths according to the [CSTE case definition](#).

	Confirmed	Probable	Total
Cases	52,286	671	52,957
Deaths	1,464	37	1,501

Confirmed cases and deaths are generally determined by positive PCR tests, which detect the presence of ongoing coronavirus infection.

Probable cases are those who test positive by other testing methods such as antibody or antigen, and have recent symptoms consistent with COVID-19, indicating a recent infection.

Probable deaths are those individuals with a designation of COVID-19 as a cause of death on the death certificate, but where no confirmatory testing was performed.

Long-Term Care Facility Cases and Outbreaks

Long-term care (LTC) facilities like nursing homes are considered high risk locations because their residents are older or in poor health. Even one case of COVID-19 in these facilities among residents or employees is considered an outbreak. We

investigate residents, staff and close contacts of infected individuals for possible exposure. Residential care facilities also represent group living facilities where COVID-19 can be easily spread.

- ▶ [Mississippi COVID-19 cases and deaths in long-term care facilities](#) PDF
Long-term care facilities include nursing homes, personal care homes, assisted living homes, and intermediate care facilities for individuals with intellectual disability (ICF-IID)
- ▶ [Mississippi COVID-19 cases and deaths in residential care facilities](#) PDF
Residential care facilities include psychiatric or chemical dependency residential treatment centers and long-term acute care facilities.

Active Outbreaks

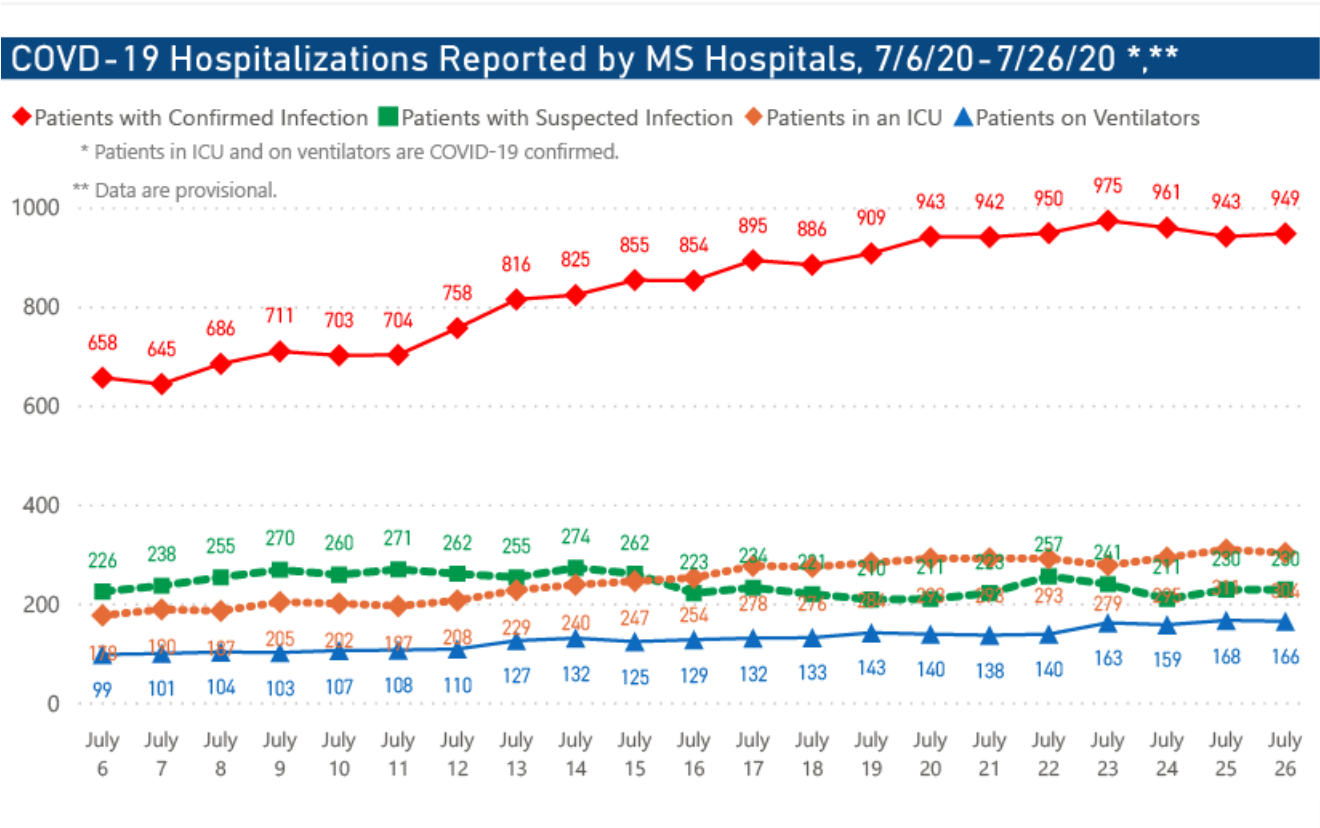
The table of active outbreaks lists all facilities that have reported a current COVID-19 outbreak. Resident and employee totals are for those cases associated with the current outbreak **only**. The reported deaths are those which have occurred only among the cases in the current outbreak.

- ▶ [Mississippi long-term care facilities with active COVID-19 outbreaks](#) PDF
As of July 23, 2020

Mississippi COVID-19 Data Charts and Map

Hospital Usage

- ▶ **NEW:** [Daily hospital capacity reports](#)
- ▶ [View interactive hospitalization chart](#)

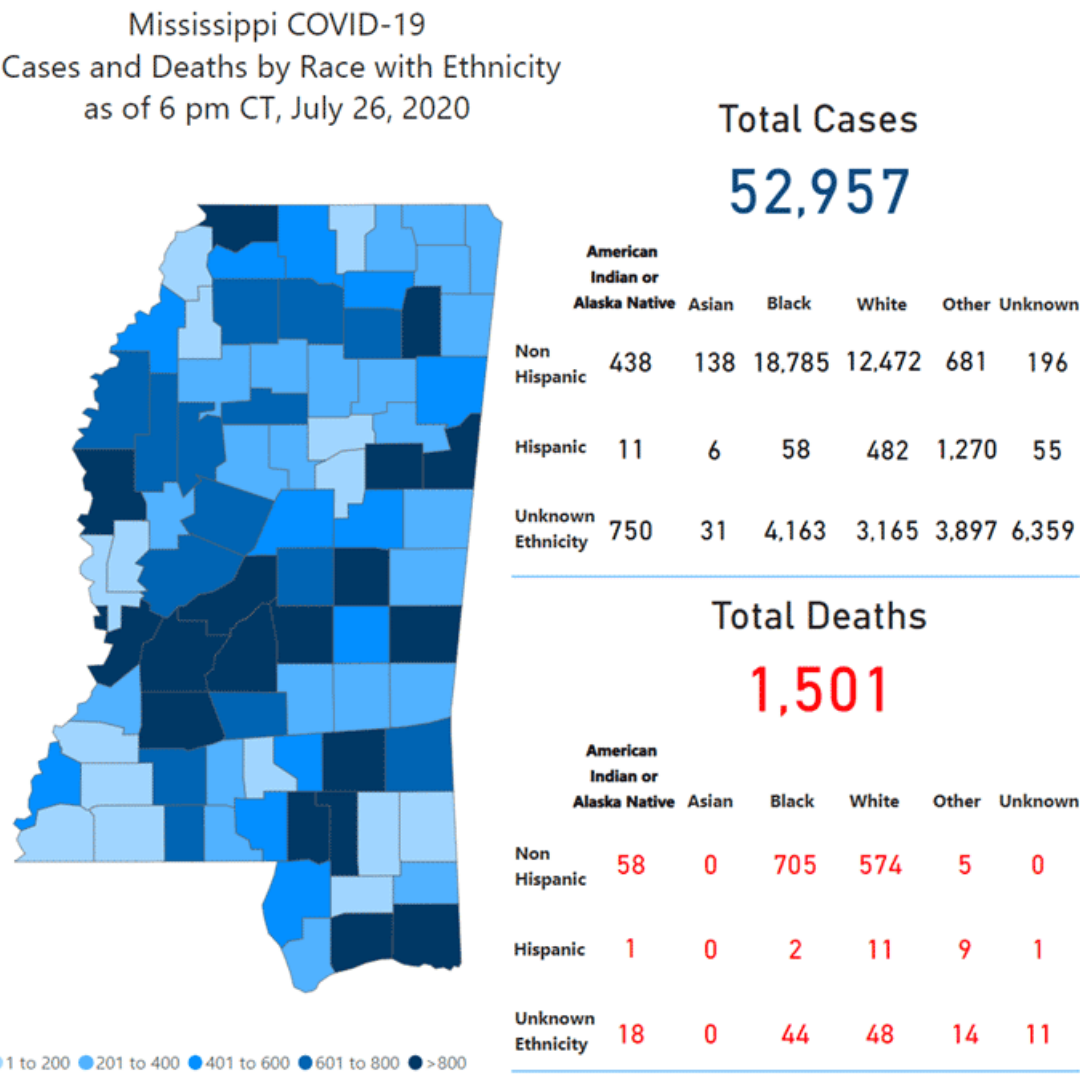


Cases and Deaths Data Charts

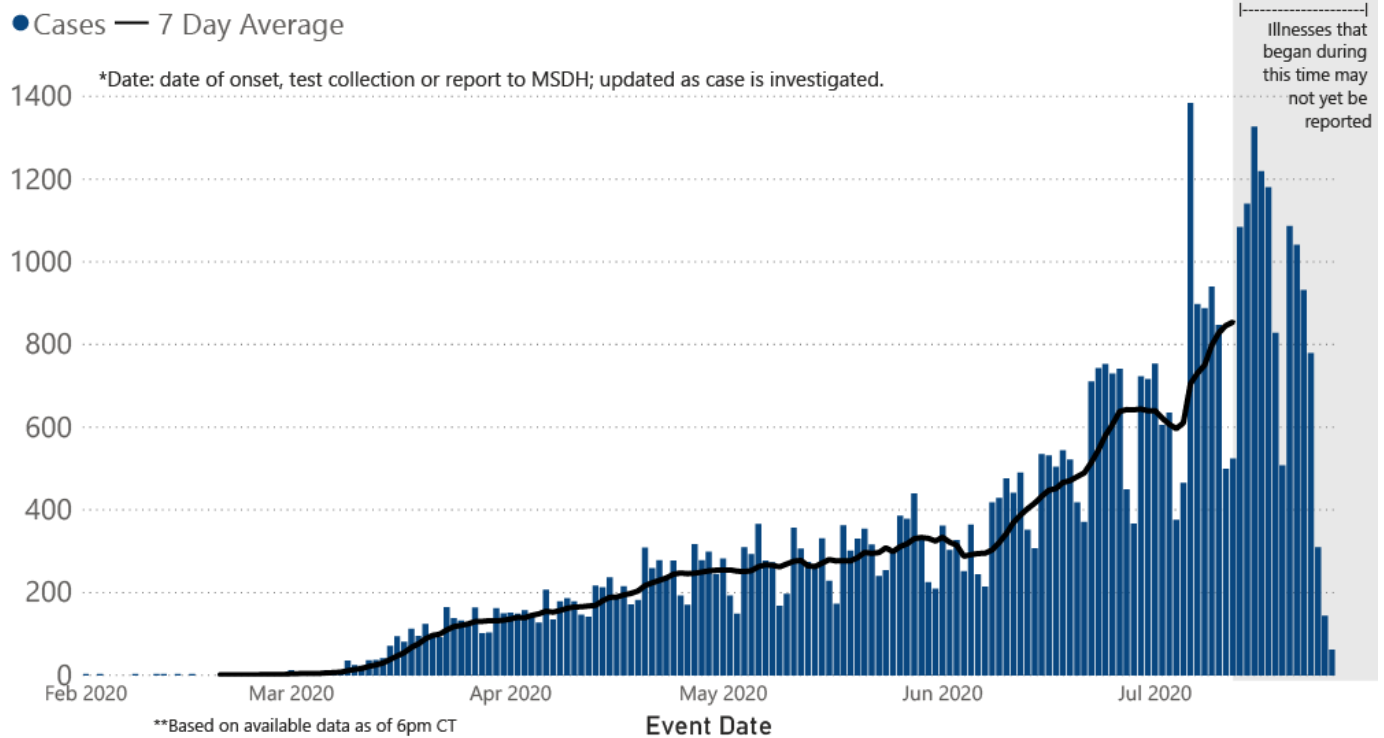
Our state case map and other data charts are also available in interactive form.

- ▶ [View interactive map](#)
- ▶ [View interactive epidemiological trend and syndromic surveillance](#)
- ▶ [View interactive hospitalization chart](#)

The charts below are based on available data at the time of publication. Charts do **not** include cases where insufficient details of the case are known.

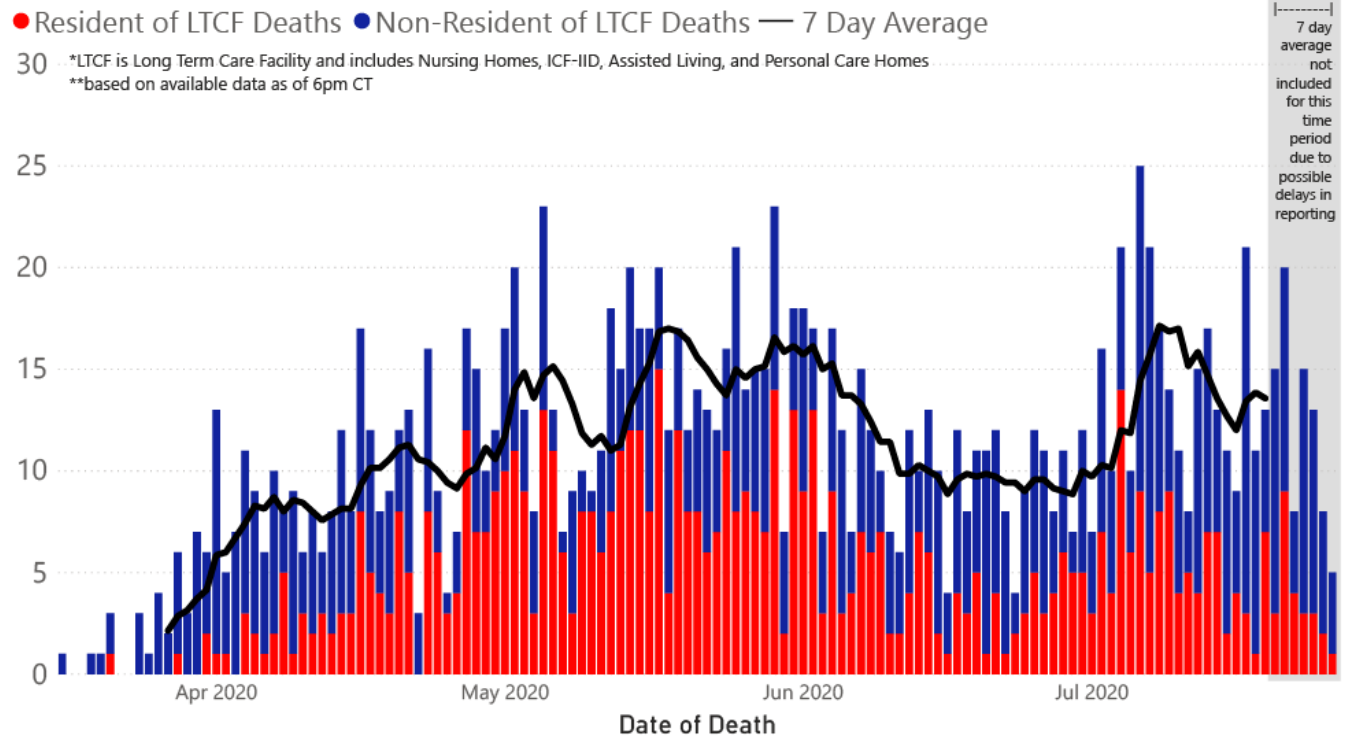


COVID-19 Cases by Date* through July 26, 2020**, Mississippi



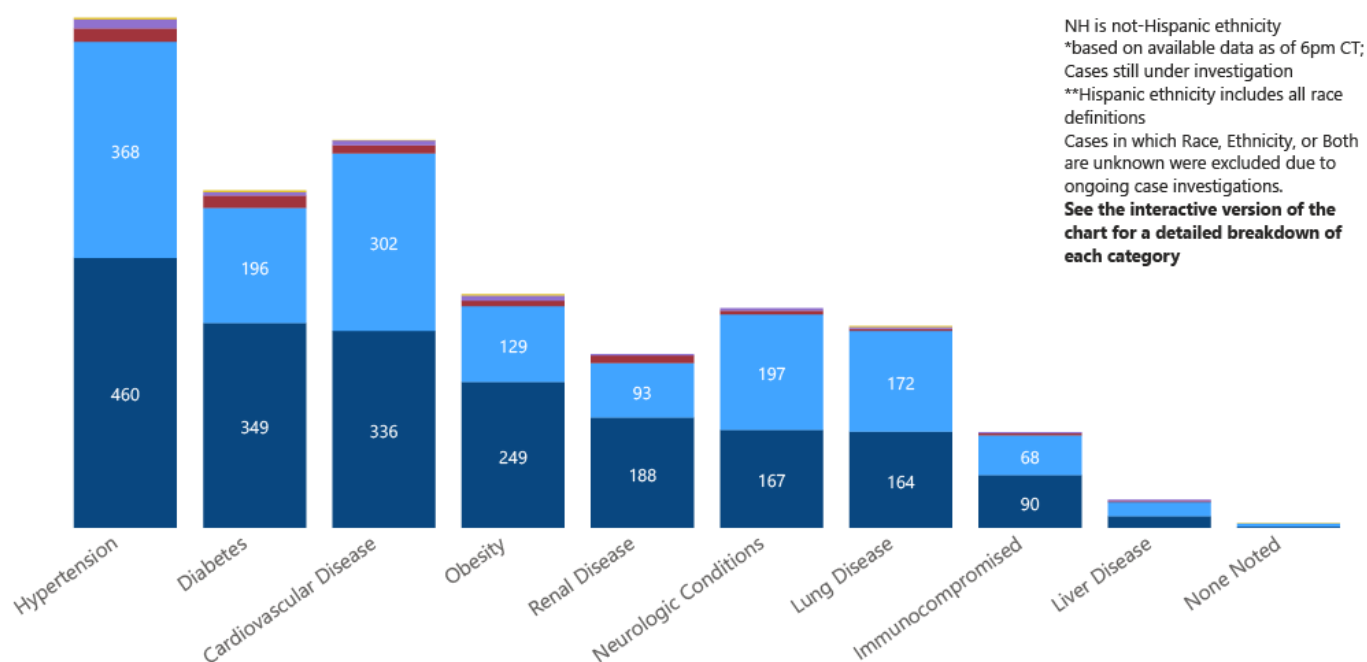
Note: Values up to two weeks in the past on the chart of Cases by Date above can change as we update it with new information from disease investigation.

COVID-19 LTCF* and Non-LTCF Deaths by Date of Death through July 26, 2020**, Mississippi

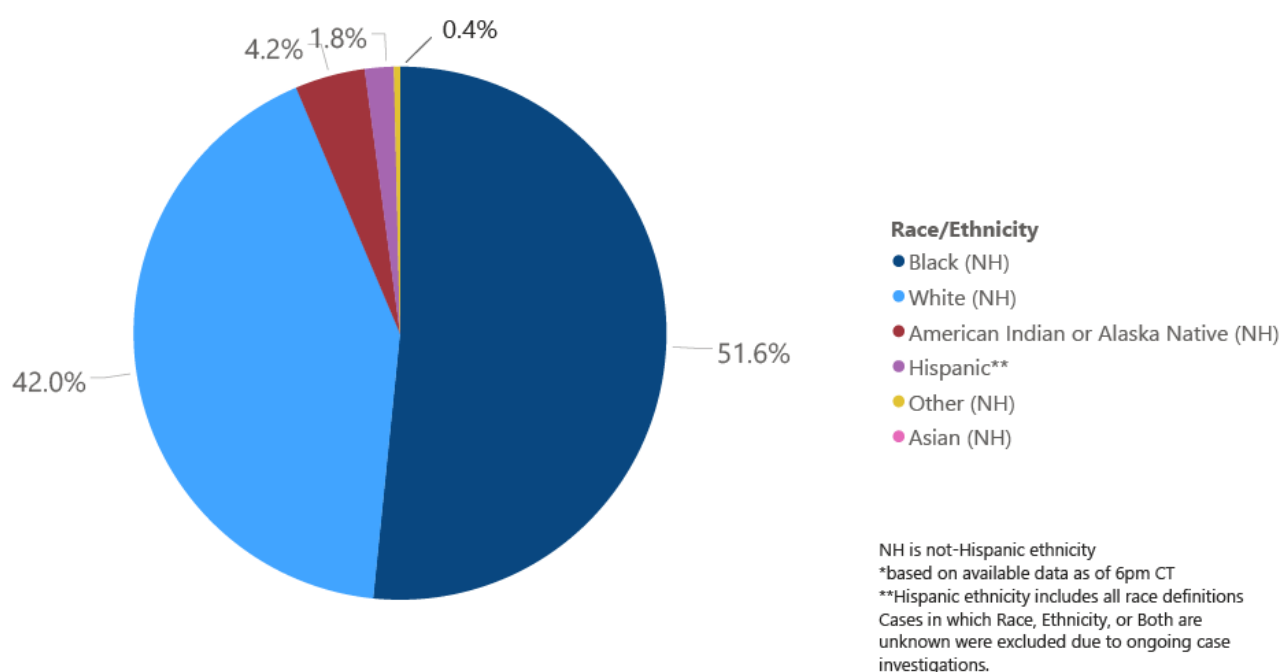


COVID-19 Underlying Conditions in Deaths by Race/Ethnicity through July 26, 2020*, Mississippi

Race/Ethnicity ● Black (NH) ● White (NH) ● American Indian or Alaska Native (NH) ● Hispanic** ● Other (NH) ● Asian (NH)

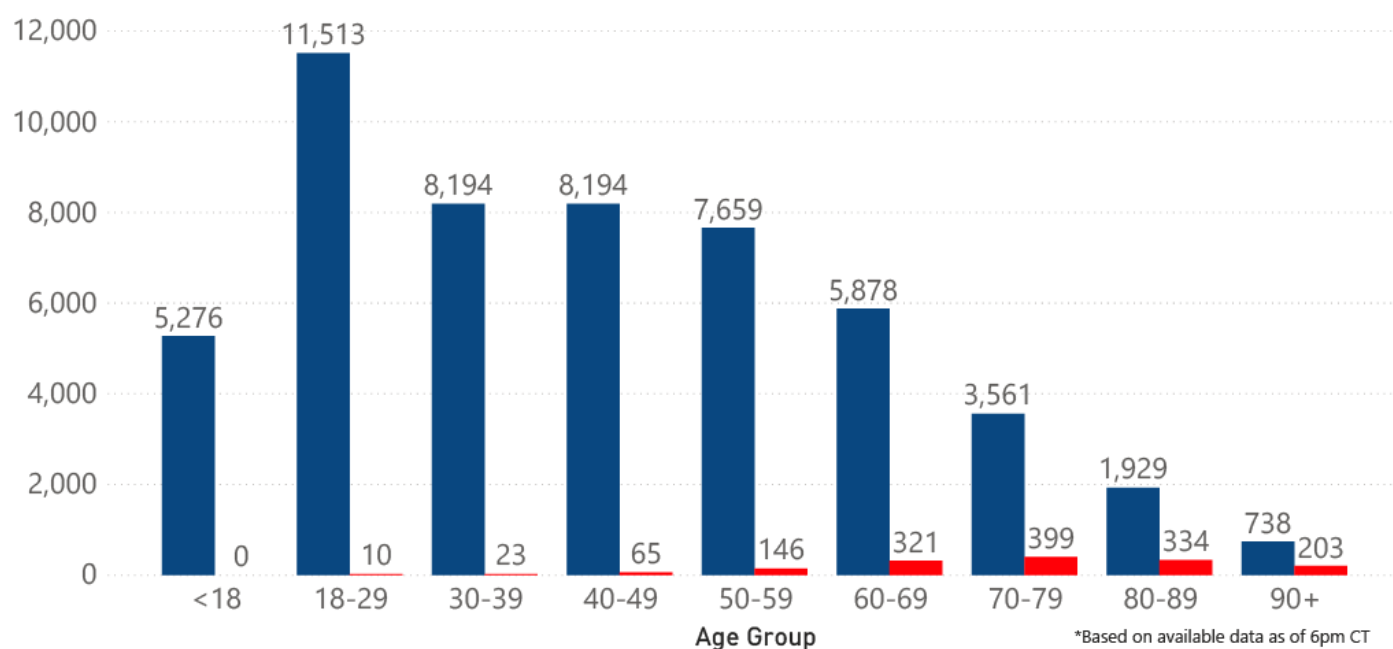


COVID-19 Deaths by Race/Ethnicity through July 26, 2020*, Mississippi

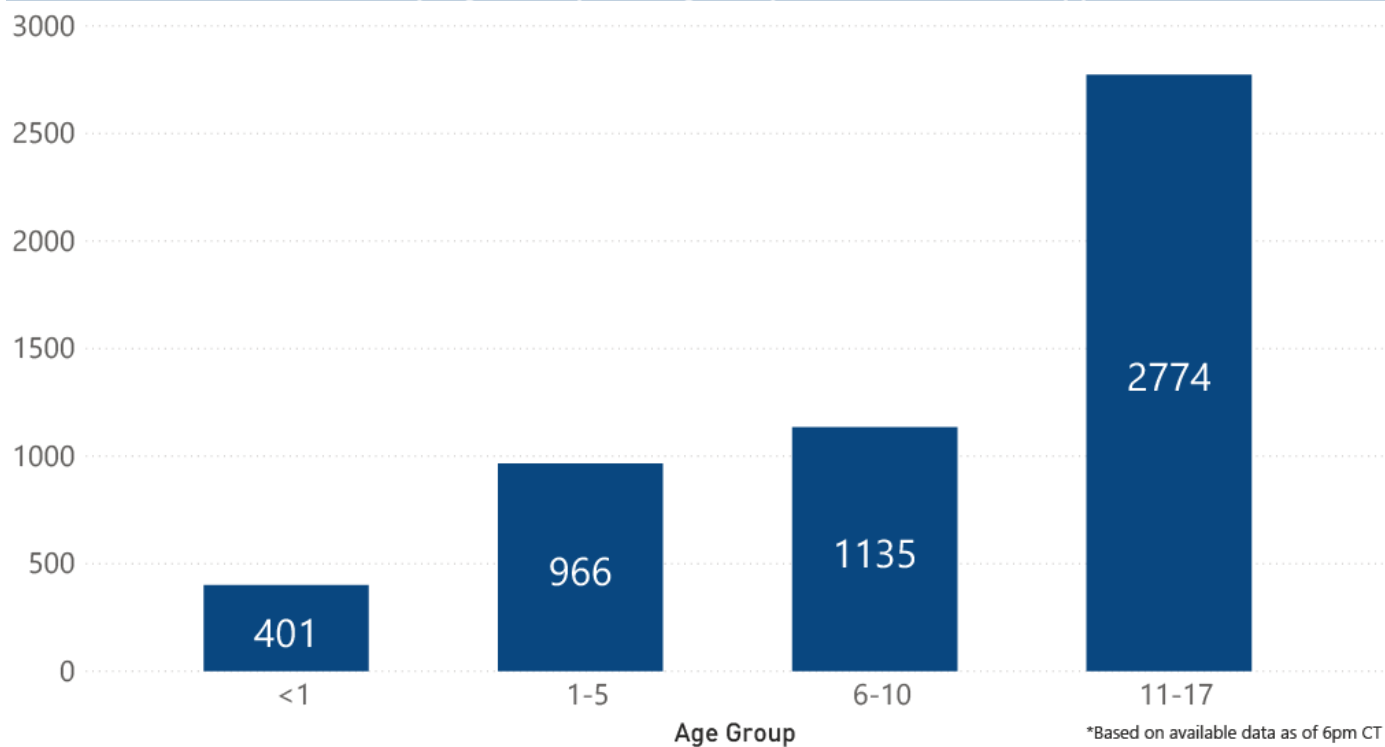


COVID-19 Cases and Deaths by Age Group through July 26, 2020*, Mississippi

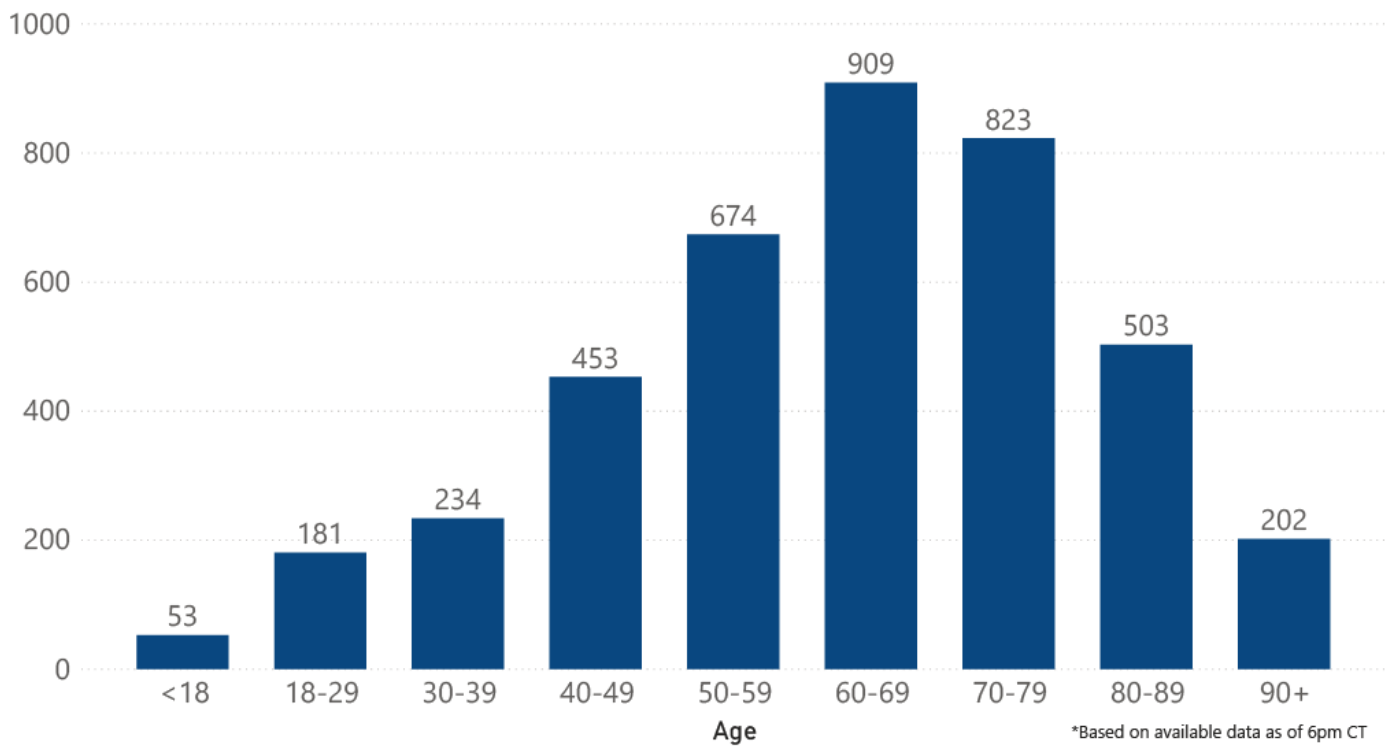
● Cases ● Deaths



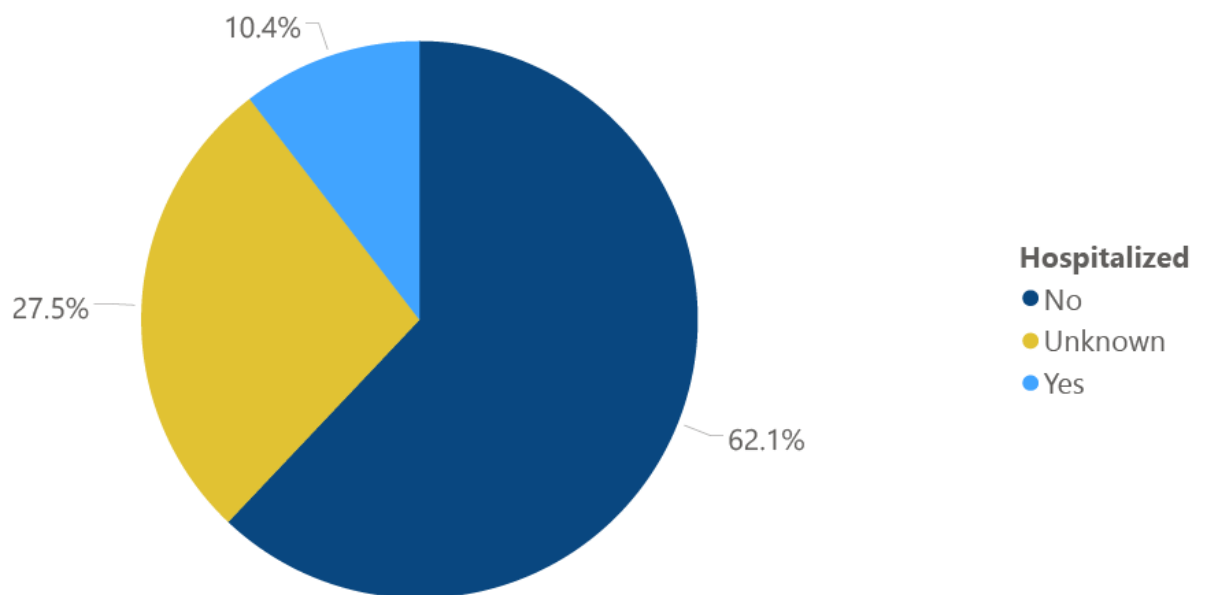
COVID-19 Pediatric Cases by Age Group through July 26, 2020*, Mississippi



COVID-19 Hospitalized Cases by Age through July 26, 2020*, Mississippi



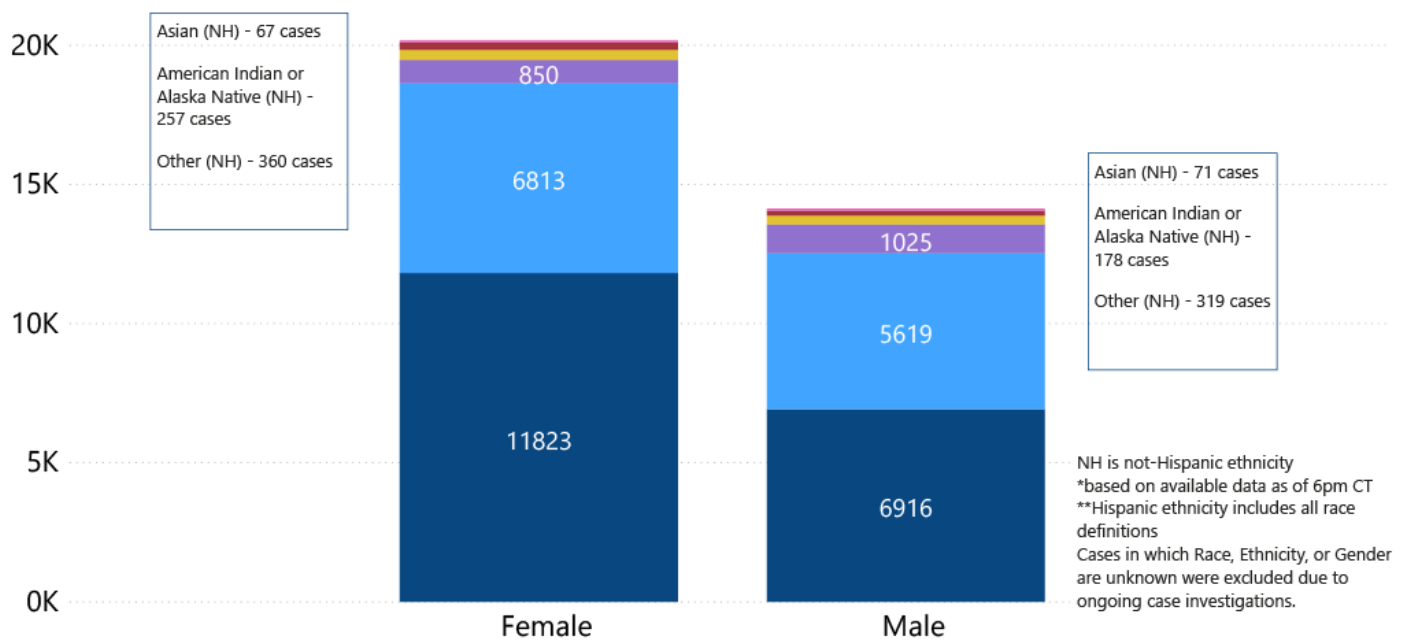
COVID-19 Cumulative Hospitalizations-Investigated Cases July 26, 2020 *



* N=38,624; 14,333 cases excluded due to ongoing investigations, based on available data as of 6 pm CT

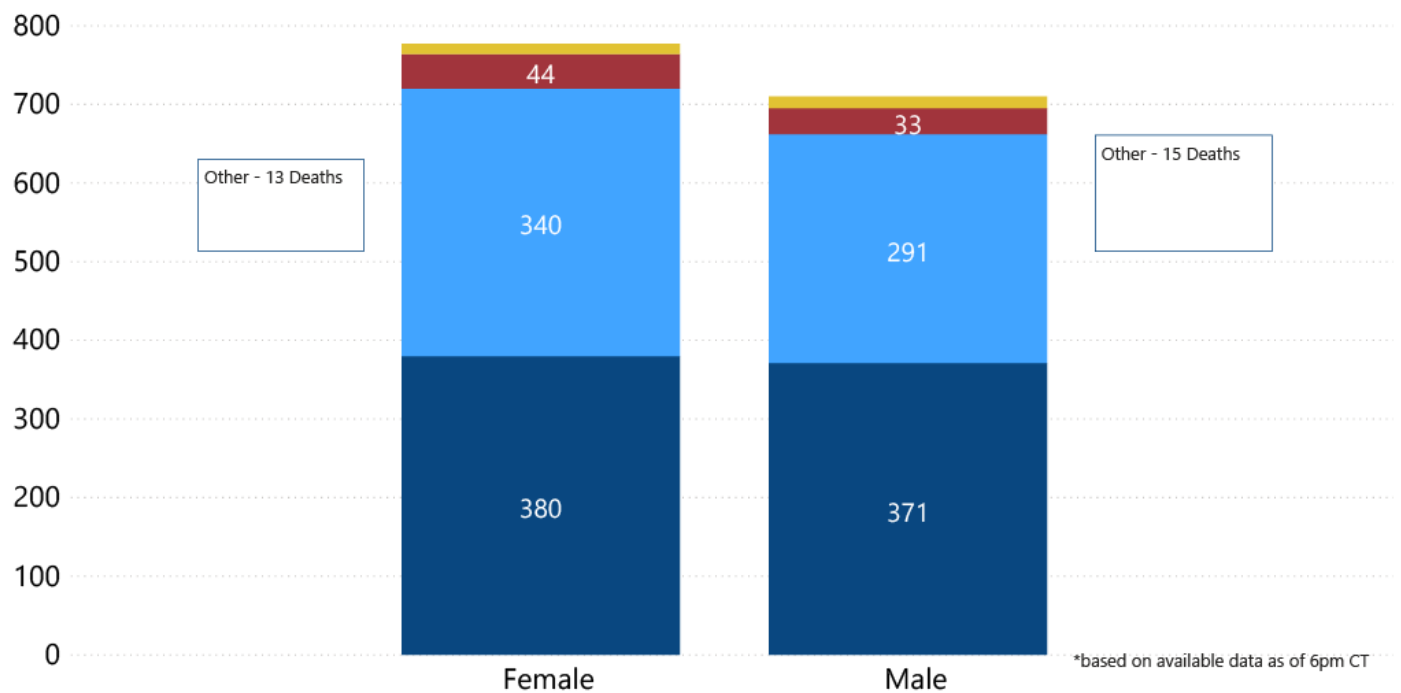
COVID-19 Cases by Race/Ethnicity and Gender through July 26, 2020*, Mississippi

Race/Ethnicity ● Black (NH) ● White (NH) ● Hispanic** ● Other (NH) ● American Indian or Alaska Native (NH) ● Asian (NH)

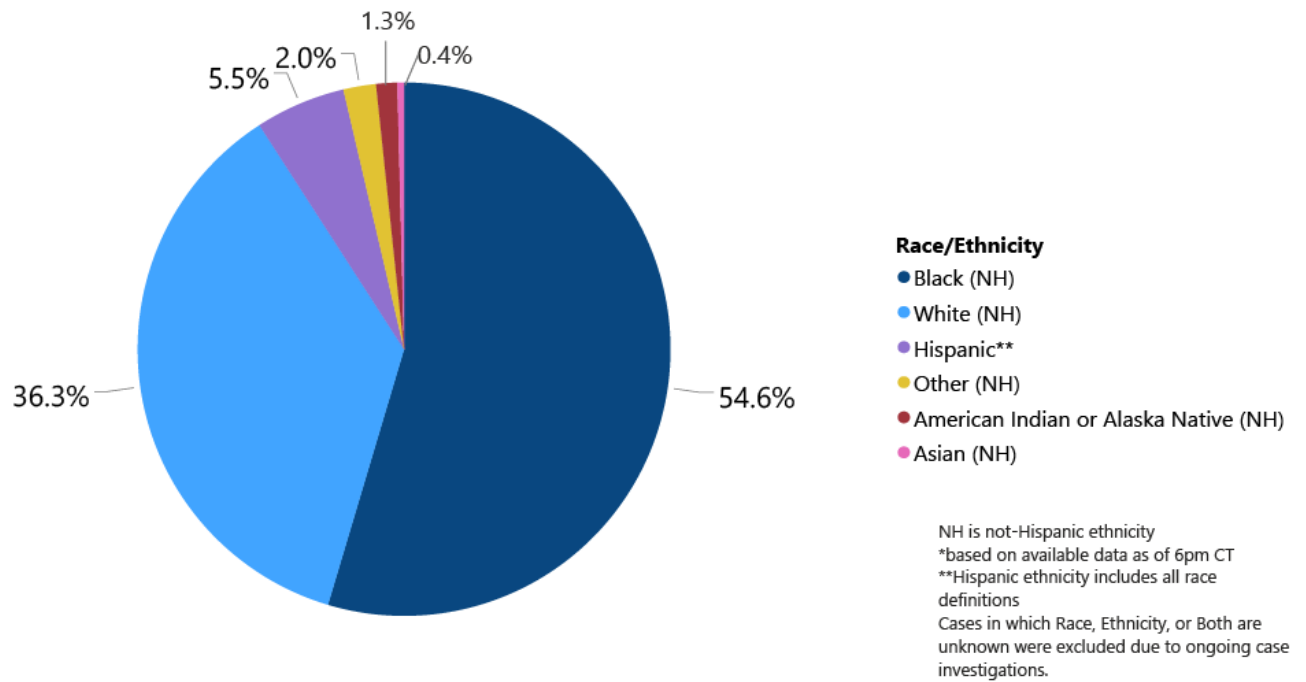


COVID-19 Deaths by Race and Gender through July 26, 2020*, Mississippi

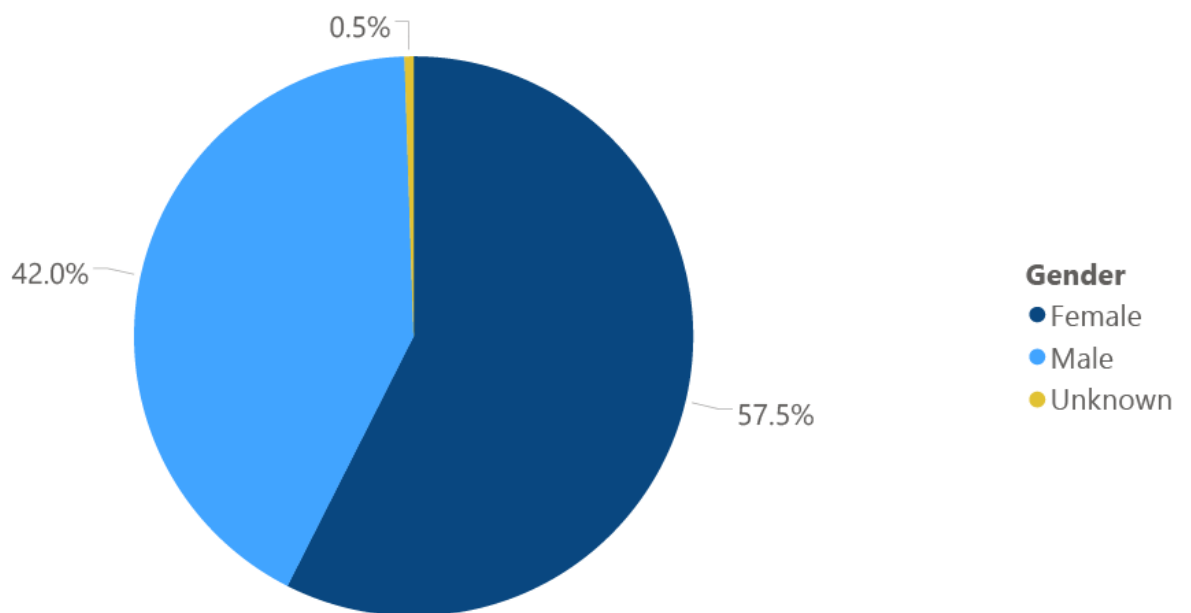
Race ● Black ● White ● American Indian or Alaska Native ● Other ● Asian



COVID-19 Cases by Race/Ethnicity through July 26, 2020*, Mississippi



COVID-19 Cases by Gender through July 26, 2020*, Mississippi



*Based on available data as of 6pm CT

Weekly High Case and High Incidence Counties

These weekly tables count cases based on the date of testing, not the date the test result was reported, and count only those cases where the date of testing is known.

They rank counties by weekly cases, and by incidence (cases proportional to population). A separate table ranking all counties is also available. **All tables updated weekly.**

COVID-19 High Case MS Counties Over 1 Week Period (July 20-July 26, 2020*)

County	Cases (July 20-July 26)	Cases per 100,000 (July 20-July 26)	Cases to Date	Cases per 100,000 Total	Percent Change
HINDS	407	175.6	4624	1994.5	10%
RANKIN	176	113.4	1856	1195.3	10%
MADISON	157	147.7	2096	1972.3	8%
LEE	147	172.1	1020	1193.9	17%
DESOTO	136	73.5	2844	1537.8	5%
FORREST	126	168.2	1428	1906.6	10%
HARRISON	124	59.6	1824	876.6	7%
OKTIBBEHA	114	229.9	981	1978.3	13%
JONES	110	161.5	1591	2336.3	7%
PANOLA	93	272.0	747	2184.7	14%
LAMAR	92	145.2	972	1534.5	10%
BOLIVAR	90	293.8	766	2501.0	13%

*based on available data as of 6pm CT
 Cases based on test date. Cases without test date excluded due to ongoing investigations.
 Table will be updated weekly.

COVID-19 High Incidence MS Counties Over 1 Week Period (July 20-July 26, 2020*)

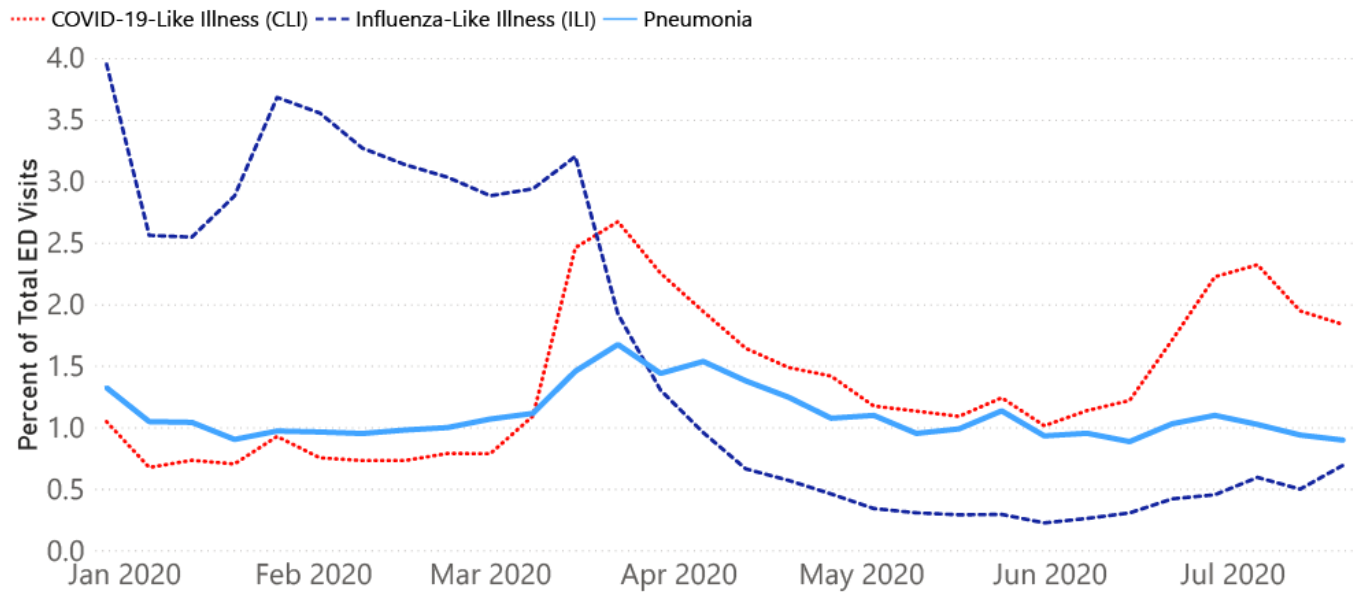
County	Cases (July 20-July 26)	Cases per 100,000 (July 20-July 26)	Cases to Date	Cases per 100,000 Total	Percent Change
QUITMAN	25	368.1	172	2532.4	17%
HOLMES	55	323.3	772	4538.5	8%
BOLIVAR	90	293.8	766	2501.0	13%
PERRY	35	292.3	179	1495.0	24%
COVINGTON	54	289.8	540	2897.6	11%
LAWRENCE	36	286.0	273	2169.1	15%
PANOLA	93	272.0	747	2184.7	14%
TISHOMINGO	52	268.3	230	1186.6	29%
COAHOMA	57	257.6	547	2472.4	12%
GREENE	33	242.9	200	1472.1	20%
MARION	57	232.0	516	2099.9	12%
SHARKEY	10	231.4	103	2383.7	11%

*based on available data as of 6pm CT
 Cases based on test date. Cases without test date excluded due to ongoing investigations.
 Table will be updated weekly.

Syndromic Surveillance

Emergency department visits by those with symptoms characteristic of COVID-19, influenza and pneumonia, updated weekly.

Percentage of Emergency Department and Clinic visits for CLI, ILI, and Pneumonia Cases Weekly Statewide Summary, December 29, 2019 - July 19, 2020



*The graph represents syndromic surveillance data from emergency department visits, reported electronically by hospitals throughout the state, that are consistent with COVID-19-Like Illness (CLI), Influenza-Like Illness (ILI), and Pneumonia. Based on available data as of 6pm CT. Graph will be updated weekly.

Estimated Recoveries

Presumed COVID-19 cases recovered, estimated weekly (does not include cases still under investigation).

COVID-19 Presumed Recovered Cases through July 26, 2020, Mississippi

35,071

Presumed Recovered*

*Reflects Provisional Estimates. Presumed Recovered if:

- 1) It has been 14 days or more since the case tested positive, if they were not hospitalized
- 2) It has been 21 days or more since the case tested positive, if they were hospitalized or hospitalization was unknown.

All deaths excluded. Presumed recovered counts will be updated weekly.

U.S. and World Cases

- ▶ [COVID-19 cases in the United States \(CDC\)](#)
- ▶ [U.S. COVID-19 Tracker \(CDC\)](#)
- ▶ [COVID-19 Global Case Map \(Johns Hopkins University\)](#)

COVID-19 Testing

Statewide Combined Testing as of July 26

COVID-19 testing providers around the state include commercial laboratories as well as hospital labs. Combined with testing done by the MSDH Public Health Laboratory, the figures provide a complete picture of all Mississippi testing.

PCR testing detects current, active COVID-19 infection in an individual.

Antibody (serology) testing identifies individuals with past COVID-19 infection based on antibodies they develop one to three weeks after infection.

	Total tests	PCR	Antibody
MSDH Public Health Laboratory	76,453	76,453	0
Other testing providers	366,395	350,473	15,922
Total tests for COVID-19 statewide	442,848	426,926	15,922

MSDH Individuals Tested as of July 26

MSDH Public Health Laboratory (MPHL) testing totals as of 3 p.m. These totals are for tests performed at the MPHL only.

- Total individuals tested by the MPHL: **62,702**
- Total positive individuals from MPHL tests: **6,534**

Getting Tested for COVID-19

The MSDH Public Health Laboratory, its partners, and private providers are testing statewide for COVID-19.

Anyone with symptoms of fever, severe cough or severe chest pains – especially those who are older or in poor health – should make arrangements for testing with their doctor or one of the many healthcare providers now performing testing. Healthcare providers can assess your health history and symptoms, and perform testing for COVID-19 as needed. MSDH is also helping conduct free drive-up testing sites in many parts of the state. **Always call ahead to the testing provider for instructions on safely being examined before you visit for your test.**

- ▶ [Find a COVID-19 testing provider near you](#)

- ▶ [Video: A tour through COVID-19 testing at the MSDH Public Health Lab](#)

Prevention and Guidance for Individuals and the Community

- ▶ [Preventive steps to take, recommendations, guidance and general information on COVID-19](#)

Our free newsletter includes monthly disease updates:



Last reviewed on Mar 5,

2020

[error on this](#)

[email page](#)

[print](#)

Related resources

- ▶ [Local COVID-19 Testing Providers](#)
- ▶ [COVID-19 Guidance and Prevention for Individuals and the Community](#)

Updated July 25, 2020

More topics

- ▶ [\[Espanol, Tieng Viet, ASL \]](#)
- ▶ [COVID-19 Cases and Deaths Data](#)
- ▶ [COVID-19 Hospital Reports](#)
- ▶ [Diagnostic Testing EUA](#)
- ▶ [Handouts and Posters](#)
- ▶ [Healthcare Professionals](#)
- ▶ [Interactive Map and Charts](#)
- ▶ [Prevention and Safety Guidance](#)
- ▶ [Testing for COVID-19](#)

COVID-19



Keep your distance

Stay at least six feet apart from others in large groups.

[MORE PREVENTION TIPS](#)

AGENCY

[About Us](#)

[Administration](#)

[Board of Health](#)

[County Offices](#)

[Institutional Review](#)

[Jobs](#)

[Locations](#)

[Public Health Laboratory](#)

[RFPs/Grants](#)

[More »](#)

[Intranet](#)
[OHIT+ER Service Center](#)
[Webmail](#)

INFORMATION

[Apps](#)
[Calendar of Events](#)
[Contact Us](#)
[Meetings](#)
[Health Resources](#)
[Hotlines](#)
[Locations](#)
[News](#)
[Newsletter](#)
[Phone Numbers](#)
[Español](#)

I NEED A ...

[Birth Certificate](#)
[Certificate of Need](#)
[Children's Health Insurance](#)
[Complaint Form](#)
[Criminal History Check](#)
[Death Certificate](#)
[Divorce Record](#)
[Food Permit](#)
[Immunization Record](#)
[J-1 Visa](#)
[License Verification](#)
[Marriage Record](#)
[Professional License](#)
[Public Records Request](#)
[Wastewater Application](#)

PUBLICATIONS

[Annual Report](#)
[CON Weekly Reports](#)
[Health Facilities Directory](#)
[Mississippi Morbidity Reports](#)
[Public Health Report](#)
[State Health Plan](#)
[Strategic Plan](#)

[More »](#)

