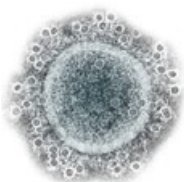


## Coronavirus Disease 2019 (COVID-19)

Updated August 4, 2020



The national Centers for Disease Control and Prevention (CDC) and the Mississippi State Department of Health continue to closely monitor the outbreak of respiratory illnesses caused by the novel (new) coronavirus COVID-19, and are working to limit the spread of cases nationally and in Mississippi. MSDH is actively working with doctors and hospitals to quickly identify cases and respond effectively to limit this outbreak.



**If you have tested positive for COVID-19 or been in contact with someone who has COVID-19** then isolation or quarantine is important to protect others.

► [What you should do](#)

If you are awaiting results of **routine testing** not related to exposure, you may [return to work](#) and follow the safety guidance of your employer.

**Mask and social distancing requirements for eight new counties:** Thirty-seven counties have now been ordered by the Governor to observe stricter limits on gathering sizes, social distance in businesses, and other safety measures to control the high local rates of COVID-19. [Full details »](#)

**A Simple Guide to Executive Orders:** A handy summary of COVID-19 Executive Orders from the Governor, organized by who and what they apply to (Updated July 27). [View the guide »](#)

**Report a restaurant not following COVID-19 safety orders :** E-mail the details to [food@msdh.ms.gov](mailto:food@msdh.ms.gov)

## Healthcare Professionals

Guidance and more →

- [MSDH guidance](#)
- [Specimens](#)
- [Lab dropoff](#)
- [CDC guidance](#)
- [MS-HAN Alerts](#)

[ALL HEALTHCARE](#)

## Current Cases and Statistics

County and state data →

- ▶ [Current cases and deaths](#)
- ▶ [County data summaries](#)
- ▶ [Data charts and map](#)
- ▶ [Long-term care facilities](#)
- ▶ [Lab testing](#)
- ▶ [Recoveries](#)

[ALL STATISTICS](#)

## Prevention, Safety and Testing

Personal and community →

- ▶ [Personal protection](#)
- ▶ [Business and community](#)
- ▶ [Gatherings and events](#)
- ▶ [State agencies](#)
- ▶ [Find COVID-19 testing](#)
- ▶ [After you get tested](#)

[ALL PREVENTION](#)

Mississippi Coronavirus Hotline (7 days a week, 7 a.m.–7 p.m.): **877-978-6453**

Hard of hearing? Dial 711 for assistance.

## General Information

- ▶ [Overview, questions and answers, handouts, and information in other languages](#)

## COVID-19 in Mississippi

### New Cases and Deaths as of August 3

**NEW CASES**

**1,074**

New COVID-19 positive test results reported to MSDH as of 6 p.m. yesterday.

## NEW DEATHS

42

New COVID-19 related deaths reported to MSDH as of 6 p.m. yesterday.

County	Total
Amite	1
Calhoun	1
Copiah	2
Covington	1
Grenada	1
Harrison	1
Hinds	4
Holmes	1
Jackson	4
Jasper	1
Lafayette	1
Lamar	1
Leflore	1
Lincoln	1
Madison	4
Marion	1
Noxubee	1
Oktibbeha	1
Pearl River	1
Rankin	2
Scott	2
Simpson	1
Sunflower	1
Tate	1
Union	1
Warren	3
Washington	1
Wilkinson	1

## LTC OUTBREAKS

172

Current outbreaks in long-term care facilities only. (One or more cases among staff or residents counts as an outbreak.)

**About our case counts:** We currently update our case totals each day based on test results from the previous day. Outside laboratories also report positive test results to us, which are included in our totals. Repeated tests for the same individual are counted only once. County case numbers and deaths may change as investigation finds new or additional information.

## County COVID-19 Data

### Race and Ethnicity

- [Total COVID-19 cases and deaths by county, race and ethnicity](#) PDF  
Current and past data tables, updated daily

### Trends and Data for Individual Counties

- [Weekly COVID-19 summaries for each Mississippi county](#)

### High Cases and Incidence

- [Mississippi counties ranked by weekly cases and incidence](#)

### Cumulative Cases and Deaths by County

Totals of all reported COVID-19 cases for 2020, including those in long-term care (LTC) facilities.

**The numbers in this table are provisional.** County case numbers and deaths may change as investigation finds new or additional information. The data provided below is the most current available.

County	Total Cases	Total Deaths	Total LTC Facility Cases	Total LTC Facility Deaths
<a href="#">Adams</a>	587	25	45	12
<a href="#">Alcorn</a>	363	4	1	1
<a href="#">Amite</a>	211	6	13	2
<a href="#">Attala</a>	502	24	89	20
<a href="#">Benton</a>	130	0	1	0
<a href="#">Bolivar</a>	987	32	48	9
<a href="#">Calhoun</a>	381	9	23	4
<a href="#">Carroll</a>	248	11	45	9
<a href="#">Chickasaw</a>	443	19	35	11
<a href="#">Choctaw</a>	129	4	0	0
<a href="#">Claiborne</a>	401	13	43	9
<a href="#">Clarke</a>	310	25	19	9
<a href="#">Clay</a>	374	13	2	1
<b>Total</b>	<b>62,199</b>	<b>1,753</b>	<b>3,709</b>	<b>782</b>

County	Total Cases	Total Deaths	Total LTC Facility Cases	Total LTC Facility Deaths
Coahoma	677	10	4	2
Copiah	924	26	30	4
Covington	601	12	4	1
De Soto	3387	27	42	6
Forrest	1653	53	101	31
Franklin	117	2	3	1
George	549	5	1	0
Greene	232	11	35	6
Grenada	816	21	74	12
Hancock	344	14	8	4
Harrison	2228	33	130	14
Hinds	5329	110	252	48
Holmes	851	48	97	20
Humphreys	274	11	19	6
Issaquena	21	1	0	0
Itawamba	317	10	34	7
Jackson	2063	38	68	7
Jasper	385	9	1	0
Jefferson	193	6	6	1
Jefferson Davis	214	6	3	1
Jones	1804	57	168	35
Kemper	227	15	38	9
Lafayette	885	12	81	9
Lamar	1146	13	3	2
Lauderdale	1354	88	205	56
Lawrence	315	5	14	0
Leake	771	25	4	0
Lee	1274	30	67	15
Leflore	866	60	184	42
Lincoln	756	41	116	27
Lowndes	999	32	68	18
Madison	2324	60	180	31
Marion	625	19	15	2
Total	62,199	1,753	3,709	782

County	Total Cases	Total Deaths	Total LTC Facility Cases	Total LTC Facility Deaths
--------	-------------	--------------	--------------------------	---------------------------

Marshall	585	8	12	1
Monroe	716	50	126	41
Montgomery	297	3	0	0
Neshoba	1232	88	107	35
Newton	526	11	8	1
Noxubee	426	11	16	3
Oktibbeha	1060	36	175	24
Panola	936	11	5	1
Pearl River	496	37	56	15
Perry	226	7	0	0
Pike	846	32	72	15
Pontotoc	752	7	4	1
Prentiss	351	6	24	3
Quitman	233	1	0	0
Rankin	2168	30	87	10
Scott	962	19	15	3
Sharkey	183	1	6	1
Simpson	723	28	27	13
Smith	385	13	54	8
Stone	159	3	3	1
Sunflower	926	23	11	2
Tallahatchie	496	10	7	2
Tate	665	24	34	11
Tippah	316	12	0	0
Tishomingo	339	4	2	0
Tunica	292	6	12	2
Union	538	14	20	8
Walthall	463	18	63	9
Warren	976	30	87	13
Washington	1524	33	44	11
Wayne	736	21	57	10
Webster	201	12	52	11
Total	62,199	1,753	3,709	782

County	Total Cases	Total Deaths	Total LTC Facility Cases	Total LTC Facility Deaths
Wilkinson	188	13	8	3
Winston	584	15	40	11
Yalobusha	313	10	35	7
Yazoo	793	11	21	2
<b>Total</b>	<b>62,199</b>	<b>1,753</b>	<b>3,709</b>	<b>782</b>

## Case Classifications

Mississippi investigates and reports both probable and confirmed cases and deaths according to the [CSTE case definition](#).

	Confirmed	Probable	Total
Cases	61,186	1,013	<b>62,199</b>
Deaths	1,705	48	<b>1,753</b>

Confirmed cases and deaths are generally determined by positive PCR tests, which detect the presence of ongoing coronavirus infection.

Probable cases are those who test positive by other testing methods such as antibody or antigen, and have recent symptoms consistent with COVID-19, indicating a recent infection.

Probable deaths are those individuals with a designation of COVID-19 as a cause of death on the death certificate, but where no confirmatory testing was performed.

## Long-Term Care Facility Cases and Outbreaks

Long-term care (LTC) facilities like nursing homes are considered high risk locations because their residents are older or in poor health. Even one case of COVID-19 in these facilities among residents or employees is considered an outbreak. We investigate residents, staff and close contacts of infected individuals for possible exposure. Residential care facilities also represent group living facilities where COVID-19 can be easily spread.

### ► [Mississippi COVID-19 cases and deaths in long-term care facilities](#) PDF

Long-term care facilities include nursing homes, personal care homes, assisted living homes, and intermediate care facilities for individuals with intellectual disability (ICF-IID)

### ► [Mississippi COVID-19 cases and deaths in residential care facilities](#) PDF

Residential care facilities include psychiatric or chemical dependency residential treatment centers and long-term acute care facilities.

## Active Outbreaks

The table of active outbreaks lists all facilities that have reported a current COVID-19 outbreak. Resident and employee totals are for those cases associated with the current outbreak **only**. The reported deaths are those which have occurred only among the cases in the current outbreak.

### ► [Mississippi long-term care facilities with active COVID-19 outbreaks](#) PDF

As of July 31, 2020

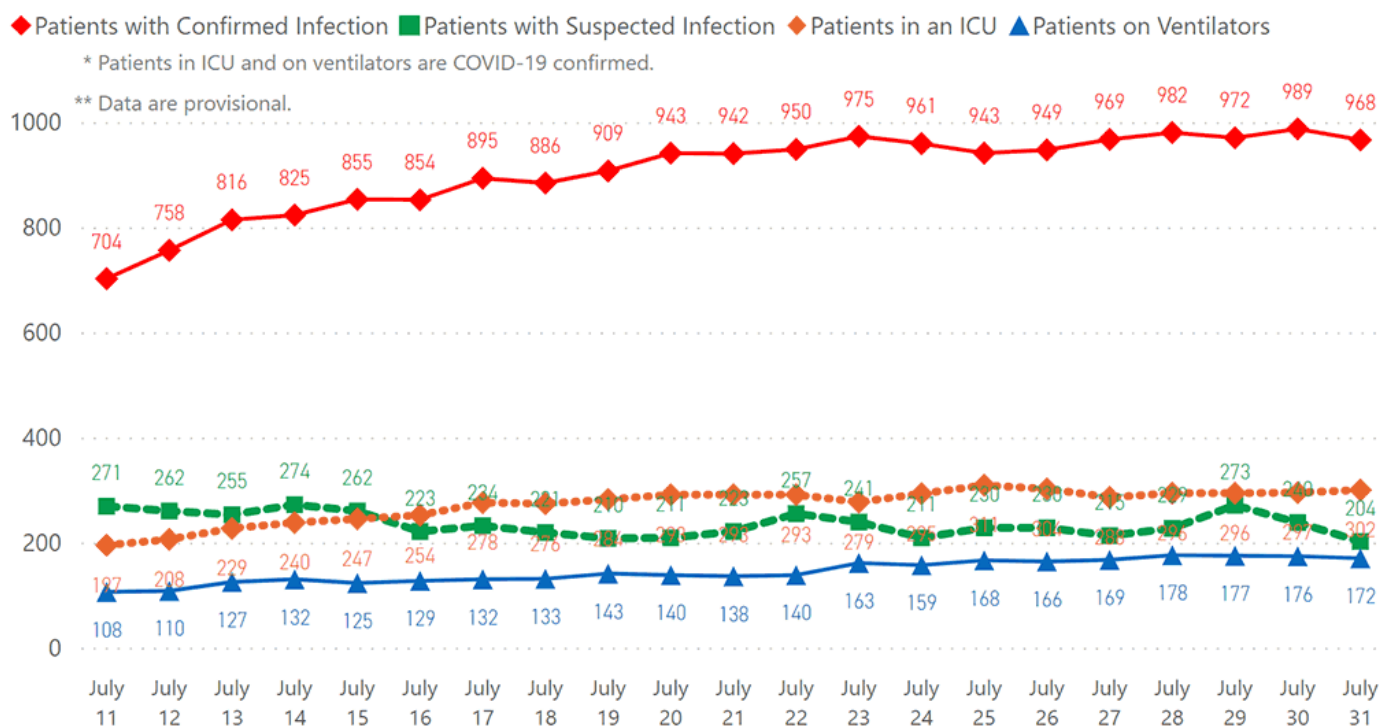
# Mississippi COVID-19 Data Charts and Map

## Hospital Usage

**NOTE:** The latest hospitalizations chart will be published later today.

- [Daily hospital capacity reports](#)
- [View interactive hospitalization chart](#)

### COVID-19 Hospitalizations Reported by MS Hospitals, 7/11/20-7/31/20 \*,\*\*



## Cases and Deaths Data Charts

Our state case map and other data charts are also available in interactive form.

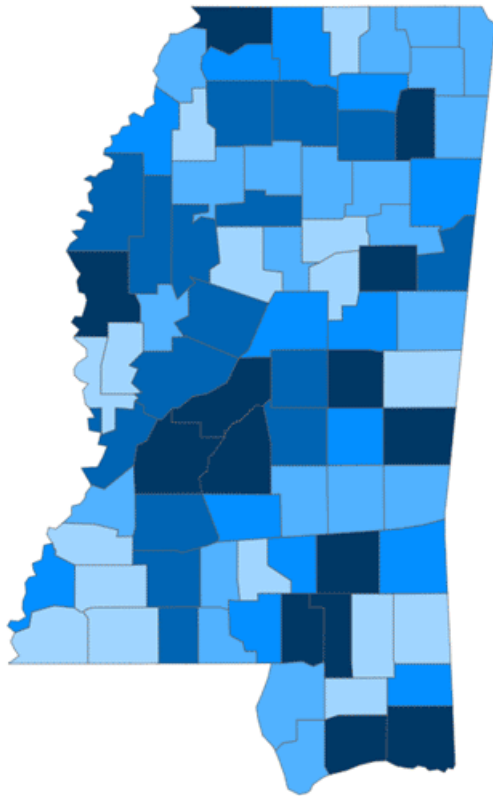
- [View interactive map](#)
- [View interactive epidemiological trend and syndromic surveillance](#)
- [View interactive hospitalization chart](#)

The charts below are based on available data at the time of publication. Charts do **not** include cases where insufficient details of the case are known.



Mississippi COVID-19  
Cases and Deaths by Race with Ethnicity  
as of 6 pm CT, August 3, 2020

Total Cases  
**62,199**



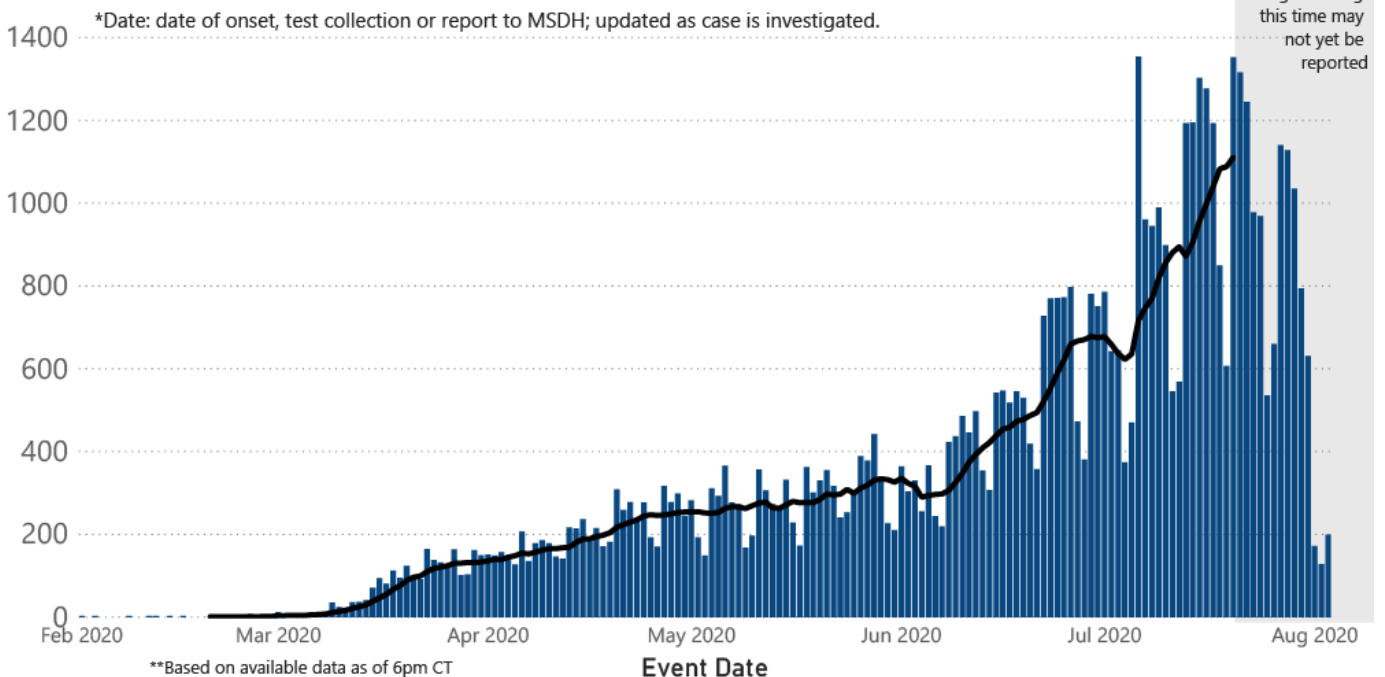
	American Indian or Alaska Native	Asian	Black	White	Other	Unknown
Non Hispanic	444	157	21,165	15,020	722	240
Hispanic	12	8	72	548	1,372	71
Unknown Ethnicity	762	40	5,239	3,986	4,255	8,086

Total Deaths  
**1,753**

	American Indian or Alaska Native	Asian	Black	White	Other	Unknown
Non Hispanic	59	0	798	673	9	0
Hispanic	1	0	2	12	10	1
Unknown Ethnicity	18	1	68	64	15	22

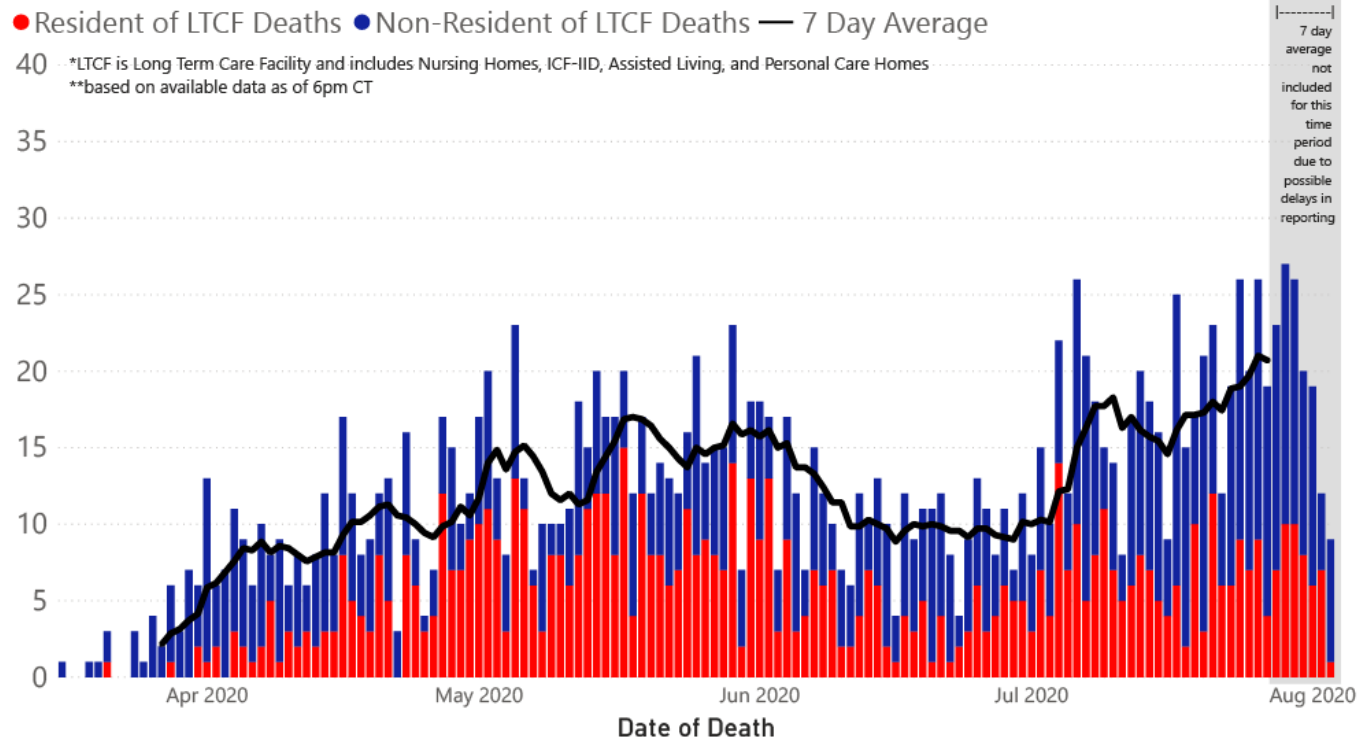
COVID-19 Cases by Date\* through August 3, 2020\*\*, Mississippi

● Cases — 7 Day Average



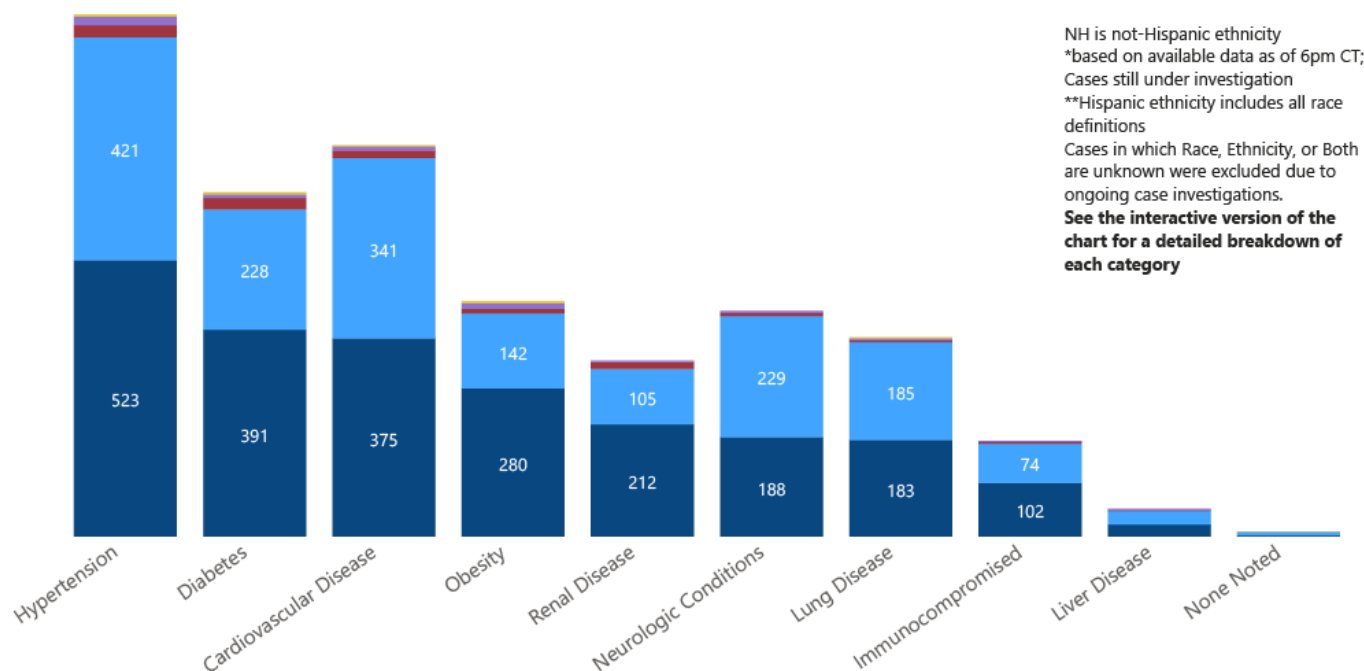
**Note:** Values up to two weeks in the past on the chart of Cases by Date above can change as we update it with new information from disease investigation.

## COVID-19 LTCF\* and Non-LTCF Deaths by Date of Death through August 3, 2020\*\*, Mississippi

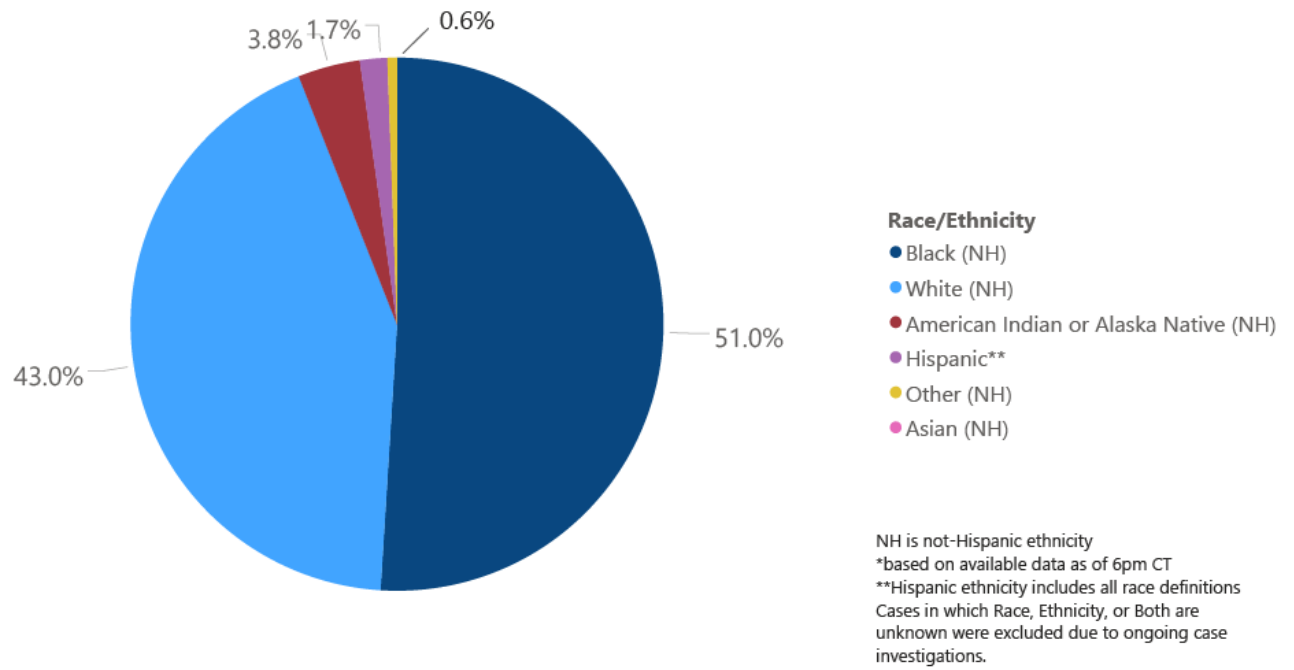


## COVID-19 Underlying Conditions in Deaths by Race/Ethnicity through August 3, 2020\*, Mississippi

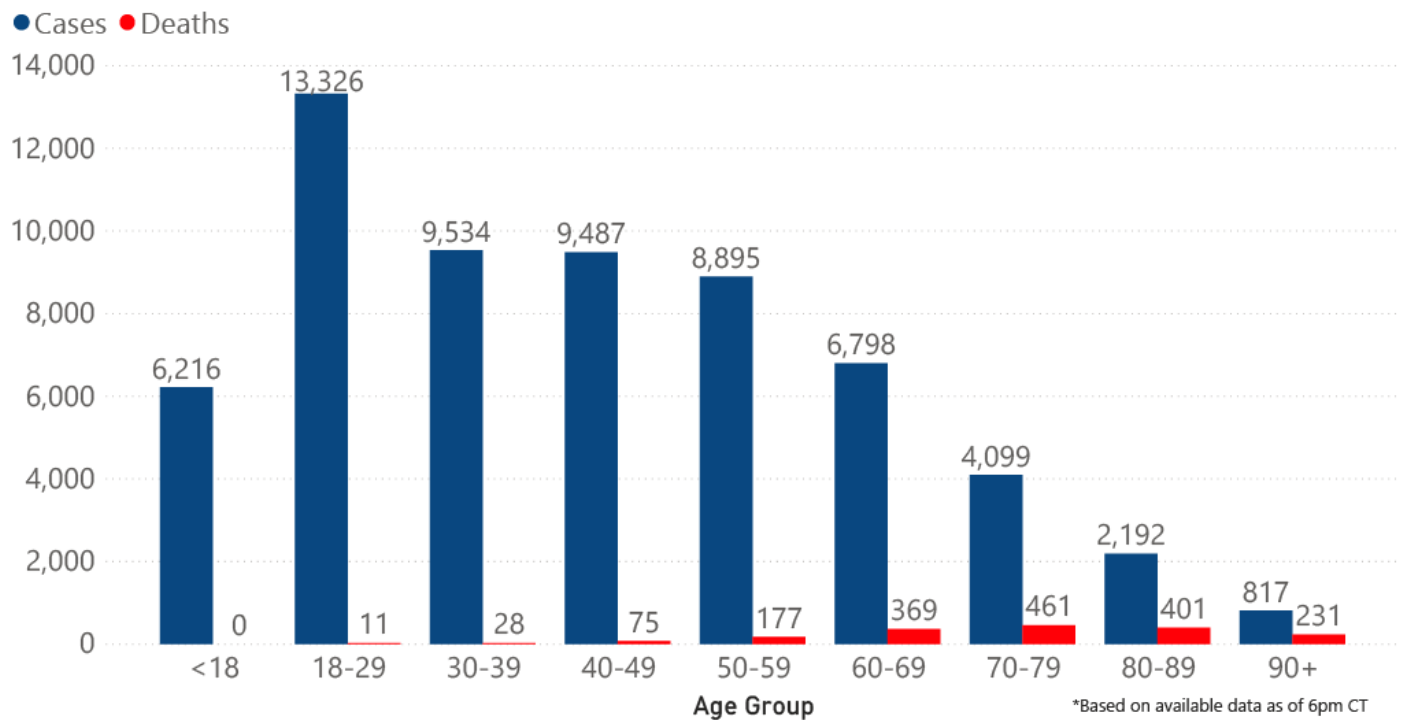
Race/Ethnicity ● Black (NH) ● White (NH) ● American Indian or Alaska Native (NH) ● Hispanic\*\* ● Other (NH) ● Asian (NH)



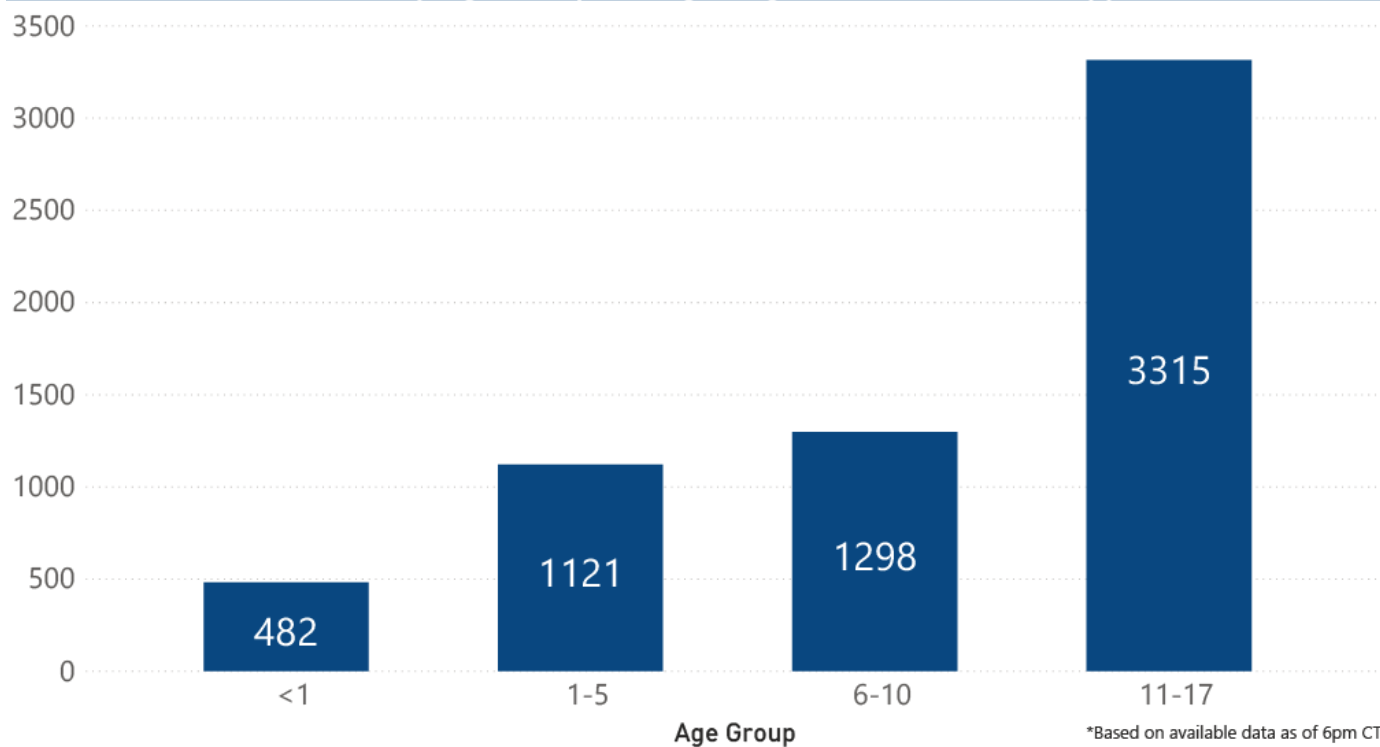
## COVID-19 Deaths by Race/Ethnicity through August 3, 2020\*, Mississippi



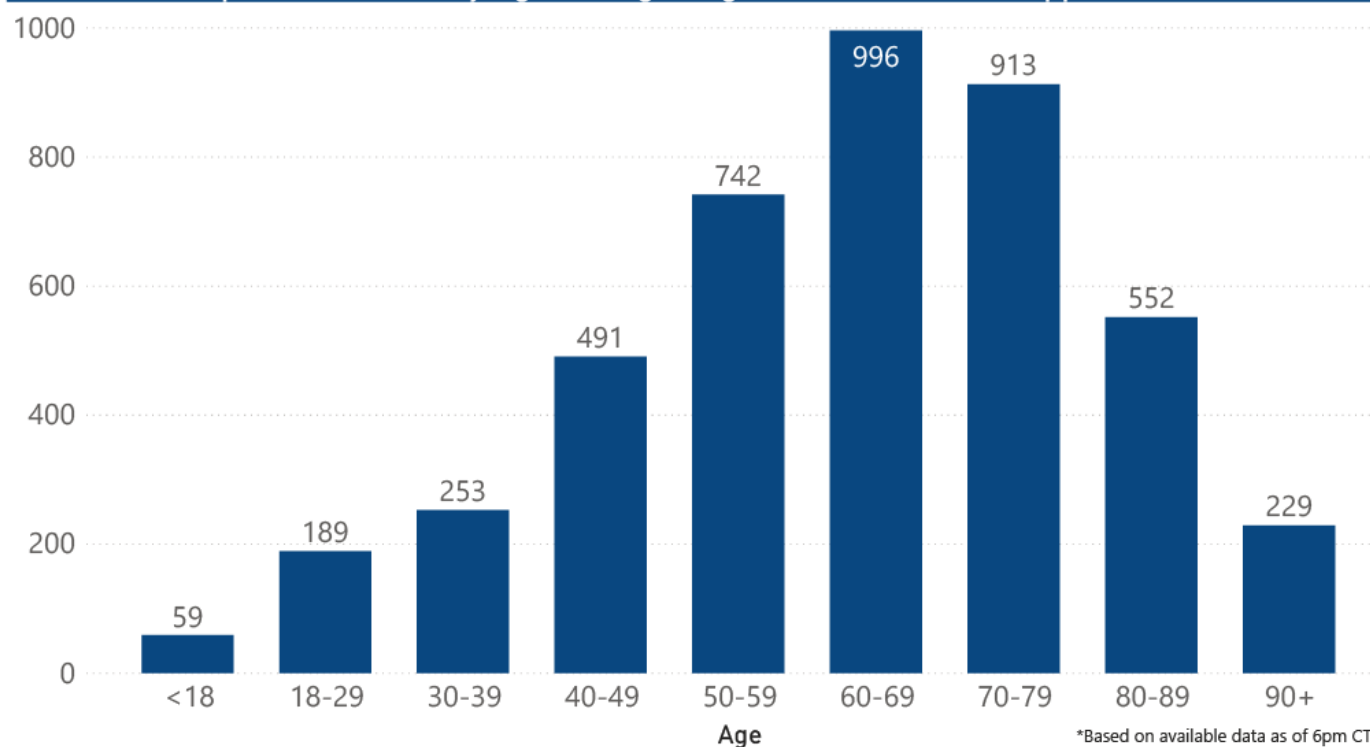
## COVID-19 Cases and Deaths by Age Group through August 3, 2020\*, Mississippi



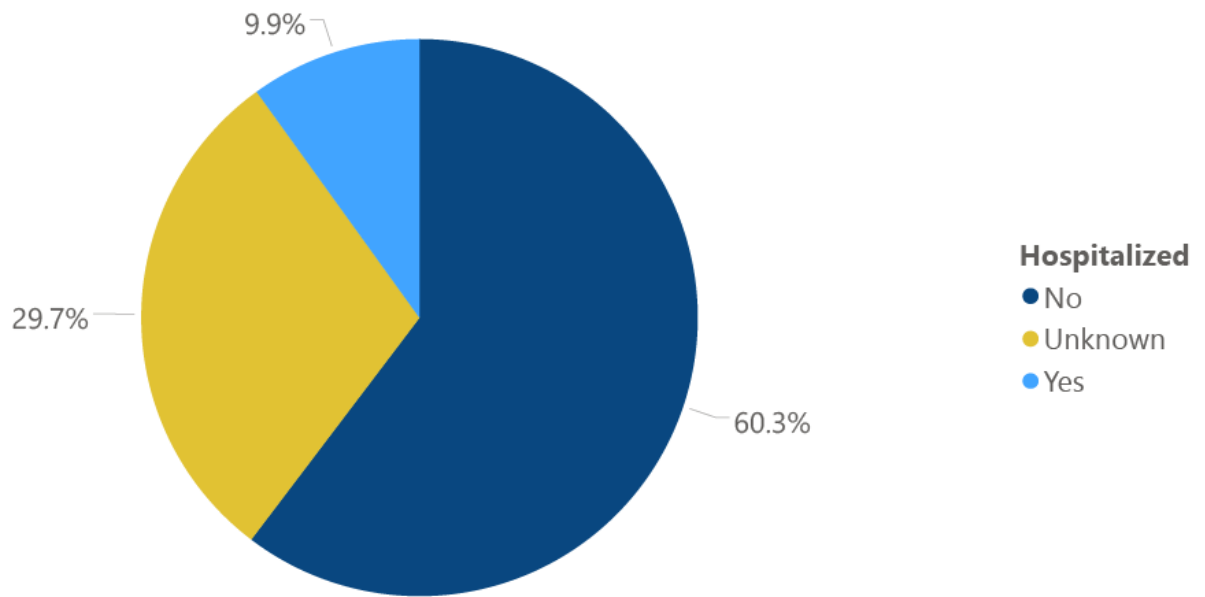
### COVID-19 Pediatric Cases by Age Group through August 3, 2020\*, Mississippi



### COVID-19 Hospitalized Cases by Age through August 3, 2020\*, Mississippi



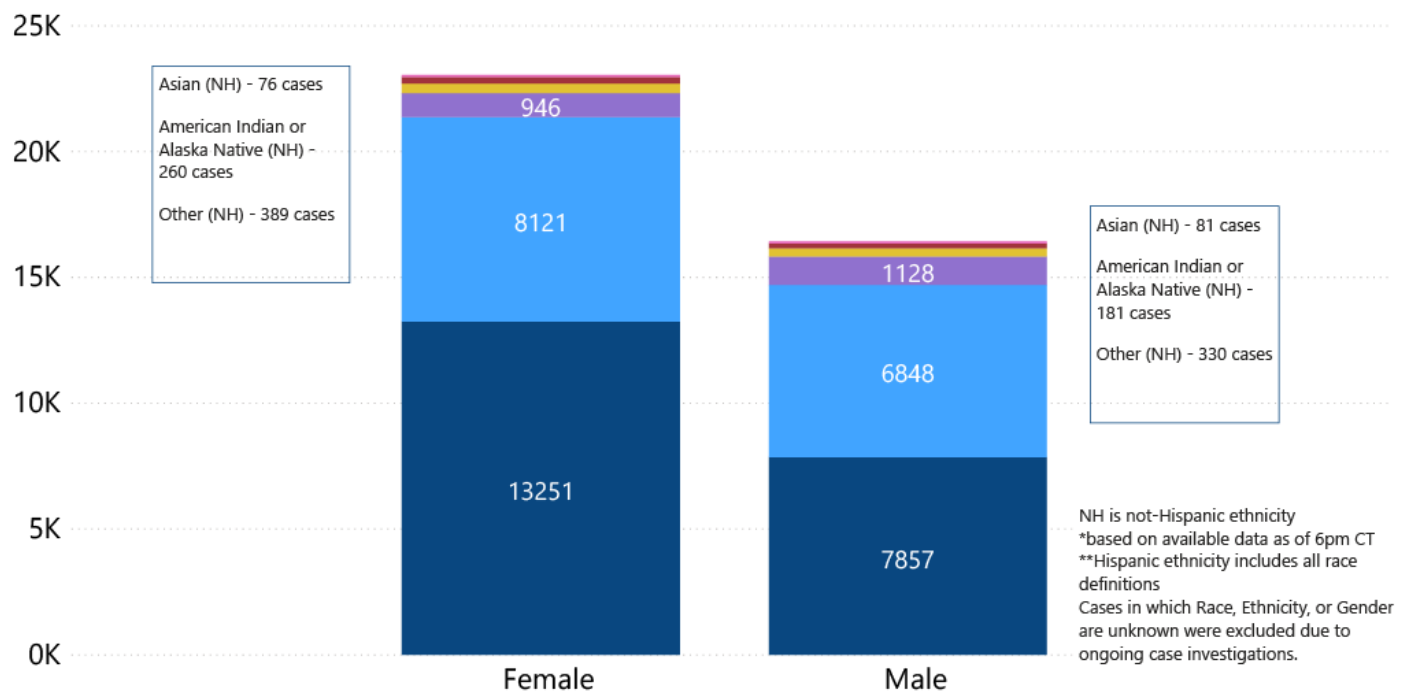
## COVID-19 Cumulative Hospitalizations-Investigated Cases August 3, 2020 \*



\* N=44,479; 17,720 cases excluded due to ongoing investigations, based on available data as of 6 pm CT

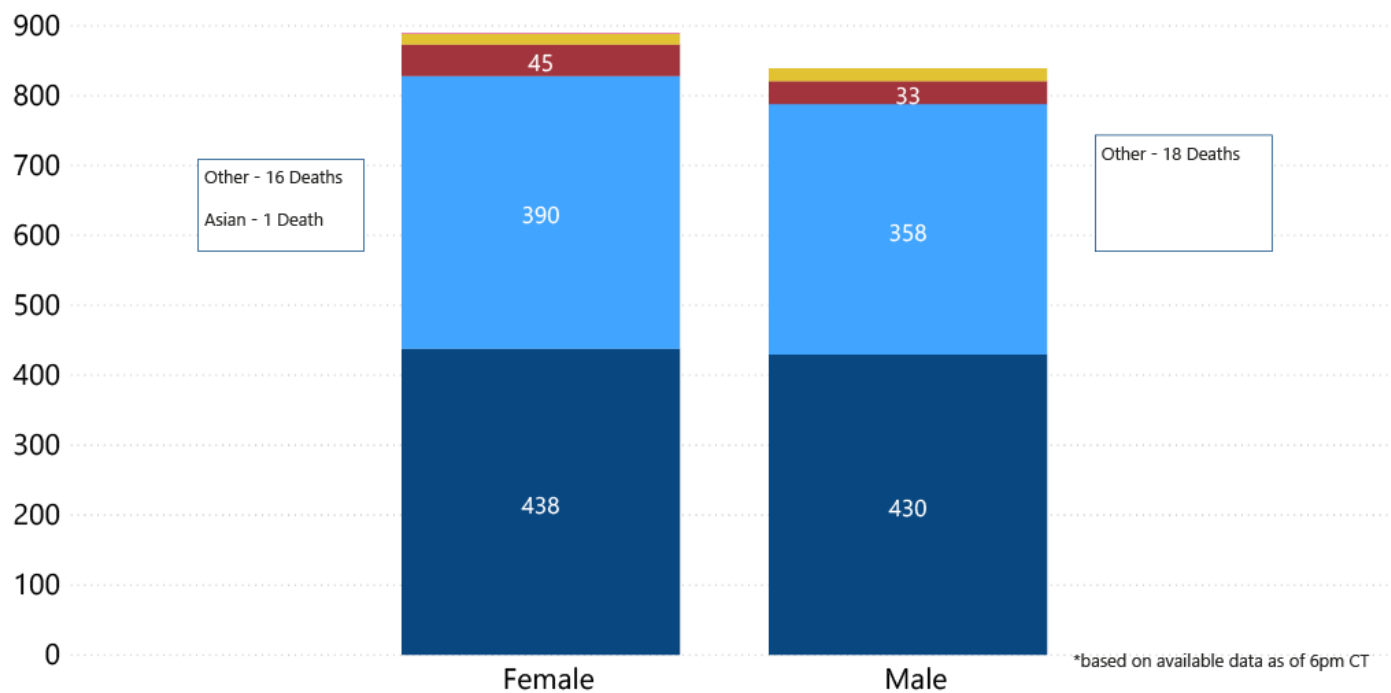
## COVID-19 Cases by Race/Ethnicity and Gender through August 3, 2020\*, Mississippi

**Race/Ethnicity** ● Black (NH) ● White (NH) ● Hispanic\*\* ● Other (NH) ● American Indian or Alaska Native (NH) ● Asian (NH)

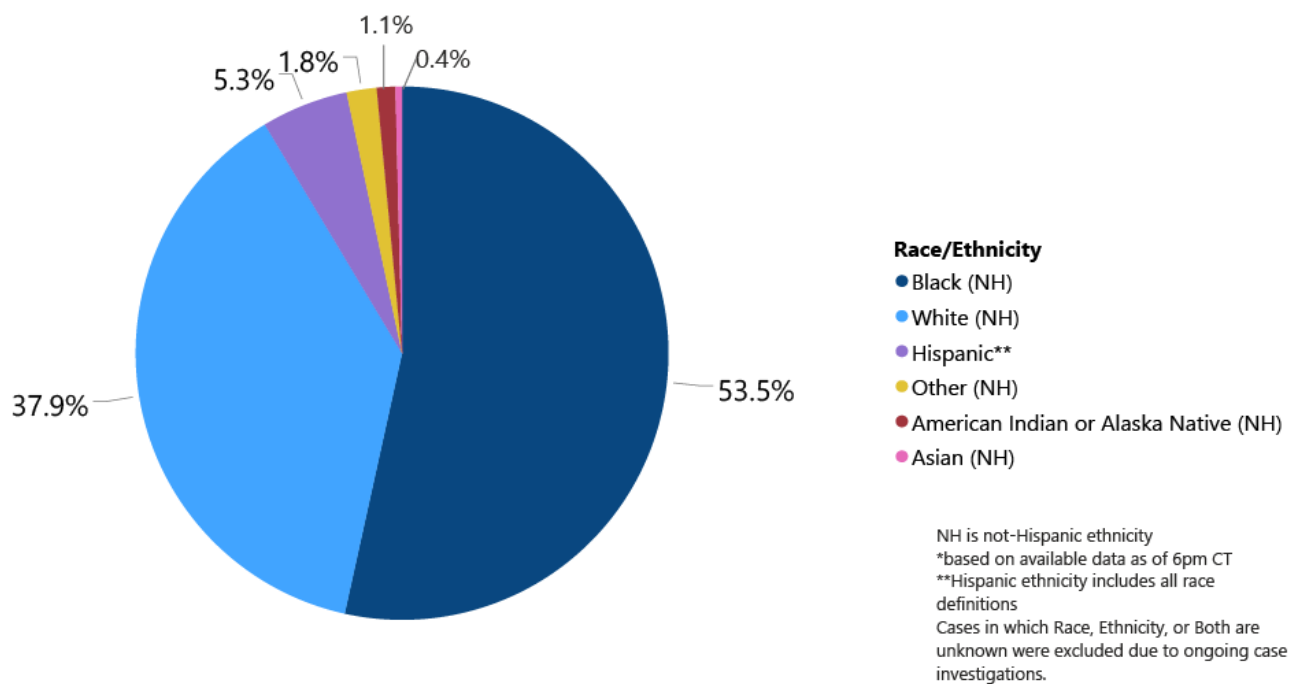


## COVID-19 Deaths by Race and Gender through August 3, 2020\*, Mississippi

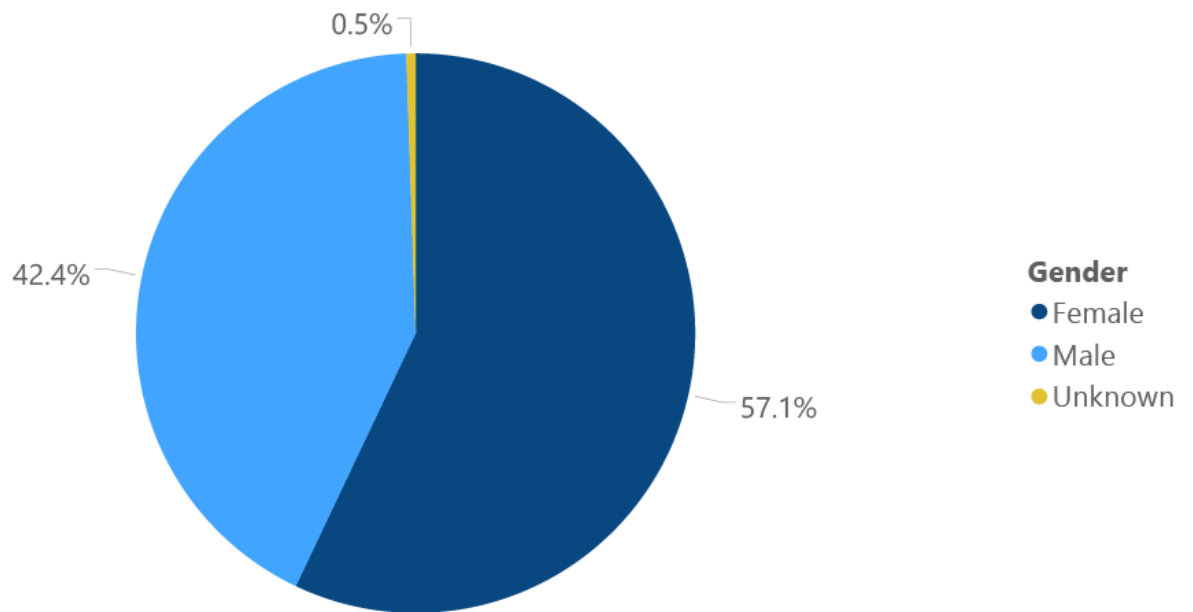
**Race** ● Black ● White ● American Indian or Alaska Native ● Other ● Asian



## COVID-19 Cases by Race/Ethnicity through August 3, 2020\*, Mississippi



## COVID-19 Cases by Gender through August 3, 2020\*, Mississippi



\*Based on available data as of 6pm CT

## Weekly High Case and High Incidence Counties

These weekly tables count cases based on the date of testing, not the date the test result was reported, and count only those cases where the date of testing is known.

They rank counties by weekly cases, and by incidence (cases proportional to population). A separate table ranking all counties is also available. **All tables updated weekly.**

► [Full tables of counties ranked by weekly incidence and cases](#) PDF

## COVID-19 High Case MS Counties Over 1 Week Period (July 20-July 26, 2020\*)

County	Cases (July 20-July 26)	Cases per 100,000 (July 20-July 26)	Cases to Date	Cases per 100,000 Total	Percent Change
HINDS	407	175.6	4624	1994.5	10%
RANKIN	176	113.4	1856	1195.3	10%
MADISON	157	147.7	2096	1972.3	8%
LEE	147	172.1	1020	1193.9	17%
DESOTO	136	73.5	2844	1537.8	5%
FORREST	126	168.2	1428	1906.6	10%
HARRISON	124	59.6	1824	876.6	7%
OKTIBBEHA	114	229.9	981	1978.3	13%
JONES	110	161.5	1591	2336.3	7%
PANOLA	93	272.0	747	2184.7	14%
LAMAR	92	145.2	972	1534.5	10%
BOLIVAR	90	293.8	766	2501.0	13%

\*based on available data as of 6pm CT

Cases based on test date. Cases without test date excluded due to ongoing investigations.

Table will be updated weekly.

## COVID-19 High Incidence MS Counties Over 1 Week Period (July 20-July 26, 2020\*)

County	Cases (July 20-July 26)	Cases per 100,000 (July 20-July 26)	Cases to Date	Cases per 100,000 Total	Percent Change
QUITMAN	25	368.1	172	2532.4	17%
HOLMES	55	323.3	772	4538.5	8%
BOLIVAR	90	293.8	766	2501.0	13%
PERRY	35	292.3	179	1495.0	24%
COVINGTON	54	289.8	540	2897.6	11%
LAWRENCE	36	286.0	273	2169.1	15%
PANOLA	93	272.0	747	2184.7	14%
TISHOMINGO	52	268.3	230	1186.6	29%
COAHOMA	57	257.6	547	2472.4	12%
GREENE	33	242.9	200	1472.1	20%
MARION	57	232.0	516	2099.9	12%
SHARKEY	10	231.4	103	2383.7	11%

\*based on available data as of 6pm CT

Cases based on test date. Cases without test date excluded due to ongoing investigations.

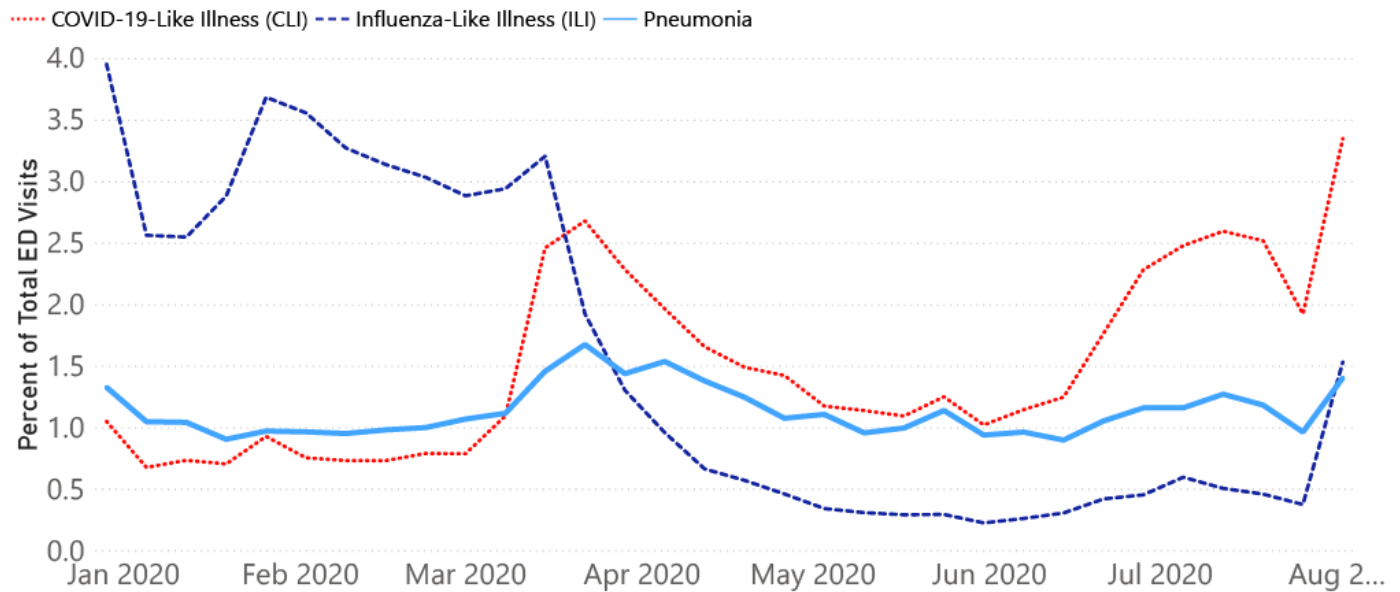
Table will be updated weekly.

## Syndromic Surveillance

Emergency department visits by those with symptoms characteristic of COVID-19, influenza and pneumonia, updated weekly.



## Percentage of Emergency Department and Clinic visits for CLI, ILI, and Pneumonia Cases Weekly Statewide Summary, December 29, 2019 - August 2, 2020



\*The graph represents syndromic surveillance data from emergency department visits, reported electronically by hospitals throughout the state, that are consistent with COVID-19-Like Illness (CLI), Influenza-Like Illness (ILI), and Pneumonia. Based on available data as of 6pm CT. Graph will be updated weekly.

## Estimated Recoveries

Presumed COVID-19 cases recovered, estimated weekly (does not include cases still under investigation).

### COVID-19 Presumed Recovered Cases through August 2, 2020, Mississippi

**42,391**  
Presumed Recovered\*

\*Reflects Provisional Estimates. Presumed Recovered if:

- 1) It has been 14 days or more since the case tested positive, if they were not hospitalized
- 2) It has been 21 days or more since the case tested positive, if they were hospitalized or hospitalization was unknown.

All deaths excluded. Presumed recovered counts will be updated weekly.

## U.S. and World Cases

- ▶ [COVID-19 cases in the United States \(CDC\)](#)
- ▶ [U.S. COVID-19 Tracker \(CDC\)](#)
- ▶ [COVID-19 Global Case Map \(Johns Hopkins University\)](#)

---

## COVID-19 Testing

### Statewide Combined Testing as of July 31

COVID-19 testing providers around the state include commercial laboratories as well as hospital labs. Combined with testing done by the MSDH Public Health Laboratory, the figures provide a complete picture of all Mississippi testing.

**PCR** testing detects current, active COVID-19 infection in an individual.

**Antibody** (serology) testing identifies individuals with past COVID-19 infection based on antibodies they develop one to three weeks after infection.

	Total tests	PCR	Antibody
MSDH Public Health Laboratory	81,887	81,887	0
Other testing providers	395,273	378,707	16,566
Total tests for COVID-19 statewide	<b>477,160</b>	<b>460,594</b>	<b>16,566</b>

### MSDH Individuals Tested as of August 3

MSDH Public Health Laboratory (MPHL) testing totals as of 3 p.m. These totals are for tests performed at the MPHL only.

- Total individuals tested by the MPHL: **66,209**
- Total positive individuals from MPHL tests: **7,348**

### Getting Tested for COVID-19

The MSDH Public Health Laboratory, its partners, and private providers are testing statewide for COVID-19.

Anyone with symptoms of fever, severe cough or severe chest pains – especially those who are older or in poor health – should make arrangements for testing with their doctor or one of the many healthcare providers now performing testing. Healthcare providers can assess your health history and symptoms, and perform testing for COVID-19 as needed. MSDH is also helping conduct free drive-up testing sites in many parts of the state. **Always call ahead to the testing provider for instructions on safely being examined before you visit for your test.**

- ▶ [Find a COVID-19 testing provider near you](#)

- ▶ [Video: A tour through COVID-19 testing at the MSDH Public Health Lab](#)

# Prevention and Guidance for Individuals and the Community

- ▶ [Preventive steps to take, recommendations, guidance and general information on COVID-19](#)

Subscribe to our free newsletter and health alerts:



Last reviewed on Mar 5,

2020

[error on this](#)

[email page](#)

[print](#)

## *Related resources*

- ▶ [Local COVID-19 Testing Providers](#)
- ▶ [COVID-19 Guidance and Prevention for Individuals and the Community](#)

Updated August 2, 2020

## *More topics*

- ▶ [\[ Espanol, Tieng Viet, ASL \]](#)
- ▶ [COVID-19 County Data](#)
- ▶ [COVID-19 Hospital Reports](#)
- ▶ [Diagnostic Testing EUA](#)
- ▶ [Handouts and Posters](#)
- ▶ [Healthcare Professionals](#)
- ▶ [Interactive Map and Charts](#)
- ▶ [Prevention and Safety Guidance](#)
- ▶ [Testing for COVID-19](#)

COVID-19



## Keep your distance

Stay at least six feet apart from others in large groups.

[MORE PREVENTION TIPS](#)

### AGENCY

[About Us](#)

[Administration](#)

[Board of Health](#)

[County Offices](#)

[Institutional Review](#)

[Jobs](#)

[Locations](#)

[Public Health Laboratory](#)

[RFPs/Grants](#)

[More »](#)

[Intranet](#)

[OHIT+ER Service Center](#)

[Webmail](#)

#### **INFORMATION**

---

[Apps](#)

[Calendar of Events](#)

[Contact Us](#)

[Meetings](#)

[Health Resources](#)

[Hotlines](#)

[Locations](#)

[News](#)

[Newsletter](#)

[Phone Numbers](#)

[Español](#)

#### **I NEED A ...**

---

[Birth Certificate](#)

[Certificate of Need](#)

[Children's Health Insurance](#)

[Complaint Form](#)

[Criminal History Check](#)

[Death Certificate](#)

[Divorce Record](#)

[Food Permit](#)

[Immunization Record](#)

[J-1 Visa](#)

[License Verification](#)

[Marriage Record](#)

[Professional License](#)

[Public Records Request](#)

[Wastewater Application](#)

#### **PUBLICATIONS**

---

[Annual Report](#)

[CON Weekly Reports](#)

[Health Facilities Directory](#)

[Mississippi Morbidity Reports](#)

[Public Health Report](#)

[State Health Plan](#)

[Strategic Plan](#)

[More »](#)

