



Coronavirus Disease 2019 (COVID-19)

Updated August 10, 2020

The national Centers for Disease Control and Prevention (CDC) and the Mississippi State Department of Health continue to closely monitor the outbreak of respiratory illnesses caused by the novel (new) coronavirus COVID-19, and are working to limit the spread of cases nationally and in Mississippi. MSDH is actively working with doctors and hospitals to quickly identify cases and respond effectively to limit this outbreak.



Home isolation is mandatory if you have tested positive for COVID-19 by [order of the State Health Officer](#). If you have been in contact with someone who has COVID-19, quarantine is also important to protect others.

► [What you should do](#)

If you are awaiting results of **routine testing** not related to exposure, you may [return to work](#) and follow the safety guidance of your employer.

MSDH Guidelines for K-12 Reopening During COVID-19: Assessing risk, preventive measures, responding to outbreaks. [Document and resources »](#)

Healthcare Professionals

Guidance and more →

- [MSDH guidance](#)
- [Electronic reporting](#)
- [Specimens](#)
- [Lab dropoff](#)
- [CDC guidance](#)
- [MS-HAN Alerts](#)

[ALL HEALTHCARE](#)

Current Cases and Statistics

County and state data →

- [Current cases and deaths](#)
- [County data summaries](#)

- ▶ [Data charts and map](#)
- ▶ [Long-term care facilities](#)
- ▶ [Lab testing](#)
- ▶ [Recoveries](#)

ALL STATISTICS

Prevention, Safety and Testing

Personal and community →

- ▶ [Personal protection](#)
- ▶ [Gatherings and events](#)
- ▶ [Business and community](#)
- ▶ [School guidelines](#)
- ▶ [State agencies](#)
- ▶ [Getting tested](#)

ALL PREVENTION

Mississippi Coronavirus Hotline (7 days a week, 7 a.m.–7 p.m.): **877-978-6453**

Face coverings are required by order of the Governor for all Mississippians in [schools](#), businesses and indoor public spaces, and in outdoor public spaces where consistent social distancing is not possible. [Details and exceptions »](#)

Guide to Executive Orders: A summary of the latest COVID-19 Executive Orders from the Governor, organized by who and what they apply to. [View the guide »](#)

Report a restaurant not following COVID-19 safety orders : E-mail the details to food@msdh.ms.gov

General Information

- ▶ [Overview, questions and answers, handouts, and information in other languages](#)

COVID-19 in Mississippi

New Cases and Deaths as of August 9

NEW CASES

476

New COVID-19 positive test results reported to MSDH as of 6 p.m. yesterday.

NEW DEATHS

16

New COVID-19 related deaths reported to MSDH as of 6 p.m. yesterday.

County	Total
Lafayette	1
Lowndes	1
Madison	2
Noxubee	1
Tallahatchie	1
Tishomingo	1

* 9 confirmed COVID-19 related deaths occurred between July 13 and August 2, identified from death certificate reports. The additional deaths were reported in the following counties:

County	Total
Holmes	1
Issaquena	1
Jackson	1
Jones	1
Leflore	2
Panola	1
Rankin	1
Washington	1

LTC OUTBREAKS

175

Current outbreaks in long-term care facilities only. (See [LTC facility outbreak definition.](#))

About our case counts: We currently update our case totals each day based on test results from the previous day. Outside laboratories also report positive test results to us, which are included in our totals. Repeated tests for the same individual are counted only once. County case numbers and deaths may change as investigation finds new or additional information.

County COVID-19 Data

Race and Ethnicity

► [Total COVID-19 cases and deaths by county, race and ethnicity](#) PDF

Current and past data tables, updated daily

Trends and Data for Individual Counties

► [Weekly COVID-19 summaries for each Mississippi county](#)

Cumulative Cases and Deaths by County

Totals of all reported COVID-19 cases for 2020, including those in long-term care (LTC) facilities.

The numbers in this table are provisional. County case numbers and deaths may change as investigation finds new or additional information. The data provided below is the most current available.

County	Total Cases	Total Deaths	Total LTC Facility Cases	Total LTC Facility Deaths
Adams	629	25	46	12
Alcorn	434	5	8	1
Amite	235	6	14	2
Attala	523	25	89	20
Benton	143	1	2	0
Bolivar	1118	34	48	9
Calhoun	420	9	23	4
Carroll	261	11	45	9
Chickasaw	470	19	35	11
Choctaw	135	4	0	0
Claiborne	409	13	43	9
Clarke	326	26	19	9
Clay	397	14	2	1
Coahoma	772	13	34	2
Copiah	957	28	30	4
Covington	621	13	4	1
De Soto	3680	31	45	7
Forrest	1820	56	101	32
Franklin	131	2	3	1
George	589	5	5	0
Greene	255	12	35	6
Grenada	849	21	76	12
Total	67,649	1,912	4,067	832

County	Total Cases	Total Deaths	Total LTC Facility Cases	Total LTC Facility Deaths
Hancock	395	14	8	4
Harrison	2530	36	146	15
Hinds	5656	118	266	53
Holmes	900	49	97	20
Humphreys	294	11	20	6
Issaquena	26	2	0	0
Itawamba	375	10	34	7
Jackson	2288	43	68	7
Jasper	388	9	1	0
Jefferson	195	7	8	2
Jefferson Davis	233	6	3	1
Jones	1916	59	170	35
Kemper	234	14	38	9
Lafayette	983	17	88	13
Lamar	1226	14	8	3
Lauderdale	1411	92	210	56
Lawrence	322	8	13	1
Leake	790	25	4	0
Lee	1479	41	83	15
Leflore	947	65	184	44
Lincoln	832	41	124	28
Lowndes	1085	38	76	21
Madison	2443	68	192	36
Marion	684	20	47	5
Marshall	701	9	16	1
Monroe	801	55	146	44
Montgomery	326	5	0	0
Neshoba	1286	92	108	35
Newton	543	11	7	1
Noxubee	459	12	17	4
Oktibbeha	1127	39	177	26
Panola	1062	14	7	1
Pearl River	554	39	57	15
Total	67,649	1,912	4,067	832

County	Total Cases	Total Deaths	Total LTC Facility Cases	Total LTC Facility Deaths
Perry	243	7	0	0
Pike	938	36	73	17
Pontotoc	830	8	5	1
Prentiss	417	10	25	3
Quitman	270	1	0	0
Rankin	2292	35	96	10
Scott	1003	20	15	3
Sharkey	199	5	42	4
Simpson	803	30	37	14
Smith	406	13	54	8
Stone	205	5	23	2
Sunflower	1054	25	15	3
Tallahatchie	530	11	7	2
Tate	736	29	33	12
Tippah	367	13	1	0
Tishomingo	421	6	33	0
Tunica	351	7	12	2
Union	643	16	33	8
Walthall	501	20	64	10
Warren	1095	33	94	16
Washington	1689	42	56	13
Wayne	774	21	57	10
Webster	235	12	52	11
Wilkinson	211	13	8	3
Winston	623	16	40	11
Yalobusha	315	10	35	7
Yazoo	833	12	27	2
Total	67,649	1,912	4,067	832

Case Classifications

Mississippi investigates and reports both probable and confirmed cases and deaths according to the [CSTE case definition](#).

	Confirmed	Probable	Total
Cases	66,334	1,315	67,649
Deaths	1,847	65	1,912

Confirmed cases and deaths are generally determined by positive PCR tests, which detect the presence of ongoing coronavirus infection.

Probable cases are those who test positive by other testing methods such as antibody or antigen, and have recent symptoms consistent with COVID-19, indicating a recent infection.

Probable deaths are those individuals with a designation of COVID-19 as a cause of death on the death certificate, but where no confirmatory testing was performed.

Long-Term Care Facility Cases and Outbreaks

Updated COVID-19 outbreak definition in LTCFs: To conform with revised national guidelines, an outbreak is now considered to be a single confirmed COVID-19 infection in an LTCF resident, or more than one COVID-19 infection in employees or staff in a 14-day period.

Long-term care (LTC) facilities like nursing homes are considered high risk locations because their residents are older or in poor health. We investigate residents, staff and close contacts of infected individuals for possible exposure. Residential care facilities also represent group living facilities where COVID-19 can be easily spread.

- ▶ [Mississippi COVID-19 cases and deaths in long-term care facilities](#) PDF
Long-term care facilities include nursing homes, personal care homes, assisted living homes, and intermediate care facilities for individuals with intellectual disability (ICF-IID)
- ▶ [Mississippi COVID-19 cases and deaths in residential care facilities](#) PDF
Residential care facilities include psychiatric or chemical dependency residential treatment centers and long-term acute care facilities.

Active Outbreaks

The table of active outbreaks lists all facilities that have reported a current COVID-19 outbreak. Resident and employee totals are for those cases associated with the current outbreak **only**. The reported deaths are those which have occurred only among the cases in the current outbreak.

- ▶ [Mississippi long-term care facilities with active COVID-19 outbreaks](#) PDF
As of August 7, 2020

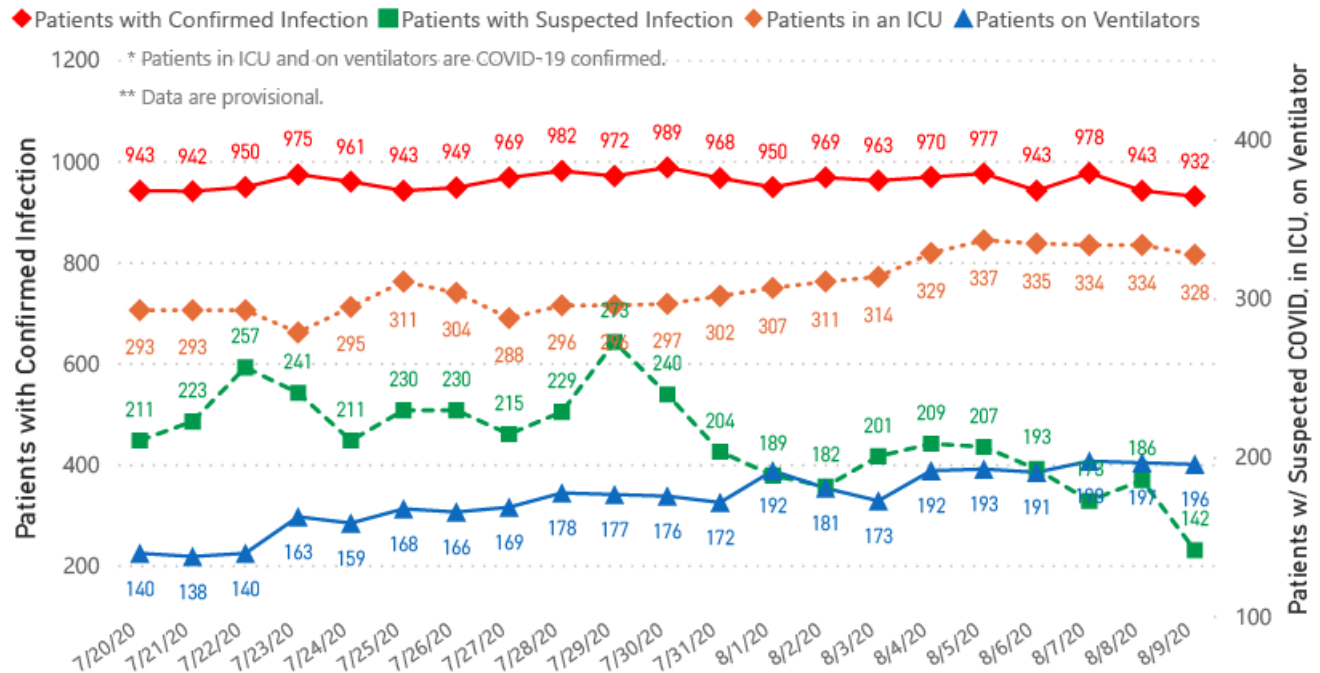
Mississippi COVID-19 Data Charts and Map

All data reports below are updated as they become available. Updates are made daily except where noted.

Hospitalizations and Bed Availability

- ▶ [Interactive chart of hospitalizations by date](#)
- ▶ **NEW:** [Interactive chart of local and state hospital bed availability](#)
- ▶ [Daily hospital capacity reports](#)

COVID-19 Hospitalizations Reported by MS Hospitals, 7/20/20-8/9/20 *,**



Cases and Deaths Data Charts

Our state case map and other data charts are also available in interactive form.

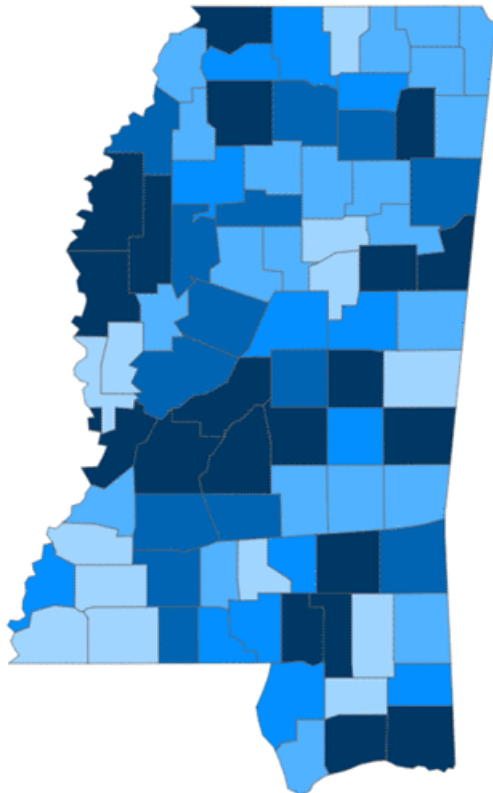
- [View interactive map](#)
- [View interactive epidemiological trend and syndromic surveillance](#)

The charts below are based on available data at the time of publication. Charts do **not** include cases where insufficient details of the case are known.

Mississippi COVID-19
Cases and Deaths by Race with Ethnicity
as of 6 pm CT, August 9, 2020

Total Cases

67,649



	American Indian or Alaska Native	Asian	Black	White	Other	Unknown
Non Hispanic	447	178	22,557	16,662	773	280
Hispanic	13	8	79	581	1,413	82
Unknown Ethnicity	771	47	5,754	4,479	4,407	9,118

Total Deaths

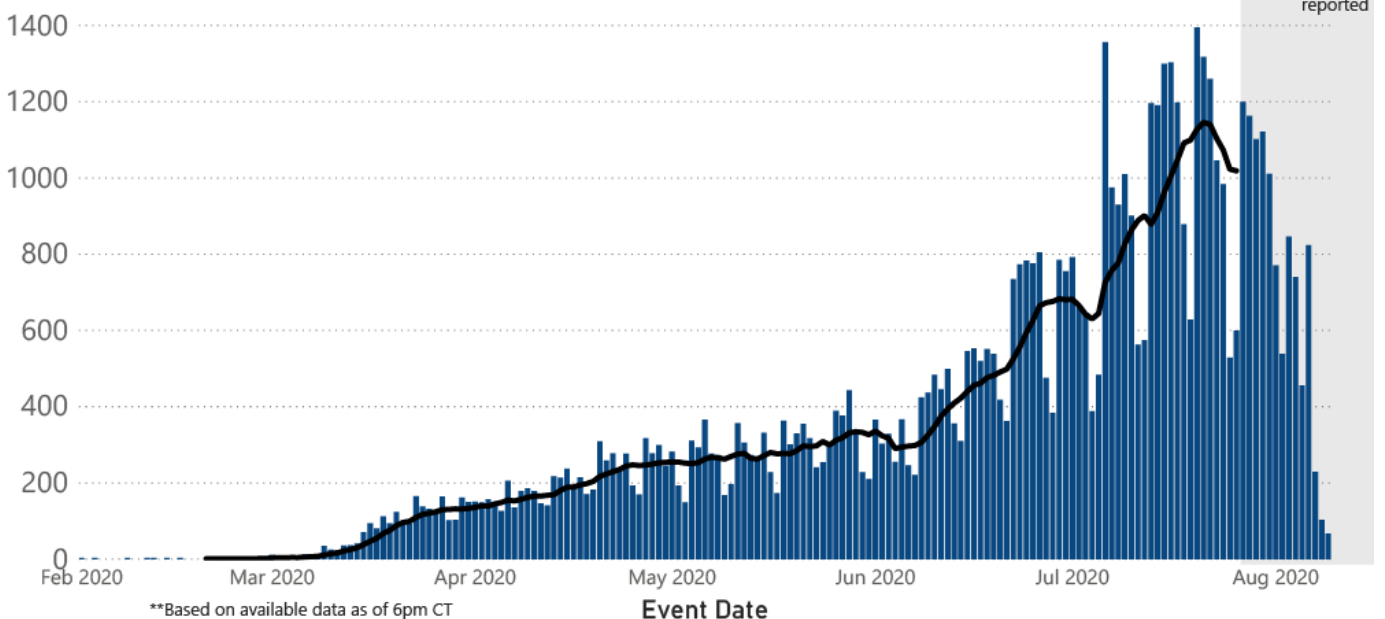
1,912

	American Indian or Alaska Native	Asian	Black	White	Other	Unknown
Non Hispanic	61	0	860	744	10	0
Hispanic	1	0	2	13	10	1
Unknown Ethnicity	19	1	67	83	15	25

COVID-19 Cases by Date* through August 9, 2020**, Mississippi

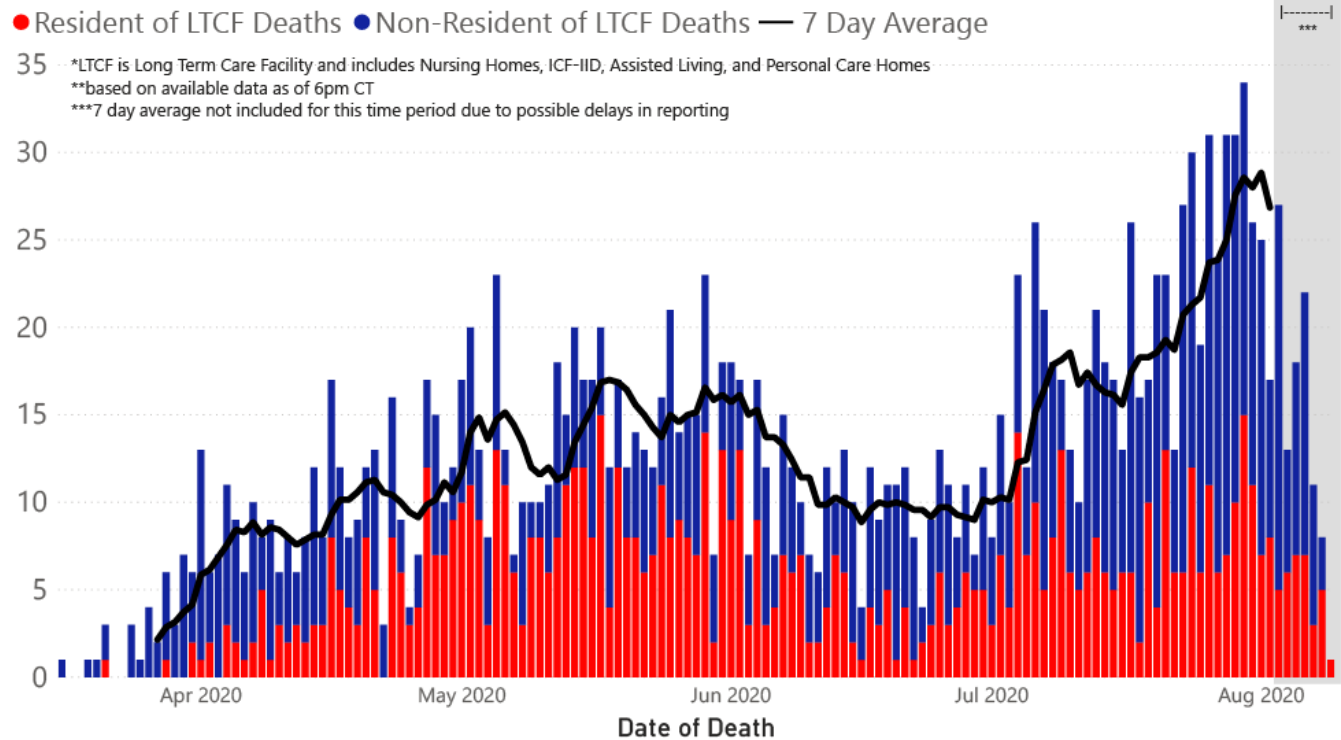
● Cases — 7 Day Average

*Date: date of onset, test collection or report to MSDH; updated as case is investigated.

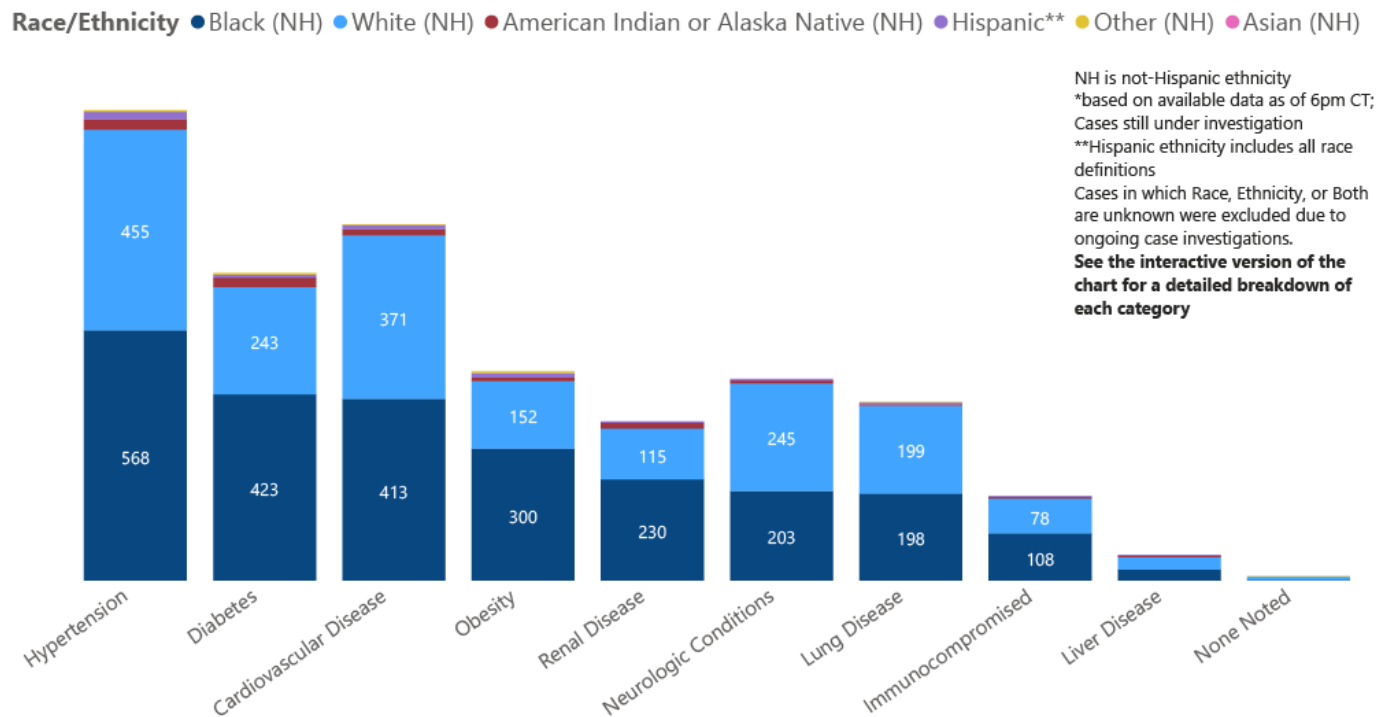


Note: Values up to two weeks in the past on the chart of Cases by Date above can change as we update it with new information from disease investigation.

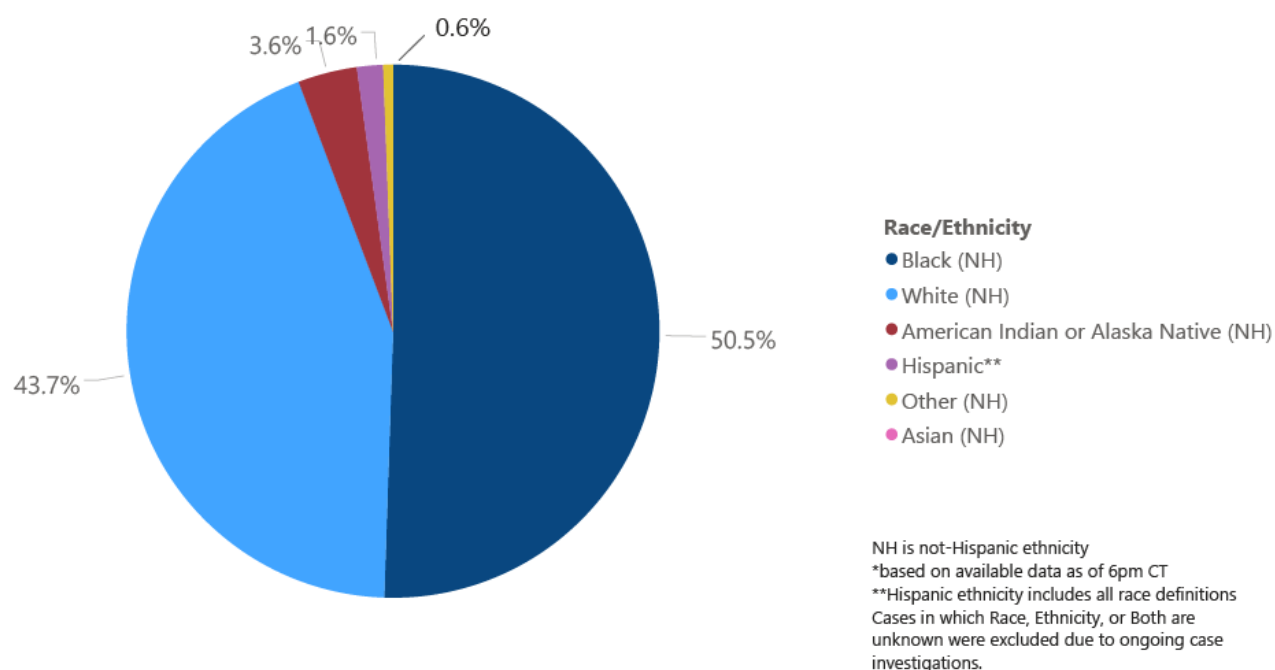
COVID-19 LTCF* and Non-LTCF Deaths by Date of Death through August 9, 2020**, Mississippi



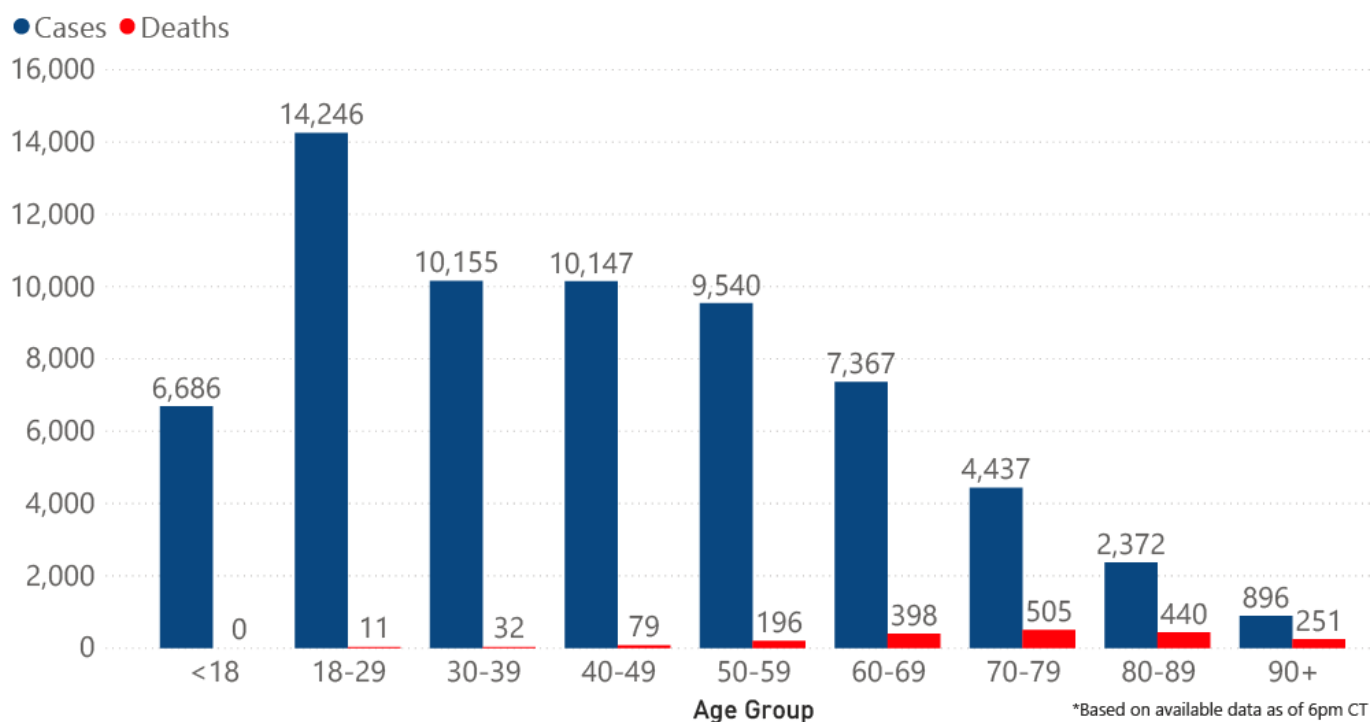
COVID-19 Underlying Conditions in Deaths by Race/Ethnicity through August 9, 2020*, Mississippi



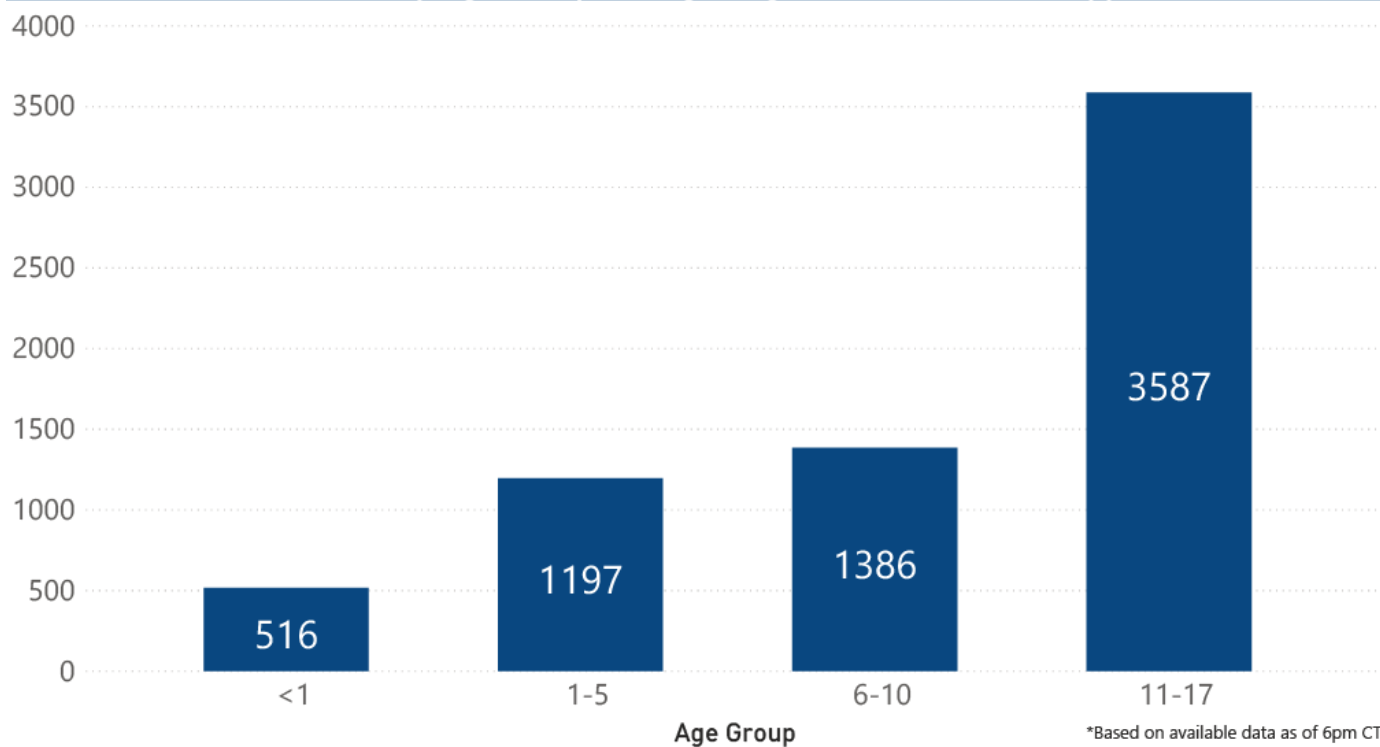
COVID-19 Deaths by Race/Ethnicity through August 9, 2020*, Mississippi



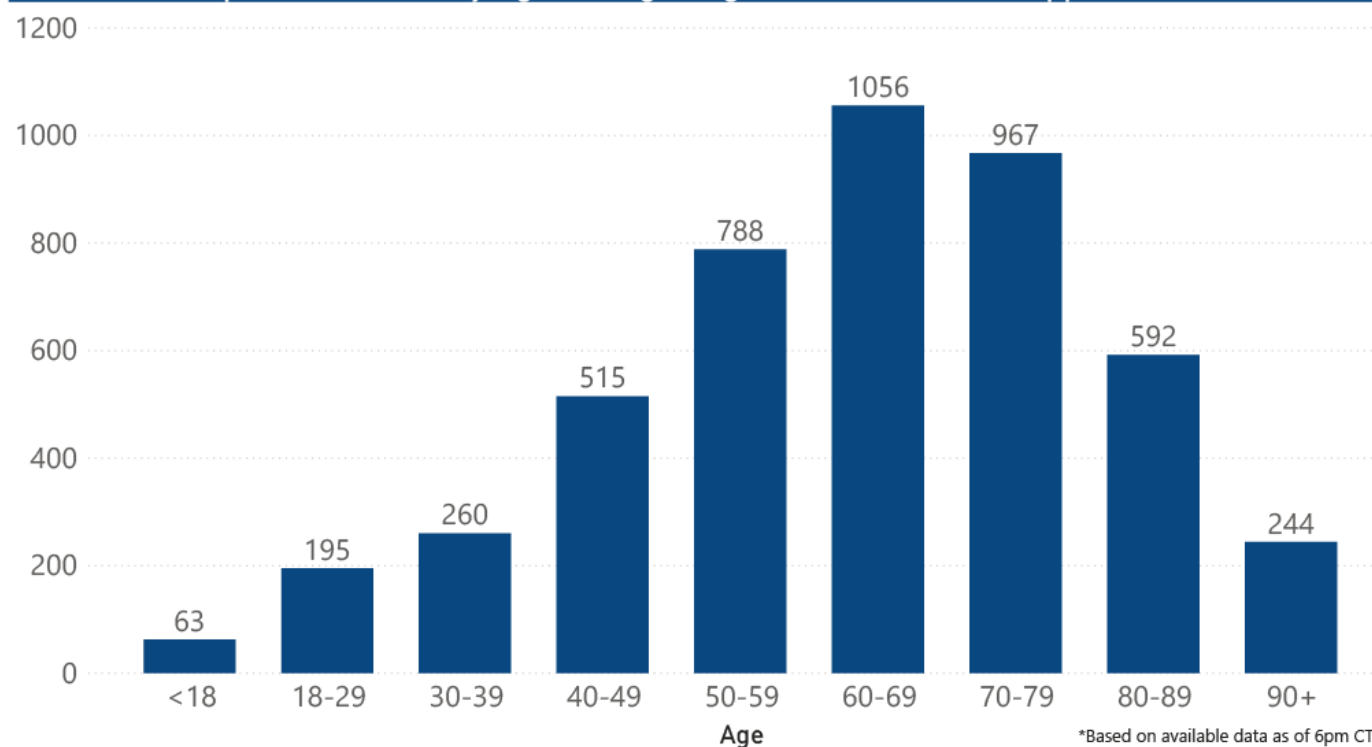
COVID-19 Cases and Deaths by Age Group through August 9, 2020*, Mississippi



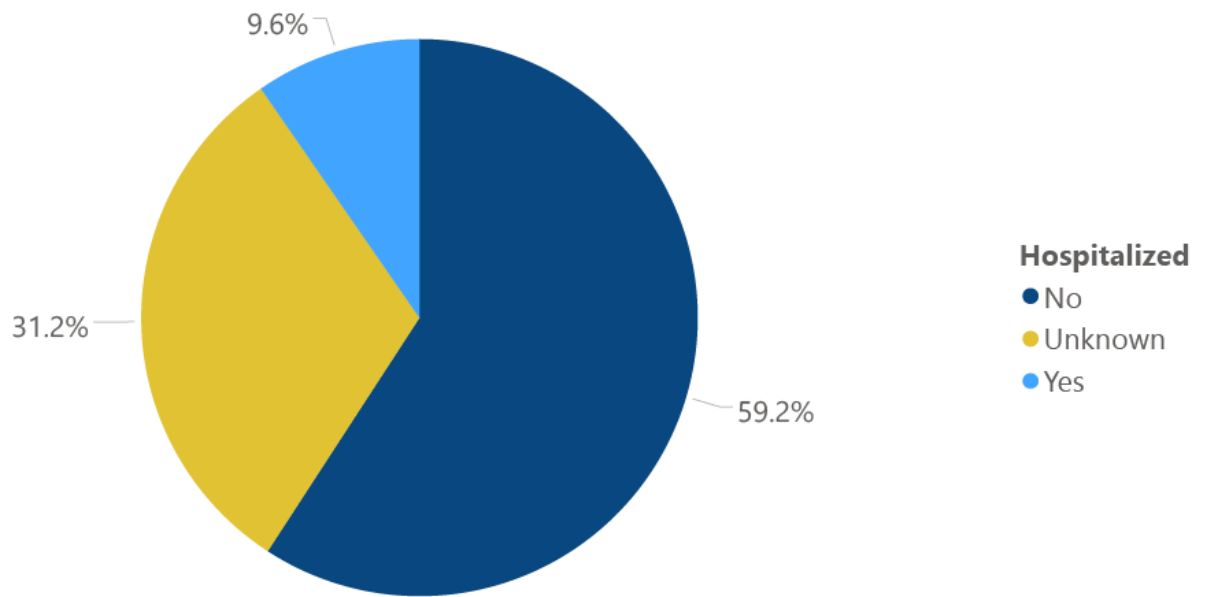
COVID-19 Pediatric Cases by Age Group through August 9, 2020*, Mississippi



COVID-19 Hospitalized Cases by Age through August 9, 2020*, Mississippi



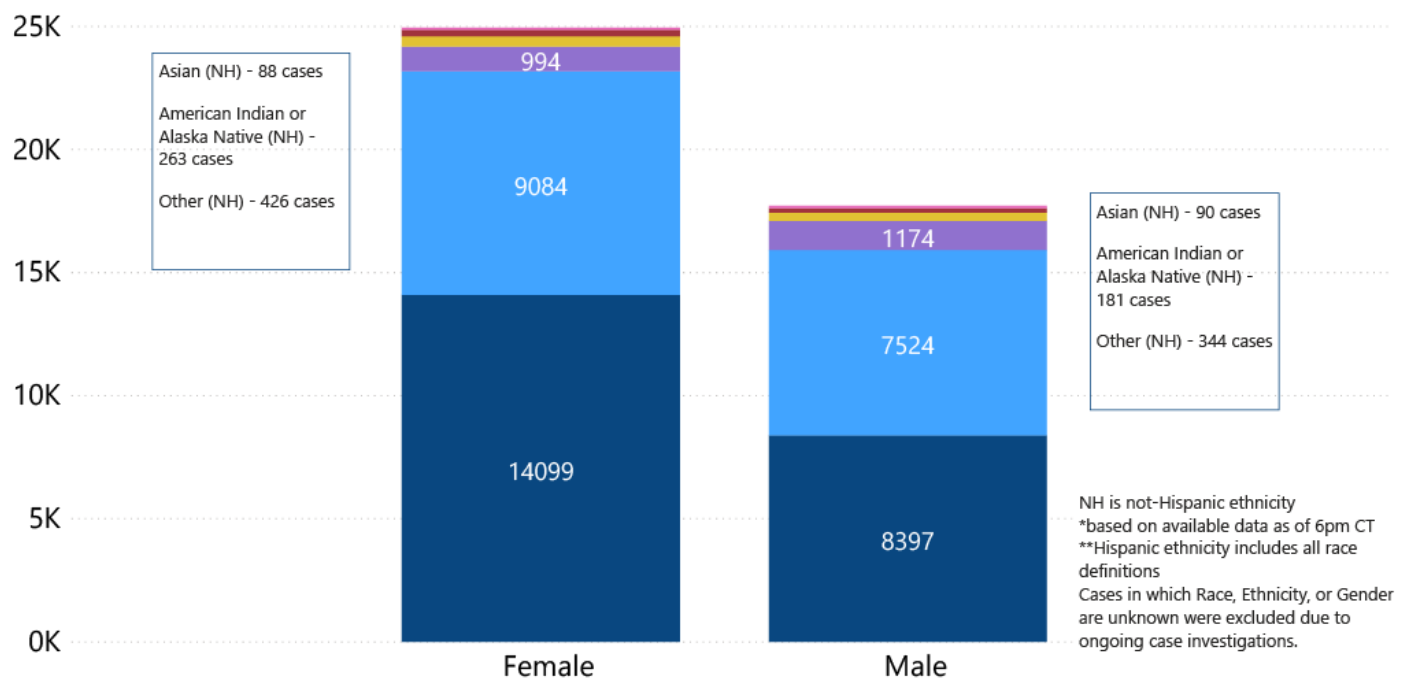
COVID-19 Cumulative Hospitalizations-Investigated Cases August 9, 2020 *



* N=48,560; 19,089 cases excluded due to ongoing investigations, based on available data as of 6 pm CT

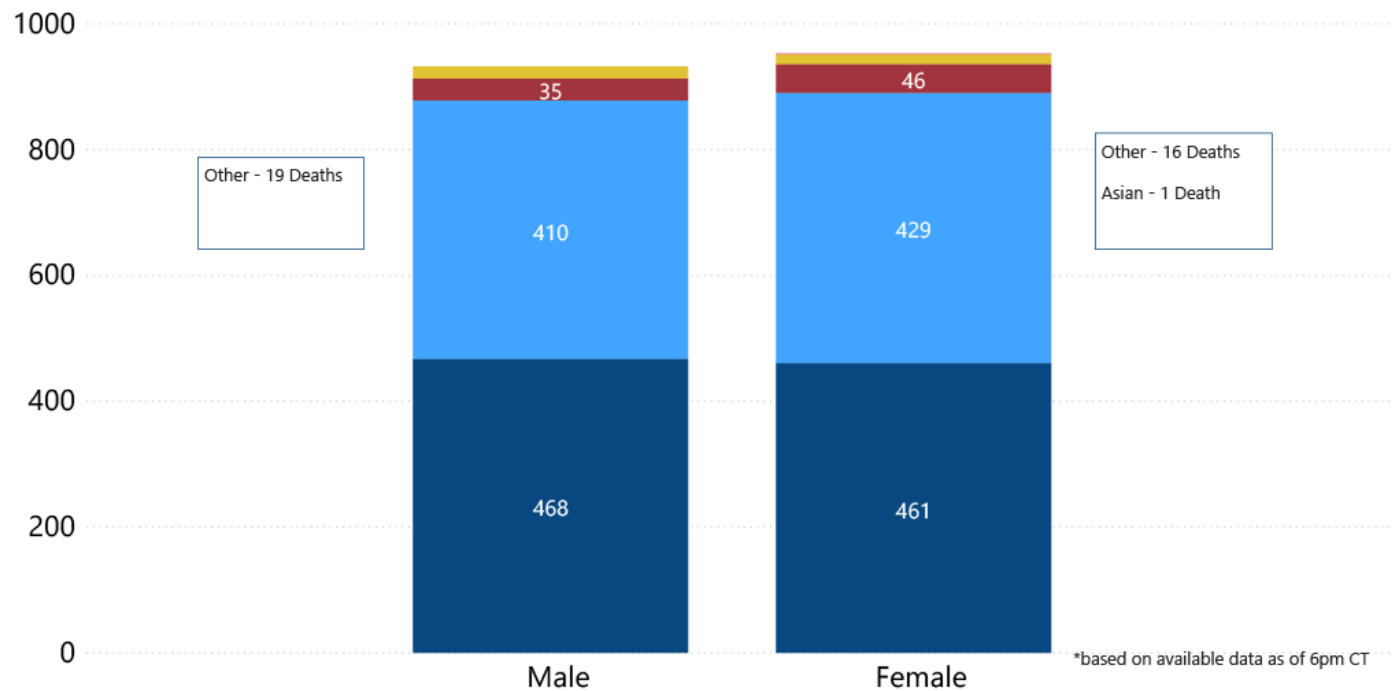
COVID-19 Cases by Race/Ethnicity and Gender through August 9, 2020*, Mississippi

Race/Ethnicity ● Black (NH) ● White (NH) ● Hispanic** ● Other (NH) ● American Indian or Alaska Native (NH) ● Asian (NH)

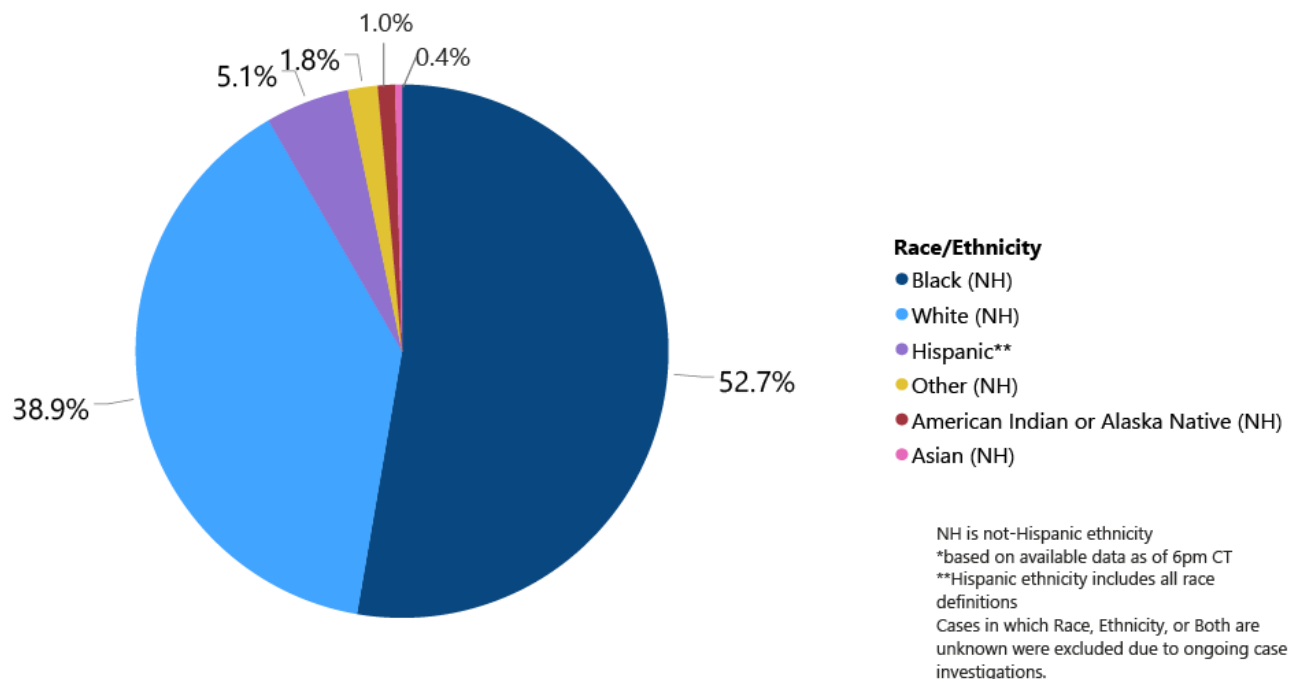


COVID-19 Deaths by Race and Gender through August 9, 2020*, Mississippi

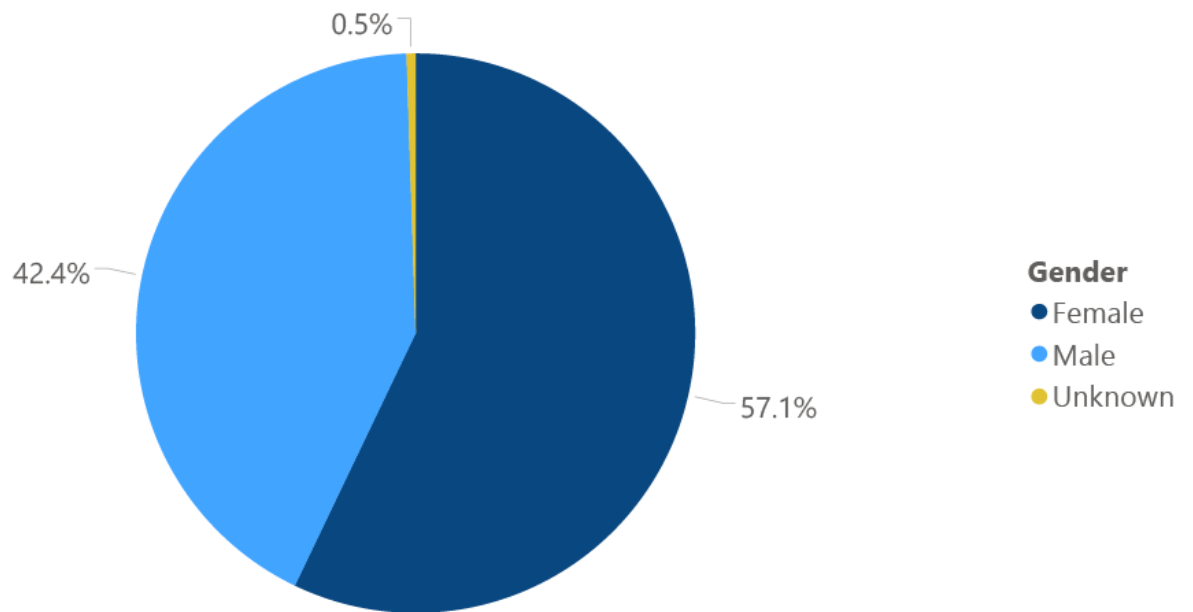
Race ● Black ● White ● American Indian or Alaska Native ● Other ● Asian



COVID-19 Cases by Race/Ethnicity through August 9, 2020*, Mississippi



COVID-19 Cases by Gender through August 9, 2020*, Mississippi



*Based on available data as of 6pm CT

Weekly High Case and High Incidence Counties

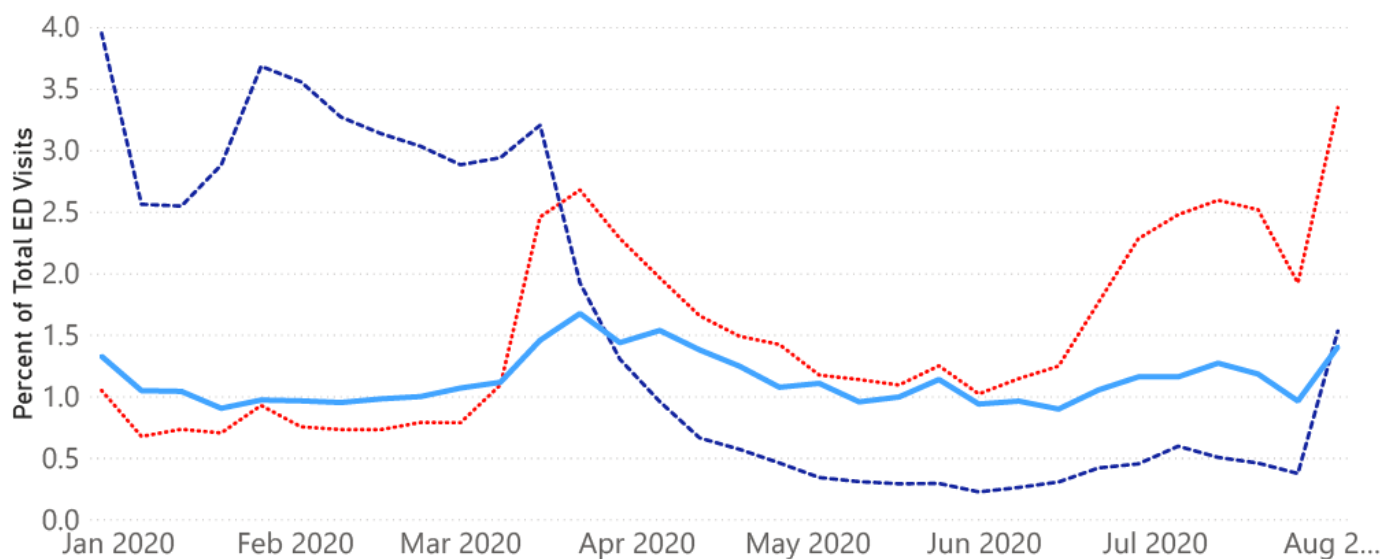
Tracking counties with recent high numbers of COVID-19 cases, adjusted for population, provides insight on where local outbreaks are most serious, and where protective measures should be increased. Coming soon are new weekly reports of counties with a high incidence of COVID-19 cases.

Syndromic Surveillance

Emergency department visits by those with symptoms characteristic of COVID-19, influenza and pneumonia, updated weekly.

Percentage of Emergency Department and Clinic visits for CLI, ILI, and Pneumonia Cases Weekly Statewide Summary, December 29, 2019 - August 2, 2020

..... COVID-19-Like Illness (CLI) - - - Influenza-Like Illness (ILI) — Pneumonia



*The graph represents syndromic surveillance data from emergency department visits, reported electronically by hospitals throughout the state, that are consistent with COVID-19-Like Illness (CLI), Influenza-Like Illness (ILI), and Pneumonia. Based on available data as of 6pm CT. Graph will be updated weekly.

Estimated Recoveries

Presumed COVID-19 cases recovered, estimated weekly (does not include cases still under investigation).

□

U.S. and World Cases

- ▶ [COVID-19 cases in the United States \(CDC\)](#)
- ▶ [U.S. COVID-19 Tracker \(CDC\)](#)
- ▶ [COVID-19 Global Case Map \(Johns Hopkins University\)](#)

COVID-19 Testing

Statewide Combined Testing as of August 7

COVID-19 testing providers around the state include commercial laboratories as well as hospital labs. Combined with testing done by the MSDH Public Health Laboratory, the figures provide a complete picture of all Mississippi testing.

PCR testing detects current, active COVID-19 infection in an individual.

Antibody (serology) testing identifies individuals with past COVID-19 infection based on antibodies they develop one to three weeks after infection.

	Total tests	PCR	Antibody
--	-------------	-----	----------

MSDH Public Health Laboratory	85,352	85,352	0
Other testing providers	424,260	407,034	17,226
Total tests for COVID-19 statewide	509,612	492,386	17,226

MSDH Individuals Tested as of August 9

MSDH Public Health Laboratory (MPHL) testing totals as of 3 p.m. These totals are for tests performed at the MPHL only.

Note: corrected figures as of 3:15 p.m. August 10

- Total individuals tested by the MPHL: **68,837**
- Total positive individuals from MPHL tests: **7,711**

Getting Tested for COVID-19

The MSDH Public Health Laboratory, its partners, and private providers are testing statewide for COVID-19.

Anyone with symptoms of fever, severe cough or severe chest pains – especially those who are older or in poor health – should make arrangements for testing with their doctor or one of the many healthcare providers now performing testing. Healthcare providers can assess your health history and symptoms, and perform testing for COVID-19 as needed. MSDH is also helping conduct free drive-up testing sites in many parts of the state. **Always call ahead to the testing provider for instructions on safely being examined before you visit for your test.**

► [Find a COVID-19 testing provider near you](#)

► [Video: A tour through COVID-19 testing at the MSDH Public Health Lab](#)

Prevention and Guidance for Individuals and the Community

► [Preventive steps to take, recommendations, guidance and general information on COVID-19](#)

Get health alerts and our free newsletter by e-mail: 

Last reviewed on Mar 5,

2020

[error on this](#)

[email page](#)

[print](#)

Related resources

► [Local COVID-19 Testing Providers](#)

► [COVID-19 Guidance and Prevention for Individuals and the Community](#)

Updated August 7, 2020

More topics

► [\[Espanol, Tieng Viet, ASL \]](#)

- ▶ [COVID-19 County Data](#)
- ▶ [COVID-19 Hospital Reports](#)
- ▶ [Diagnostic Testing EUA](#)
- ▶ [Handouts and Posters](#)
- ▶ [Healthcare Professionals](#)
- ▶ [Interactive Map and Charts](#)
- ▶ [Prevention and Safety Guidance](#)
- ▶ [Testing for COVID-19](#)

COVID-19



Keep your distance

Stay at least six feet apart from others in large groups.

[MORE PREVENTION TIPS](#)

AGENCY

[About Us](#)

[Administration](#)

[Board of Health](#)

[County Offices](#)

[Institutional Review](#)

[Jobs](#)

[Locations](#)

[Public Health Laboratory](#)

[RFPs/Grants](#)

[More »](#)

[Intranet](#)

[OHIT+ER Service Center](#)

[Webmail](#)

INFORMATION

[Apps](#)

[Calendar of Events](#)

[Contact Us](#)

[Meetings](#)

[Health Resources](#)

[Hotlines](#)

[Locations](#)

[News](#)

[Newsletter](#)

Phone Numbers

Español

I NEED A ...

[Birth Certificate](#)

[Certificate of Need](#)

[Children's Health Insurance](#)

[Complaint Form](#)

[Criminal History Check](#)

[Death Certificate](#)

[Divorce Record](#)

[Food Permit](#)

[Immunization Record](#)

[J-1 Visa](#)

[License Verification](#)

[Marriage Record](#)

[Professional License](#)

[Public Records Request](#)

[Wastewater Application](#)

PUBLICATIONS

[Annual Report](#)

[CON Weekly Reports](#)

[Health Facilities Directory](#)

[Mississippi Morbidity Reports](#)

[Public Health Report](#)

[State Health Plan](#)

[Strategic Plan](#)

[More »](#)

Mississippi State Department of Health • 570 East Woodrow Wilson Dr • Jackson, MS 39216 • 866-HLTHY4U • [Contact and information](#)

