



Coronavirus Disease 2019 (COVID-19)

Updated August 15, 2020

The national Centers for Disease Control and Prevention (CDC) and the Mississippi State Department of Health continue to closely monitor the outbreak of respiratory illnesses caused by the novel (new) coronavirus COVID-19, and are working to limit the spread of cases nationally and in Mississippi. MSDH is actively working with doctors and hospitals to quickly identify cases and respond effectively to limit this outbreak.



Home isolation is mandatory if you have tested positive for COVID-19 by [order of the State Health Officer](#). If you have been in contact with someone who has COVID-19, quarantine is also important to protect others.

► What you should do

If you are awaiting results of **routine testing** not related to exposure, you may [return to work](#) and follow the safety guidance of your employer.

Re-opening and visitation guidelines for nursing homes and selected other types of long-term care facilities [View documents »](#)

Healthcare Professionals

Guidance and more →

- [MSDH guidance](#)
- [Electronic reporting](#)
- [Specimens](#)
- [Lab dropoff](#)
- [CDC guidance](#)
- [MS-HAN Alerts](#)

[ALL HEALTHCARE](#)

Current Cases and Statistics

County and state data →

- [Current cases and deaths](#)
- [County data summaries](#)

- ▶ [Data charts and map](#)
- ▶ [Long-term care facilities](#)
- ▶ [Lab testing](#)
- ▶ [Recoveries](#)

[ALL STATISTICS](#)

Prevention, Safety and Testing

Personal and community →

- ▶ [Personal protection](#)
- ▶ [Gatherings and events](#)
- ▶ [Business and community](#)
- ▶ [School guidelines](#)
- ▶ [State agencies](#)
- ▶ [Getting tested](#)

[ALL PREVENTION](#)

Mississippi Coronavirus Hotline (7 days a week, 7 a.m.–7 p.m.): **877-978-6453**

Mississippi's hospital system is overloaded by the additional burden of COVID-19 patients. If we don't start making changes now, we'll be forced to make cruel calculations later about who gets the medical care they need, and who does not.

MSDH Guidelines for K-12 Reopening During COVID-19: Assessing risk, preventive measures, responding to outbreaks. [Document and resources »](#)

Report a restaurant not following COVID-19 safety orders : E-mail the details to food@msdh.ms.gov

Guide to executive orders: A summary of the latest COVID-19 Executive Orders from the Governor, organized by

who and what they apply to. [View the guide »](#)

Face coverings are required by order of the Governor for all Mississippians in [schools](#), businesses and indoor public spaces, and in outdoor public spaces where consistent social distancing is not possible. [Details and exceptions »](#)

General Information

► [Overview, questions and answers, handouts, and information in other languages](#)

COVID-19 in Mississippi

New Cases and Deaths as of August 14

NEW CASES

825

New COVID-19 positive test results reported to MSDH as of 6 p.m. yesterday.

NEW DEATHS

37

New COVID-19 related deaths reported to MSDH as of 6 p.m. yesterday.

County	Total
Copiah	1
Covington	1
Desoto	1
Grenada	1
Hinds	1
Jasper	1
Jones	1
Lamar	1
Lee	1
Leflore	1
Lowndes	2
Madison	2
Montgomery	2

County	Total
Neshoba	1
Oktibbeha	2
Pearl River	1
Prentiss	1
Simpson	4
Sunflower	1
Tishomingo	3
Union	1
Winston	1

* **6** confirmed COVID-19 related deaths occurred between July 30 and August 6, identified from death certificate reports. The additional deaths were reported in the following counties:

County	Total
Harrison	1
Hinds	1
Lauderdale	2
Perry	1
Union	1

LTC OUTBREAKS

173

Current outbreaks in long-term care facilities only. (See [LTC facility outbreak definition.](#))

About our case counts: We currently update our case totals each day based on test results from the previous day. Outside laboratories also report positive test results to us, which are included in our totals. Repeated tests for the same individual are counted only once. County case numbers and deaths may change as investigation finds new or additional information.

County COVID-19 Data

Race and Ethnicity

- [Total COVID-19 cases and deaths by county, race and ethnicity](#) PDF
Current and past data tables, updated daily

Trends and Data for Individual Counties

- [Weekly COVID-19 summaries for each Mississippi county](#)

High Cases and Incidence

- [Mississippi counties ranked by weekly cases and incidence](#)

Cumulative Cases and Deaths by County

Totals of all reported COVID-19 cases for 2020, including those in long-term care (LTC) facilities.

The numbers in this table are provisional. County case numbers and deaths may change as investigation finds new or additional information. The data provided below is the most current available.

County	Total Cases	Total Deaths	Total LTC Facility Cases	Total LTC Facility Deaths
Adams	664	28	46	12
Alcorn	451	5	10	1
Amite	246	6	14	2
Attala	549	25	89	20
Benton	165	1	2	0
Bolivar	1219	40	62	11
Calhoun	433	9	23	4
Carroll	265	11	45	9
Chickasaw	508	19	36	11
Choctaw	141	4	0	0
Claiborne	414	14	43	9
Clarke	368	28	31	9
Clay	417	14	2	1
Coahoma	812	13	45	2
Copiah	986	30	30	4
Covington	656	16	7	3
De Soto	3888	34	45	7
Forrest	1905	57	102	32
Franklin	150	2	3	1
George	637	9	5	2
Greene	275	13	35	6
Grenada	866	27	80	15
Hancock	422	15	8	4
Harrison	2755	37	147	15
Hinds	5878	128	289	55
Holmes	945	50	97	20
Humphreys	310	12	20	6
Issaquena	27	2	0	0
Itawamba	422	10	40	7
Total	71,755	2,080	4,290	892

County	Total Cases	Total Deaths	Total LTC Facility Cases	Total LTC Facility Deaths
Jackson	2449	47	74	7
Jasper	424	11	1	0
Jefferson	198	8	8	2
Jefferson Davis	253	6	3	1
Jones	1978	64	173	35
Kemper	248	14	38	9
Lafayette	1062	21	89	16
Lamar	1284	19	8	3
Lauderdale	1488	98	212	57
Lawrence	341	8	13	1
Leake	811	27	4	0
Lee	1700	43	98	20
Leflore	976	70	184	44
Lincoln	871	44	124	28
Lowndes	1136	42	88	26
Madison	2538	74	206	37
Marion	707	21	47	6
Marshall	766	10	17	2
Monroe	868	55	146	44
Montgomery	365	10	4	4
Neshoba	1328	96	109	36
Newton	587	12	10	1
Noxubee	482	12	17	4
Oktibbeha	1171	41	178	27
Panola	1139	18	9	1
Pearl River	596	41	57	16
Perry	256	8	0	0
Pike	977	38	73	19
Pontotoc	884	9	6	1
Prentiss	497	11	30	3
Quitman	278	1	0	0
Rankin	2411	41	112	10
Scott	1029	21	15	3
Total	71,755	2,080	4,290	892

County	Total Cases	Total Deaths	Total LTC Facility Cases	Total LTC Facility Deaths
Sharkey	215	7	42	6
Simpson	852	36	63	17
Smith	421	13	54	8
Stone	249	6	23	2
Sunflower	1106	29	25	6
Tallahatchie	565	11	9	2
Tate	768	30	33	12
Tippah	434	14	1	0
Tishomingo	467	12	36	5
Tunica	375	8	12	2
Union	761	19	38	11
Walthall	525	22	65	11
Warren	1173	37	98	18
Washington	1811	46	61	15
Wayne	808	21	58	10
Webster	257	13	52	11
Wilkinson	233	14	8	4
Winston	652	18	40	11
Yalobusha	324	10	35	7
Yazoo	887	14	28	3
Total	71,755	2,080	4,290	892

Case Classifications

Mississippi investigates and reports both probable and confirmed cases and deaths according to the [CSTE case definition](#).

	Confirmed	Probable	Total
Cases	70,047	1,708	71,755
Deaths	2,000	80	2,080

Confirmed cases and deaths are generally determined by positive PCR tests, which detect the presence of ongoing coronavirus infection.

Probable cases are those who test positive by other testing methods such as antibody or antigen, and have recent symptoms consistent with COVID-19, indicating a recent infection.

Probable deaths are those individuals with a designation of COVID-19 as a cause of death on the death certificate, but where no confirmatory testing was performed.

Long-Term Care Facility Cases and Outbreaks

Long-term care (LTC) facilities like nursing homes are considered high risk locations because their residents are older or in poor health. A single confirmed COVID-19 infection in an LTC facility resident, or more than one infection in employees or staff in a 14-day period constitutes an outbreak. Residential care facilities also represent group living facilities where COVID-19 can be easily spread. We investigate residents, staff and close contacts of infected individuals for possible exposure.

► [Mississippi COVID-19 cases and deaths in long-term care facilities](#) PDF

Long-term care facilities include nursing homes, personal care homes, assisted living homes, and intermediate care facilities for individuals with intellectual disability (ICF-IID)

► [Mississippi COVID-19 cases and deaths in residential care facilities](#) PDF

Residential care facilities include psychiatric or chemical dependency residential treatment centers and long-term acute care facilities.

Active Outbreaks

The table of active outbreaks lists all facilities that have reported a current COVID-19 outbreak. Resident and employee totals are for those cases associated with the current outbreak **only**. The reported deaths are those which have occurred only among the cases in the current outbreak.

► [Mississippi long-term care facilities with active COVID-19 outbreaks](#) PDF

Updated August 14, 2020

Mississippi COVID-19 Data Charts and Map

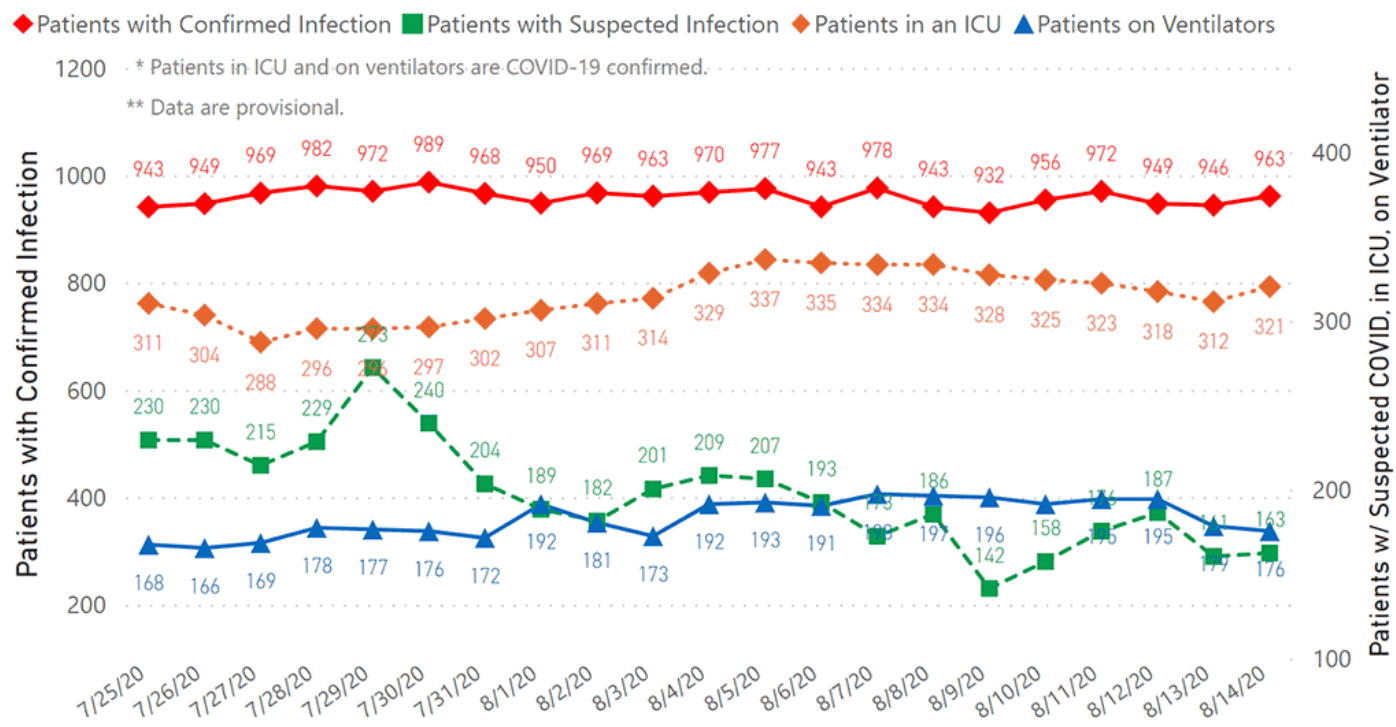
All data reports below are updated as they become available. Updates are made daily except where noted.

Hospitalizations and Bed Availability

► [Interactive chart of hospitalizations by date](#)

► **NEW:** [Interactive chart of local and state hospital bed availability](#)

COVID-19 Hospitalizations Reported by MS Hospitals, 7/25/20-8/14/20 *,**



Cases and Deaths Data Charts

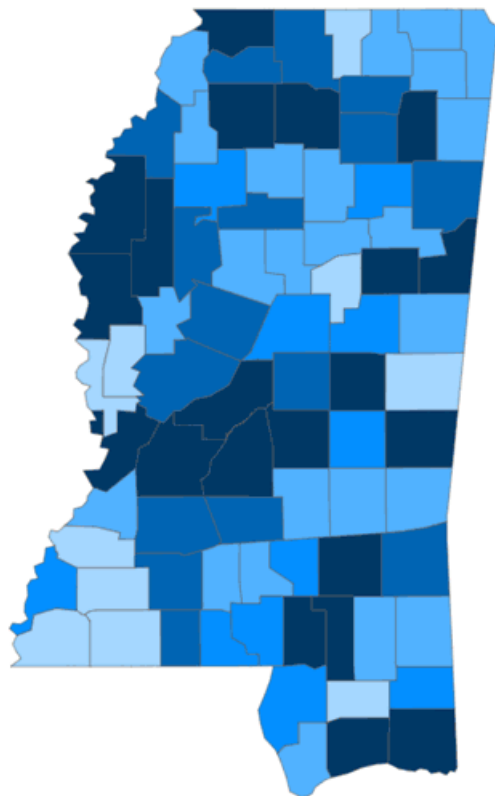
Our state case map and other data charts are also available in interactive form.

- [View interactive map](#)
- [View interactive epidemiological trend and syndromic surveillance](#)

The charts below are based on available data at the time of publication. Charts do **not** include cases where insufficient details of the case are known.

Mississippi COVID-19
Cases and Deaths by Race with Ethnicity
as of 6 pm CT, August 14, 2020

Total Cases
71,755



	American Indian or Alaska Native	Asian	Black	White	Other	Unknown
Non Hispanic	452	192	24,028	18,104	792	325
Hispanic	14	9	88	607	1,472	88
Unknown Ethnicity	768	56	6,013	4,827	4,398	9,522

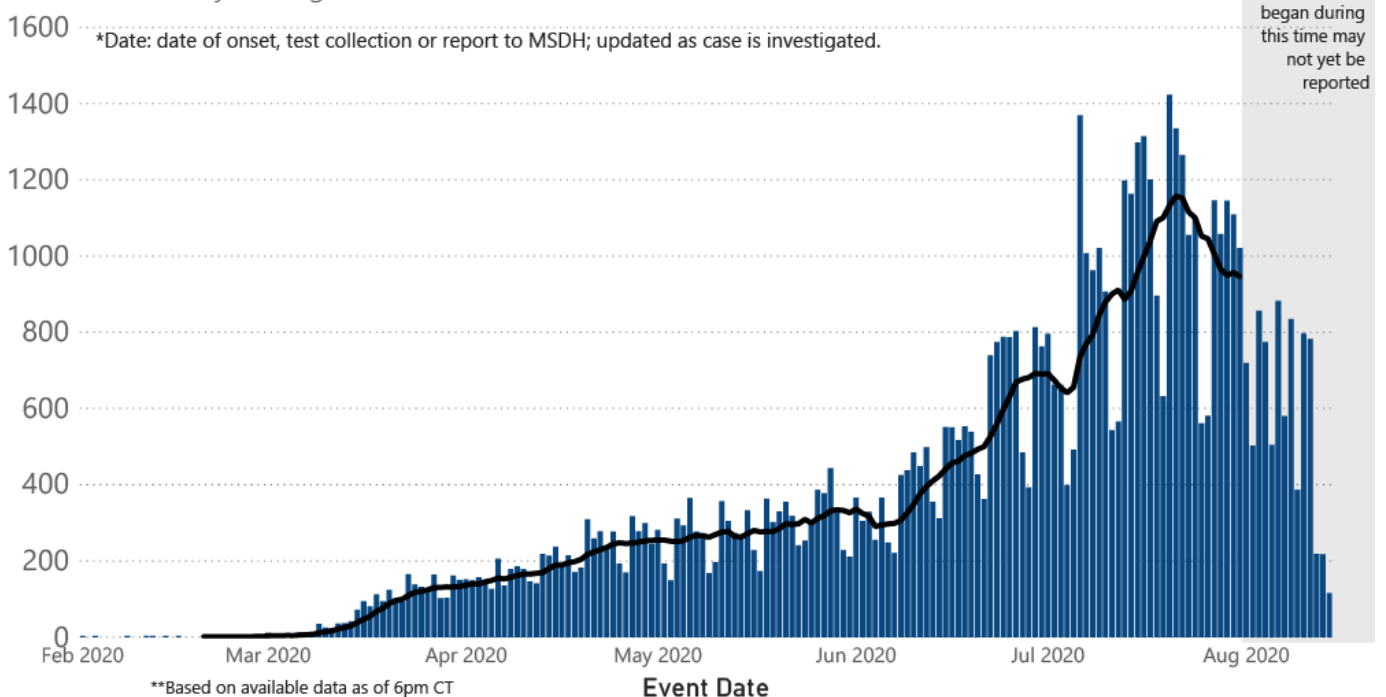
Total Deaths
2,080

	American Indian or Alaska Native	Asian	Black	White	Other	Unknown
Non Hispanic	62	0	926	808	11	1
Hispanic	1	0	2	15	12	2
Unknown Ethnicity	20	1	82	90	17	30

COVID-19 Cases by Date* through August 14, 2020**, Mississippi

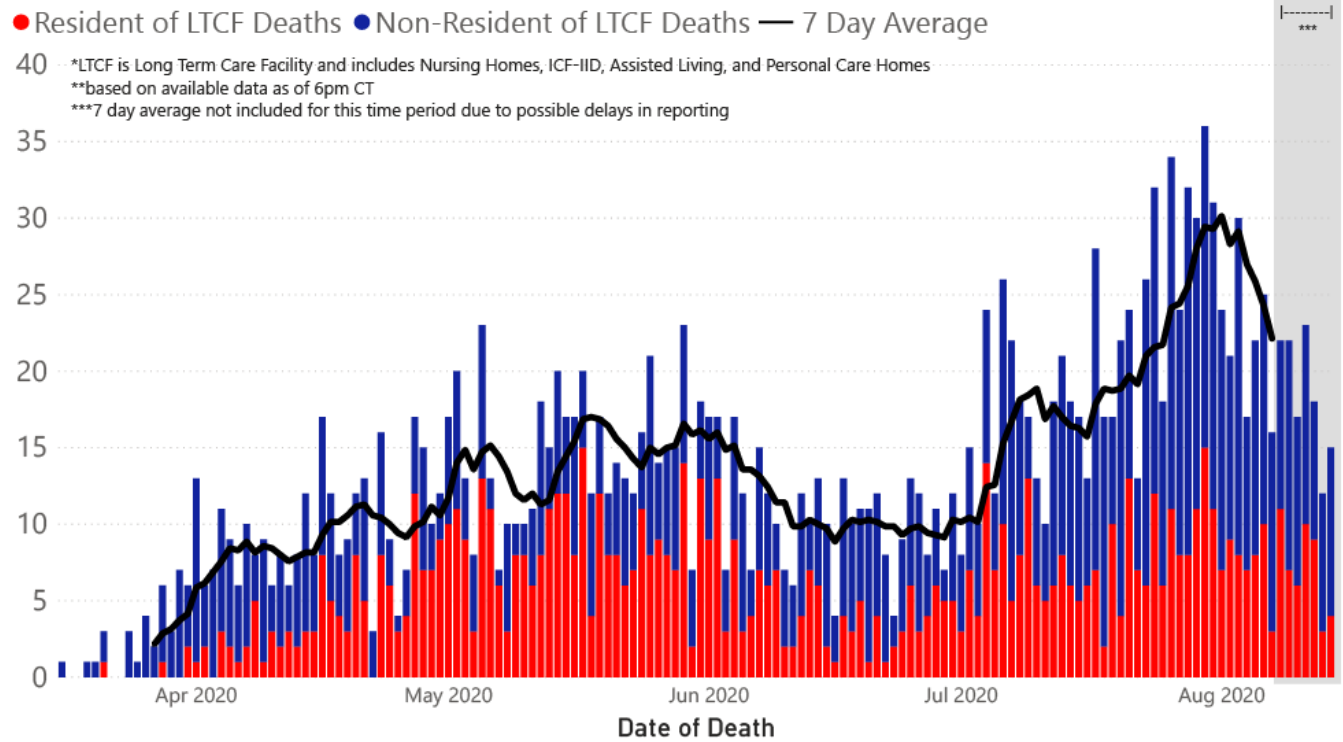
● Cases — 7 Day Average

*Date: date of onset, test collection or report to MSDH; updated as case is investigated.

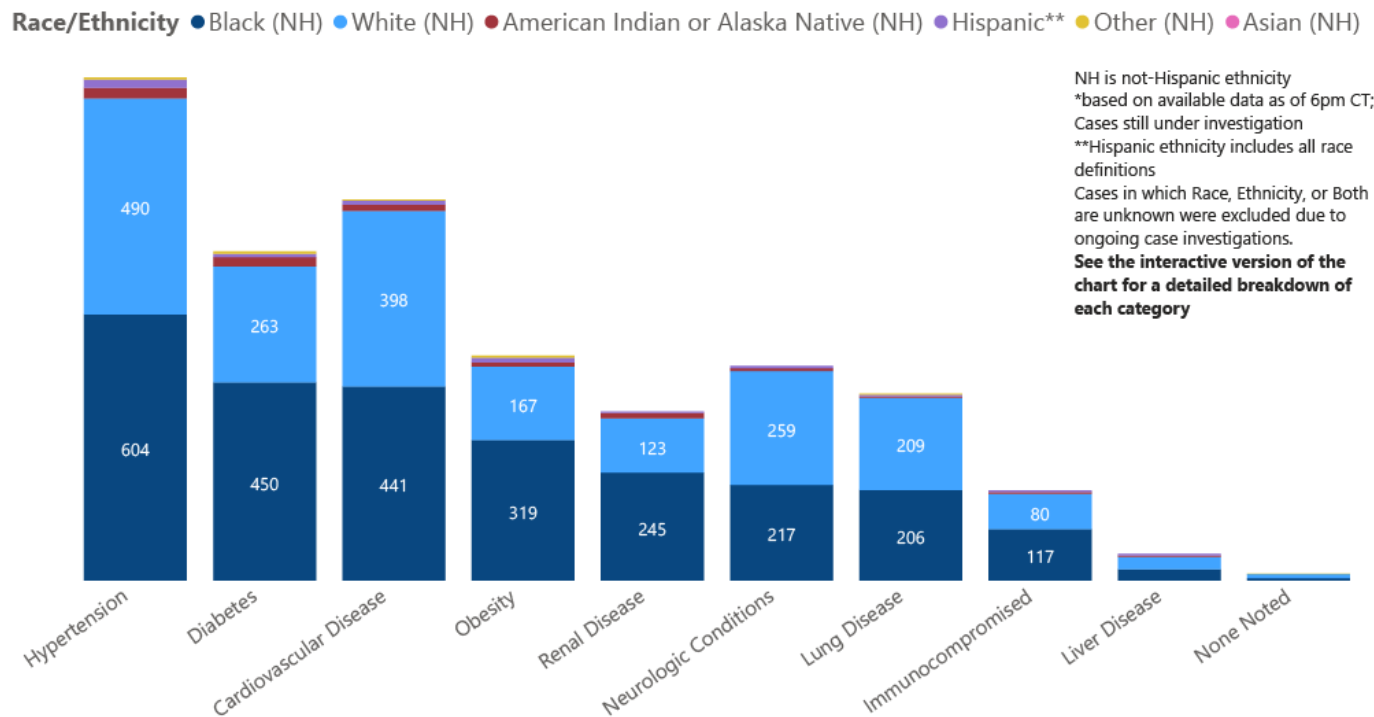


Note: Values up to two weeks in the past on the chart of Cases by Date above can change as we update it with new information from disease investigation.

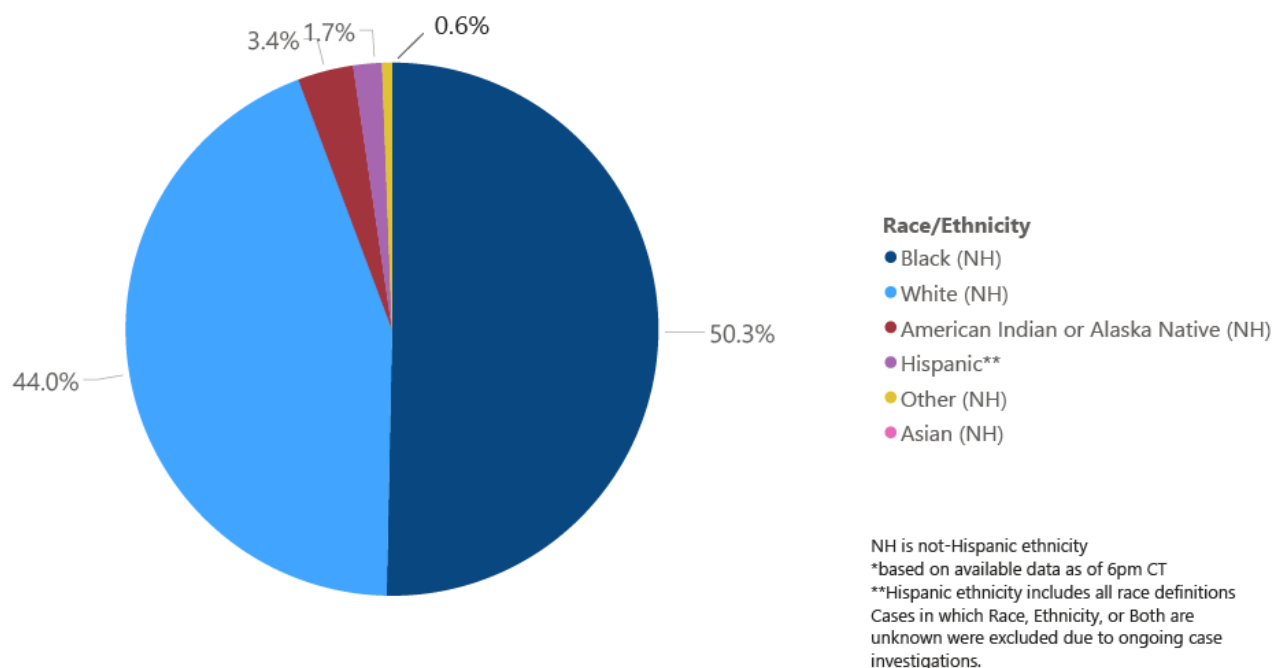
COVID-19 LTCF* and Non-LTCF Deaths by Date of Death through August 14, 2020**, Mississippi



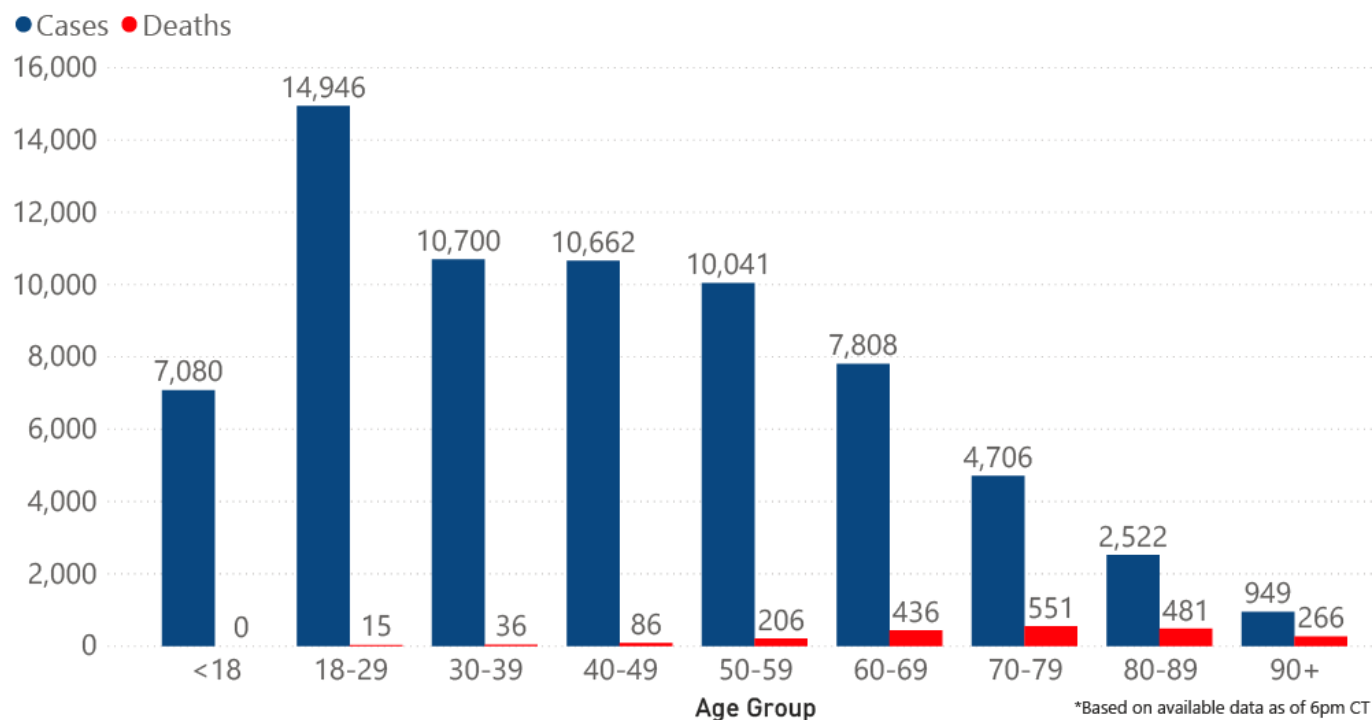
COVID-19 Underlying Conditions in Deaths by Race/Ethnicity through August 14, 2020*, Mississippi



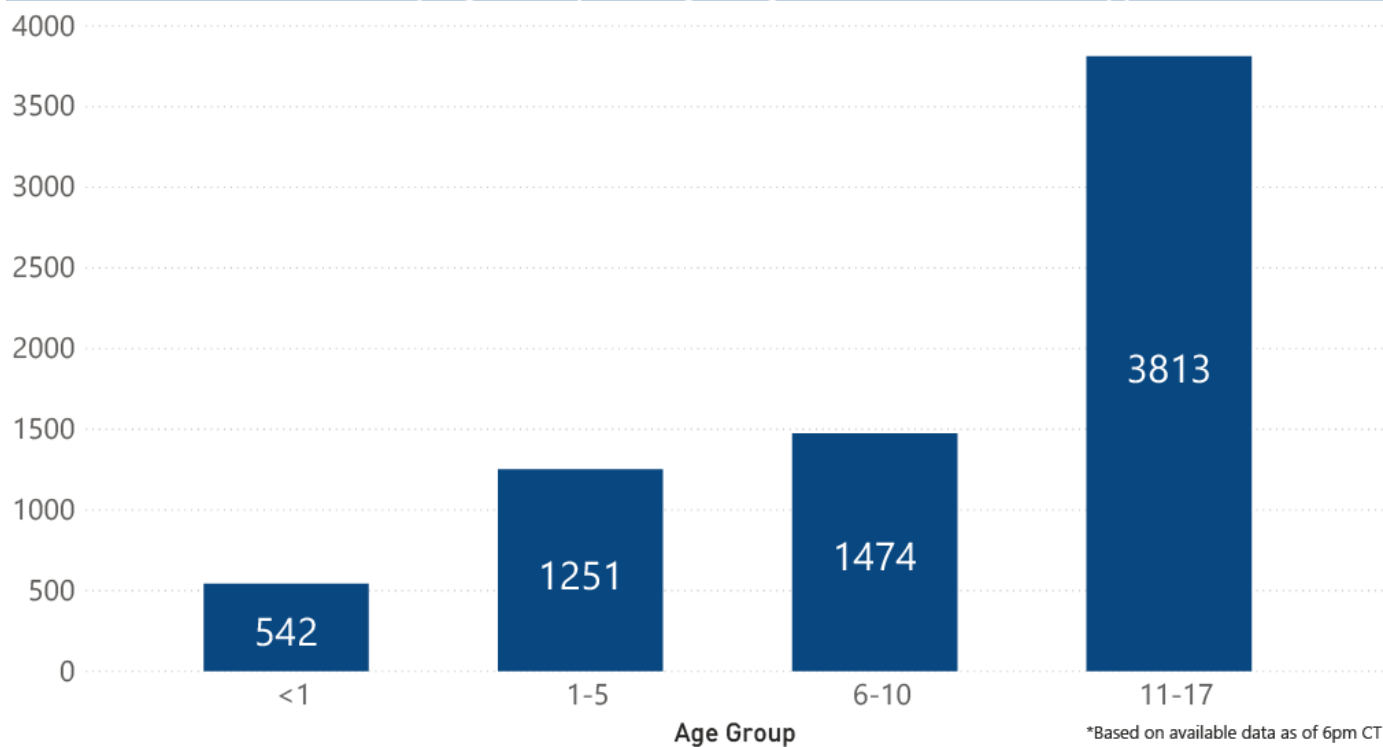
COVID-19 Deaths by Race/Ethnicity through August 14, 2020*, Mississippi



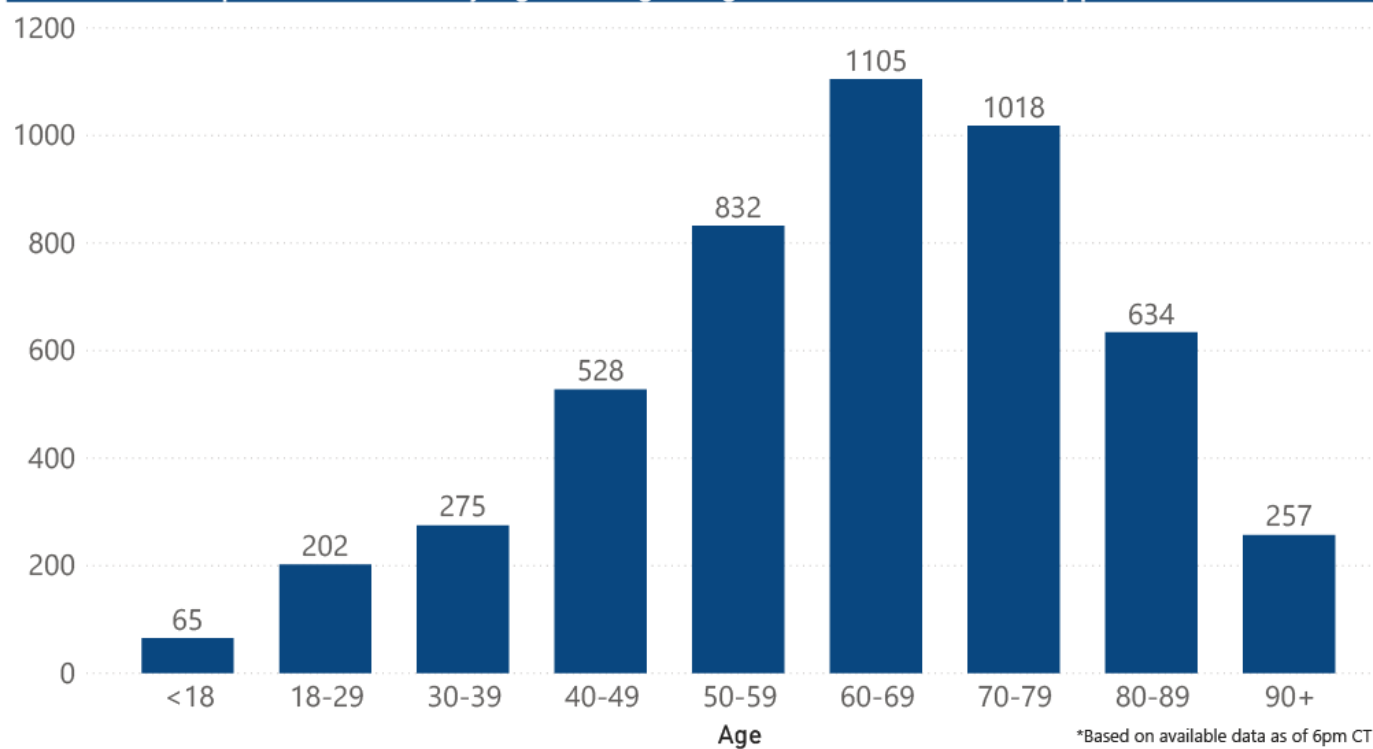
COVID-19 Cases and Deaths by Age Group through August 14, 2020*, Mississippi



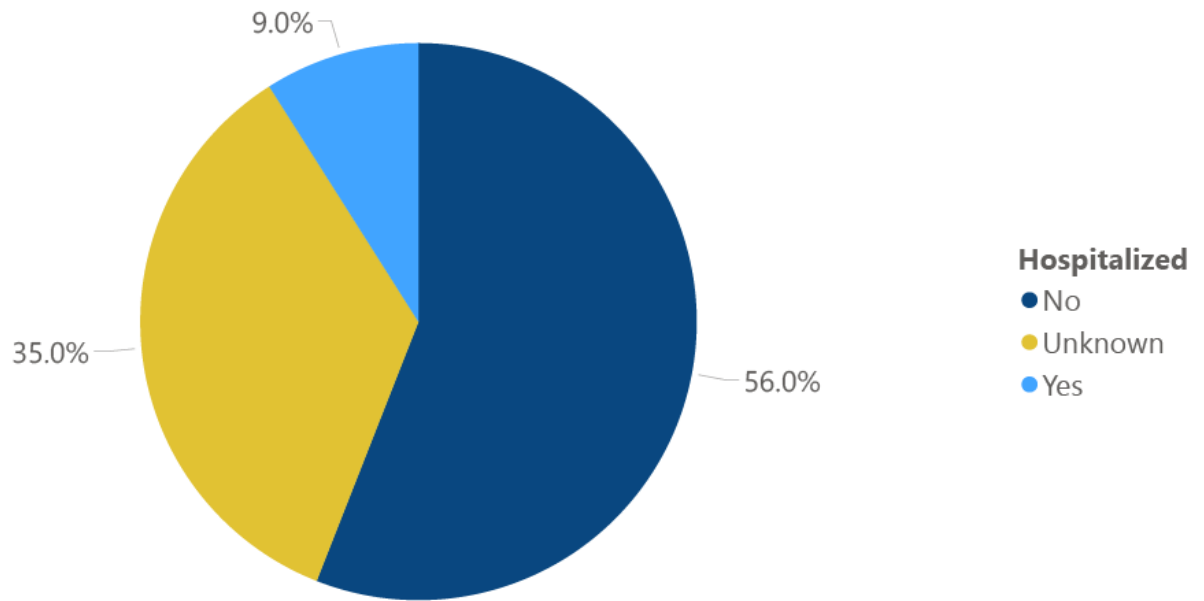
COVID-19 Pediatric Cases by Age Group through August 14, 2020*, Mississippi



COVID-19 Hospitalized Cases by Age through August 14, 2020*, Mississippi



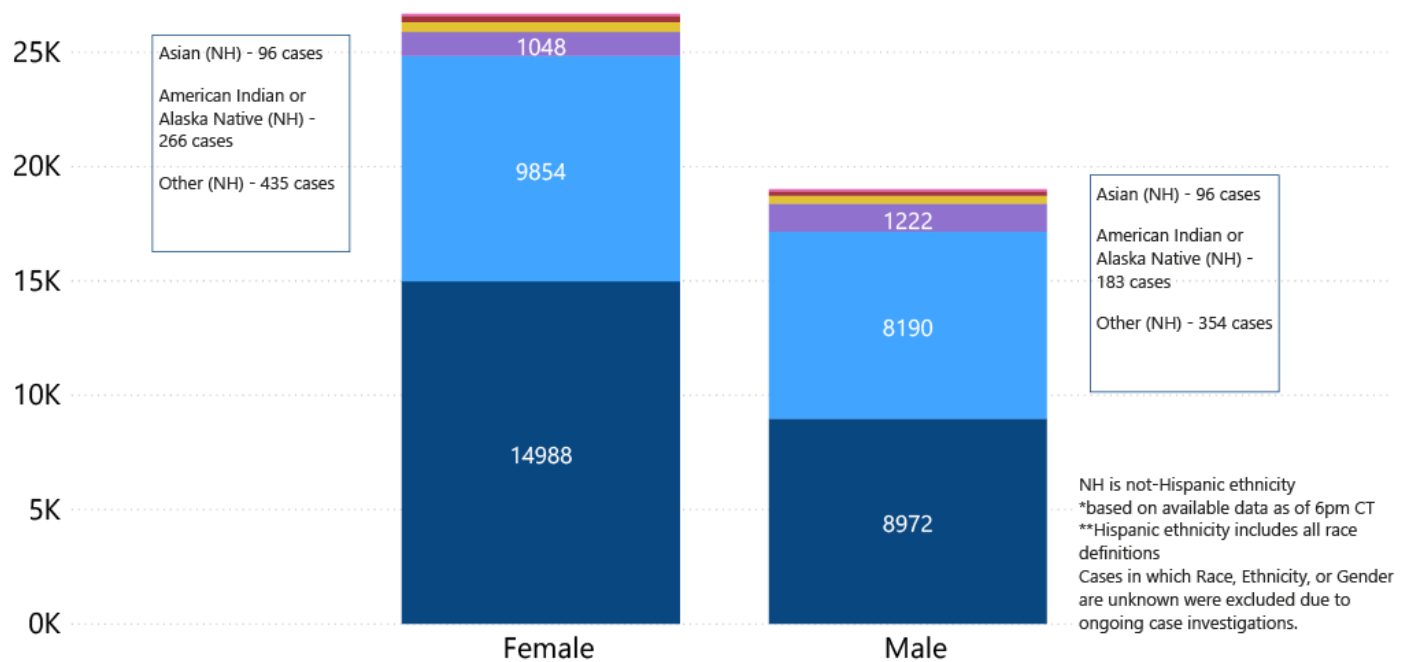
COVID-19 Cumulative Hospitalizations-Investigated Cases August 14, 2020 *



* N=54,619; 17,136 cases excluded due to ongoing investigations, based on available data as of 6 pm CT

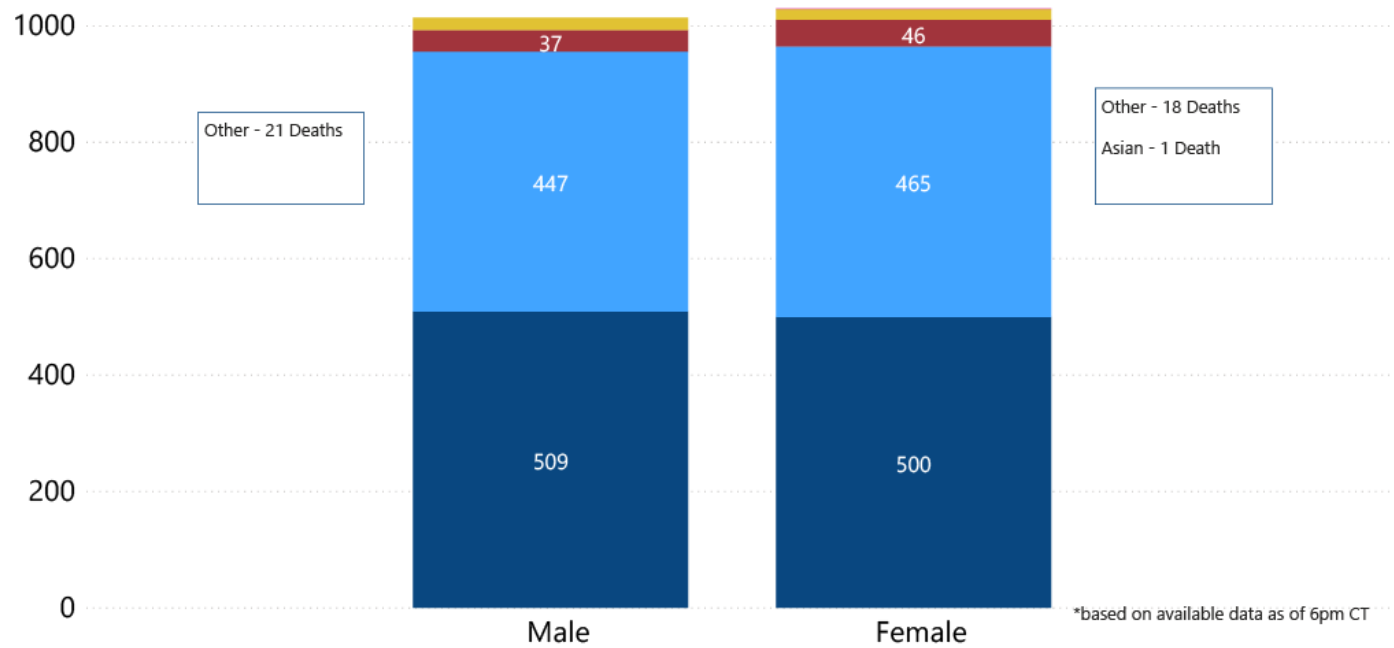
COVID-19 Cases by Race/Ethnicity and Gender through August 14, 2020*, Mississippi

Race/Ethnicity ● Black (NH) ● White (NH) ● Hispanic** ● Other (NH) ● American Indian or Alaska Native (NH) ● Asian (NH)

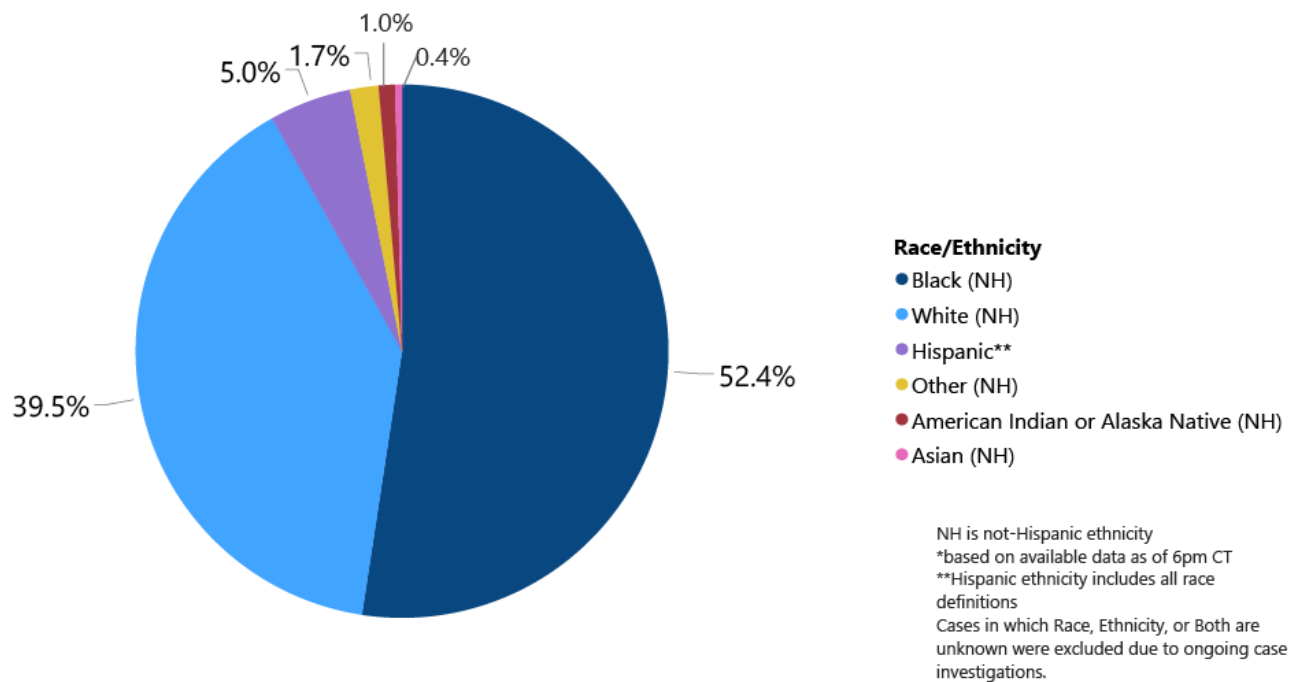


COVID-19 Deaths by Race and Gender through August 14, 2020*, Mississippi

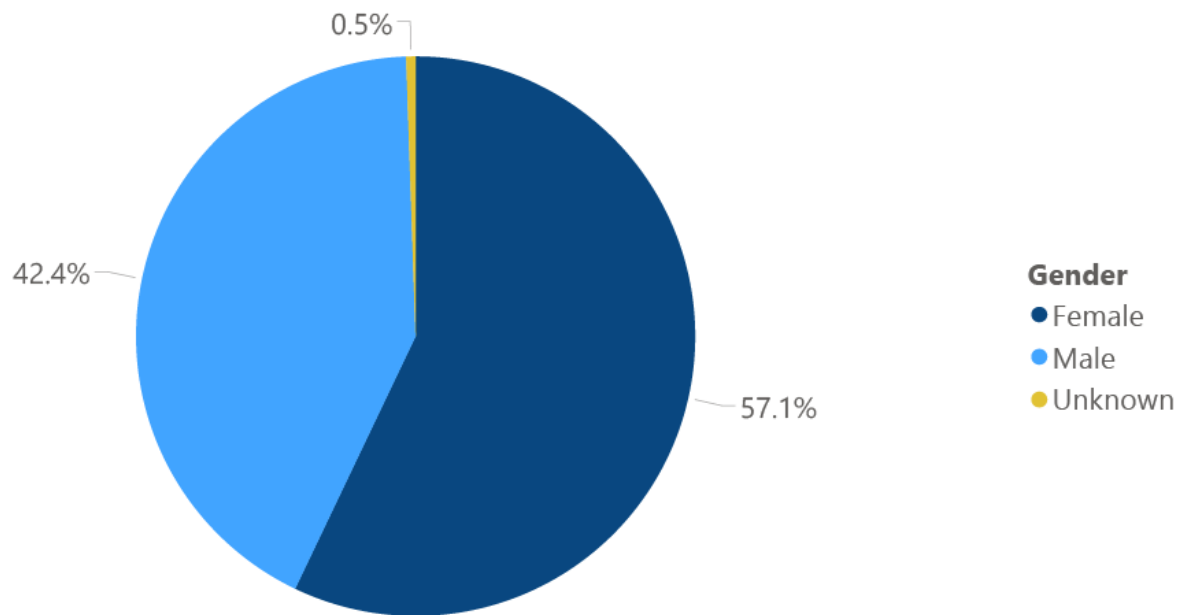
Race ● Black ● White ● American Indian or Alaska Native ● Other ● Asian



COVID-19 Cases by Race/Ethnicity through August 14, 2020*, Mississippi



COVID-19 Cases by Gender through August 14, 2020*, Mississippi



Weekly High Case and High Incidence Counties

Tracking counties with recent high numbers of COVID-19 cases, adjusted for population, provides insight on where local outbreaks are most serious, and where protective measures should be increased. For more accurate reporting, these weekly charts include sample collection dates only up to seven days in the past to allow for case investigation and delays in lab test reports.

Cases counts in these charts is based on the date of testing, not the date the test result was reported, and include only those cases where the date of testing is known.

They rank counties by weekly cases, and by incidence (cases proportional to population). A separate table ranking all counties is also available. **All tables updated weekly.**

► [Full tables of counties ranked by weekly incidence and cases](#) PDF

COVID-19 High Case MS Counties Over 1 Week Period (July 27-August 2, 2020*)

County	Cases (July 27-August 2)	Cases per 100,000 (July 27-August 2)	Cases to Date	Cases per 100,000 Total	Percent Change
HINDS	379	163.5	5700	2458.6	7%
DESOTO	240	129.8	3710	2006.0	7%
HARRISON	235	112.9	2601	1250.0	10%
LEE	186	217.7	1521	1780.3	14%
JACKSON	183	127.4	2314	1611.2	9%
JONES	170	249.6	1931	2835.6	10%
RANKIN	155	99.8	2307	1485.8	7%
MADISON	146	137.4	2455	2310.1	6%
PANOLA	142	415.3	1068	3123.5	15%
BOLIVAR	141	460.4	1136	3709.0	14%
FORREST	126	168.2	1826	2438.0	7%
TALLAHATCHIE	118	854.5	541	3917.7	28%

*based on available data as of 6pm CT

Cases based on test date. Cases without test date excluded due to ongoing investigations.

Table will be updated weekly. A one week lag is used for reporting.

COVID-19 High Incidence MS Counties Over 1 Week Period (July 27-August 2, 2020*)

County	Cases (July 27-August 2)	Cases per 100,000 (July 27-August 2)	Cases to Date	Cases per 100,000 Total	Percent Change
SHARKEY	61	1411.7	204	4721.1	43%
TALLAHATCHIE	118	854.5	541	3917.7	28%
QUITMAN	41	603.7	269	3960.5	18%
TUNICA	50	519.1	358	3716.8	16%
MONTGOMERY	46	470.6	329	3365.7	16%
BOLIVAR	141	460.4	1136	3709.0	14%
WINSTON	79	440.0	629	3503.2	14%
PANOLA	142	415.3	1068	3123.5	15%
COAHOMA	85	384.2	781	3530.1	12%
TISHOMINGO	74	381.8	437	2254.6	20%
ISSAQUENA	5	376.8	27	2034.7	23%
NOXUBEE	39	374.4	461	4425.5	9%

*based on available data as of 6pm CT

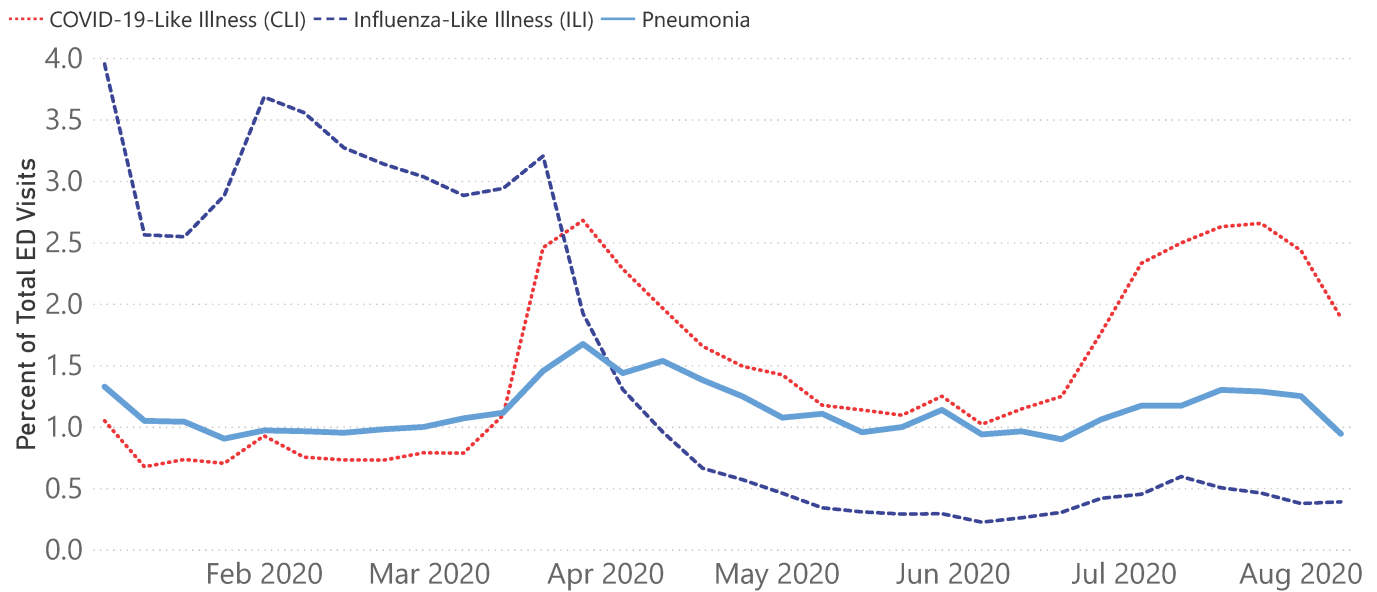
Cases based on test date. Cases without test date excluded due to ongoing investigations.

Table will be updated weekly. A one week lag is used for reporting.

Syndromic Surveillance

Emergency department visits by those with symptoms characteristic of COVID-19, influenza and pneumonia, updated weekly.

Percentage of Emergency Department and Clinic visits for CLI, ILI, and Pneumonia Cases Weekly Statewide Summary, January 4, 2020 - August 8, 2020



*The graph represents syndromic surveillance data from emergency department visits, reported electronically by hospitals throughout the state, that are consistent with COVID-19-Like Illness (CLI), Influenza-Like Illness (ILI), and Pneumonia. Based on available data as of 6pm CT. Graph will be updated weekly.

Estimated Recoveries

Presumed COVID-19 cases recovered, estimated weekly (does not include cases still under investigation).

COVID-19 Presumed Recovered Cases through August 9, 2020, Mississippi

49,836
Presumed Recovered*

*Reflects Provisional Estimates. Presumed Recovered if:

- 1) It has been 14 days or more since the case tested positive, if they were not hospitalized
- 2) It has been 21 days or more since the case tested positive, if they were hospitalized or hospitalization was unknown.

All deaths excluded. Presumed recovered counts will be updated weekly.

U.S. and World Cases

- ▶ [COVID-19 cases in the United States \(CDC\)](#)
- ▶ [U.S. COVID-19 Tracker \(CDC\)](#)
- ▶ [COVID-19 Global Case Map \(Johns Hopkins University\)](#)

COVID-19 Testing

Statewide Combined Testing as of August 14

COVID-19 testing providers around the state include commercial laboratories as well as hospital labs. Combined with testing done by the MSDH Public Health Laboratory, the figures provide a complete picture of all Mississippi testing.

PCR testing detects current, active COVID-19 infection in an individual.

Antibody (serology) testing identifies individuals with past COVID-19 infection based on antibodies they develop one to three weeks after infection.

	Total tests	PCR	Antibody
MSDH Public Health Laboratory	89,995	89,995	0
Other testing providers	446,315	428,062	18,253
Total tests for COVID-19 statewide	536,310	518,057	18,253

MSDH Individuals Tested as of August 14

MSDH Public Health Laboratory (MPHL) testing totals as of 3 p.m. These totals are for tests performed at the MPHL only.

- Total individuals tested by the MPHL: **70464**
- Total positive individuals from MPHL tests: **7,899**

Getting Tested for COVID-19

The MSDH Public Health Laboratory, its partners, and private providers are testing statewide for COVID-19.

Anyone with symptoms of fever, severe cough or severe chest pains – especially those who are older or in poor health – should make arrangements for testing with their doctor or one of the many healthcare providers now performing testing. Healthcare providers can assess your health history and symptoms, and perform testing for COVID-19 as needed. MSDH is also helping conduct free drive-up testing sites in many parts of the state. **Always call ahead to the testing provider for instructions on safely being examined before you visit for your test.**

- ▶ [Find a COVID-19 testing provider near you](#)

- ▶ [Video: A tour through COVID-19 testing at the MSDH Public Health Lab](#)

Prevention and Guidance for Individuals and the Community

- ▶ [Preventive steps to take, recommendations, guidance and general information on COVID-19](#)

Get weekly restaurant inspections and more by e-mail:



Last reviewed on Mar 5,

2020

[error on this](#)

[email page](#)

[print](#)

Related resources

- ▶ [Local COVID-19 Testing Providers](#)
- ▶ [COVID-19 Guidance and Prevention for Individuals and the Community](#)
Updated August 13, 2020

More topics

- ▶ [\[Espanol, Tieng Viet, ASL \]](#)
- ▶ [COVID-19 County Data](#)
- ▶ [COVID-19 Hospital Reports](#)
- ▶ [Diagnostic Testing EUA](#)
- ▶ [Handouts and Posters](#)
- ▶ [Healthcare Professionals](#)
- ▶ [Interactive Map and Charts](#)
- ▶ [Prevention and Safety Guidance](#)
- ▶ [Testing for COVID-19](#)

Over 65?

**Stay Home.
Stay Safe.
Stay Healthy.**

[LEARN MORE](#)



AGENCY

[About Us](#)

[Administration](#)

[Board of Health](#)

[County Offices](#)

[Institutional Review](#)

[Jobs](#)

[Locations](#)

[Public Health Laboratory](#)

[RFPs/Grants](#)

[More »](#)

[Intranet](#)
[OHIT+ER Service Center](#)
[Webmail](#)

INFORMATION

[Apps](#)
[Calendar of Events](#)
[Contact Us](#)
[Meetings](#)
[Health Resources](#)
[Hotlines](#)
[Locations](#)
[News](#)
[Newsletter](#)
[Phone Numbers](#)
[Español](#)

I NEED A ...

[Birth Certificate](#)
[Certificate of Need](#)
[Children's Health Insurance](#)
[Complaint Form](#)
[Criminal History Check](#)
[Death Certificate](#)
[Divorce Record](#)
[Food Permit](#)
[Immunization Record](#)
[J-1 Visa](#)
[License Verification](#)
[Marriage Record](#)
[Professional License](#)
[Public Records Request](#)
[Wastewater Application](#)

PUBLICATIONS

[Annual Report](#)
[CON Weekly Reports](#)
[Health Facilities Directory](#)
[Mississippi Morbidity Reports](#)
[Public Health Report](#)
[State Health Plan](#)
[Strategic Plan](#)

[More »](#)

