



Coronavirus Disease 2019 (COVID-19)

Updated August 17, 2020

The national Centers for Disease Control and Prevention (CDC) and the Mississippi State Department of Health continue to closely monitor the outbreak of respiratory illnesses caused by the novel (new) coronavirus COVID-19, and are working to limit the spread of cases nationally and in Mississippi. MSDH is actively working with doctors and hospitals to quickly identify cases and respond effectively to limit this outbreak.



Home isolation is mandatory if you have tested positive for COVID-19 by [order of the State Health Officer](#). If you have been in contact with someone who has COVID-19, quarantine is also important to protect others.

► What you should do

If you are awaiting results of **routine testing** not related to exposure, you may [return to work](#) and follow the safety guidance of your employer.

Re-opening and visitation guidelines for nursing homes and selected other types of long-term care facilities [View documents »](#)

Healthcare Professionals

Guidance and more →

- [MSDH guidance](#)
- [Electronic reporting](#)
- [Specimens](#)
- [Lab dropoff](#)
- [CDC guidance](#)
- [MS-HAN Alerts](#)

[ALL HEALTHCARE](#)

Current Cases and Statistics

County and state data →

- [Current cases and deaths](#)
- [County data summaries](#)

- ▶ [Data charts and map](#)
- ▶ [Long-term care facilities](#)
- ▶ [Lab testing](#)
- ▶ [Recoveries](#)

[ALL STATISTICS](#)

Prevention, Safety and Testing

Personal and community →

- ▶ [Personal protection](#)
- ▶ [Gatherings and events](#)
- ▶ [Business and community](#)
- ▶ [School guidelines](#)
- ▶ [State agencies](#)
- ▶ [Getting tested](#)

[ALL PREVENTION](#)

Mississippi Coronavirus Hotline (7 days a week, 7 a.m.–7 p.m.): **877-978-6453**

Mississippi's hospital system is overloaded by the additional burden of COVID-19 patients. If we don't start making changes now, we'll be forced to make cruel calculations later about who gets the medical care they need, and who does not.

MSDH Guidelines for K-12 Reopening During COVID-19: Assessing risk, preventive measures, responding to outbreaks. [Document and resources »](#)

Report a restaurant not following COVID-19 safety orders: E-mail the details to food@msdh.ms.gov

Guide to executive orders: A summary of the latest COVID-19 Executive Orders from the Governor, organized by

who and what they apply to. [View the guide »](#)

Face coverings are required by order of the Governor for all Mississippians in [schools](#), businesses and indoor public spaces, and in outdoor public spaces where consistent social distancing is not possible. [Details and exceptions »](#)

General Information

► [Overview, questions and answers, handouts, and information in other languages](#)

COVID-19 in Mississippi

New Cases and Deaths as of August 16

NEW CASES

276

New COVID-19 positive test results reported to MSDH as of 6 p.m. yesterday.

NEW DEATHS

11

New COVID-19 related deaths reported to MSDH as of 6 p.m. yesterday.

County	Total
George	1
Hancock	1
Harrison	1
Jefferson Davis	1
Lamar	2
Marion	1
Oktibbeha	1
Pearl River	1

* **2** confirmed COVID-19 related deaths occurred between July 26 and July 27, identified from death certificate reports. The additional deaths were reported in the following counties:

County	Total
Hinds	1
Tunica	1

LTC OUTBREAKS

174

Current outbreaks in long-term care facilities only. (See [LTC facility outbreak definition](#).)

About our case counts: We currently update our case totals each day based on test results from the previous day. Outside laboratories also report positive test results to us, which are included in our totals. Repeated tests for the same individual are counted only once. County case numbers and deaths may change as investigation finds new or additional information.

County COVID-19 Data

Race and Ethnicity

- ▶ [Total COVID-19 cases and deaths by county, race and ethnicity](#) PDF
Current and past data tables, updated daily

Trends and Data for Individual Counties

- ▶ [Weekly COVID-19 summaries for each Mississippi county](#)

High Cases and Incidence

- ▶ [Mississippi counties ranked by weekly cases and incidence](#)

Cumulative Cases and Deaths by County

Totals of all reported COVID-19 cases for 2020, including those in long-term care (LTC) facilities.

The numbers in this table are provisional. County case numbers and deaths may change as investigation finds new or additional information. The data provided below is the most current available.

County	Total Cases	Total Deaths	Total LTC Facility Cases	Total LTC Facility Deaths
Adams	669	28	46	12
Alcorn	457	5	10	1
Amite	249	6	14	2
Attala	551	25	90	20
Benton	167	1	2	0
Bolivar	1224	40	71	11
Calhoun	435	9	23	4
Total	72,412	2,095	4,411	897

County	Total Cases	Total Deaths	Total LTC Facility Cases	Total LTC Facility Deaths
Carroll	268	11	45	9
Chickasaw	513	19	36	11
Choctaw	141	4	0	0
Claiborne	414	14	43	9
Clarke	372	28	31	9
Clay	420	14	2	1
Coahoma	830	13	73	2
Copiah	987	30	30	4
Covington	666	16	7	3
De Soto	3913	34	45	7
Forrest	1924	57	104	32
Franklin	153	2	3	1
George	639	10	5	2
Greene	276	13	35	6
Grenada	870	27	80	15
Hancock	432	16	8	4
Harrison	2804	38	148	15
Hinds	5917	129	302	56
Holmes	957	50	97	20
Humphreys	313	12	20	6
Issaquena	28	2	0	0
Itawamba	427	10	46	8
Jackson	2482	47	74	7
Jasper	432	11	1	0
Jefferson	198	8	8	2
Jefferson Davis	255	7	3	1
Jones	2002	65	173	35
Kemper	251	14	38	9
Lafayette	1072	21	91	16
Lamar	1297	22	8	3
Lauderdale	1497	98	212	57
Lawrence	342	8	17	1
Leake	813	27	4	0
Total	72,412	2,095	4,411	897

County	Total Cases	Total Deaths	Total LTC Facility Cases	Total LTC Facility Deaths
Lee	1737	43	99	20
Leflore	998	70	184	44
Lincoln	879	45	124	28
Lowndes	1140	42	90	26
Madison	2556	74	214	37
Marion	713	22	47	6
Marshall	770	10	18	2
Monroe	883	55	147	44
Montgomery	369	10	5	3
Neshoba	1328	96	109	36
Newton	588	12	10	1
Noxubee	486	12	17	4
Oktibbeha	1183	42	179	28
Panola	1143	18	9	1
Pearl River	613	42	58	17
Perry	262	8	0	0
Pike	984	38	73	19
Pontotoc	892	9	6	1
Prentiss	498	11	30	3
Quitman	279	1	0	0
Rankin	2437	42	115	11
Scott	1033	21	15	3
Sharkey	219	7	42	6
Simpson	861	36	93	17
Smith	422	13	54	8
Stone	256	6	23	2
Sunflower	1116	29	29	7
Tallahatchie	568	11	9	2
Tate	774	30	33	12
Tippah	443	14	1	0
Tishomingo	476	12	36	5
Tunica	381	9	12	2
Union	772	19	38	11
Total	72,412	2,095	4,411	897

County	Total Cases	Total Deaths	Total LTC Facility Cases	Total LTC Facility Deaths
Walthall	525	22	65	11
Warren	1182	37	99	18
Washington	1818	46	62	15
Wayne	810	21	58	10
Webster	257	13	52	11
Wilkinson	234	14	8	4
Winston	653	18	40	11
Yalobusha	326	10	35	7
Yazoo	891	14	28	3
Total	72,412	2,095	4,411	897

Case Classifications

Mississippi investigates and reports both probable and confirmed cases and deaths according to the [CSTE case definition](#).

	Confirmed	Probable	Total
Cases	70,561	1,851	72,412
Deaths	2,015	80	2,095

Confirmed cases and deaths are generally determined by positive PCR tests, which detect the presence of ongoing coronavirus infection.

Probable cases are those who test positive by other testing methods such as antibody or antigen, and have recent symptoms consistent with COVID-19, indicating a recent infection.

Probable deaths are those individuals with a designation of COVID-19 as a cause of death on the death certificate, but where no confirmatory testing was performed.

Long-Term Care Facility Cases and Outbreaks

Long-term care (LTC) facilities like nursing homes are considered high risk locations because their residents are older or in poor health. A single confirmed COVID-19 infection in an LTC facility resident, or more than one infection in employees or staff in a 14-day period constitutes an outbreak. Residential care facilities also represent group living facilities where COVID-19 can be easily spread. We investigate residents, staff and close contacts of infected individuals for possible exposure.

► [Mississippi COVID-19 cases and deaths in long-term care facilities](#) PDF

Long-term care facilities include nursing homes, personal care homes, assisted living homes, and intermediate care facilities for individuals with intellectual disability (ICF-IID)

► [Mississippi COVID-19 cases and deaths in residential care facilities](#) PDF

Residential care facilities include psychiatric or chemical dependency residential treatment centers and long-term acute care facilities.

Active Outbreaks

The table of active outbreaks lists all facilities that have reported a current COVID-19 outbreak. Resident and employee totals

are for those cases associated with the current outbreak **only**. The reported deaths are those which have occurred only among the cases in the current outbreak.

► [Mississippi long-term care facilities with active COVID-19 outbreaks](#) PDF

Updated August 14, 2020

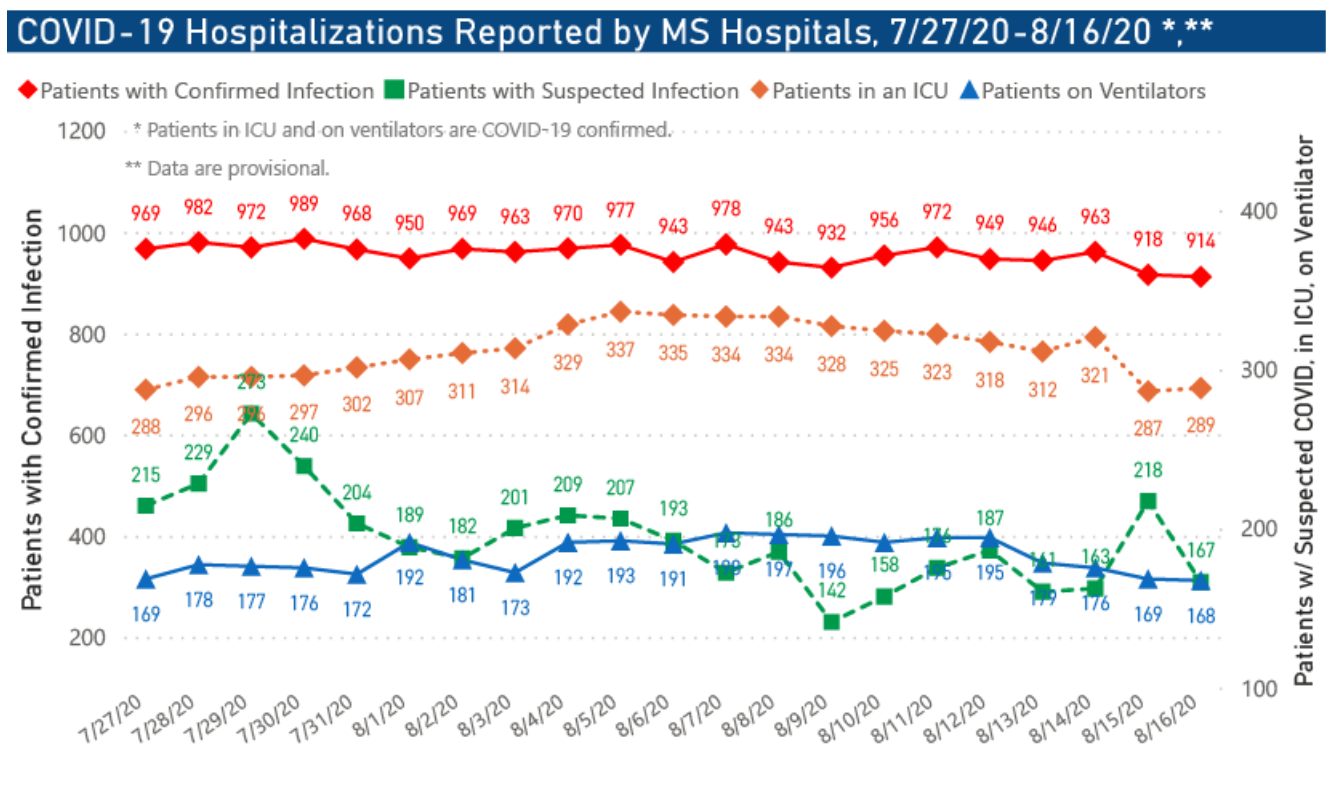
Mississippi COVID-19 Data Charts and Map

All data reports below are updated as they become available. Updates are made daily except where noted.

Hospitalizations and Bed Availability

► [Interactive chart of hospitalizations by date](#)

► **NEW:** [Interactive chart of local and state hospital bed availability](#)



Cases and Deaths Data Charts

Our state case map and other data charts are also available in interactive form.

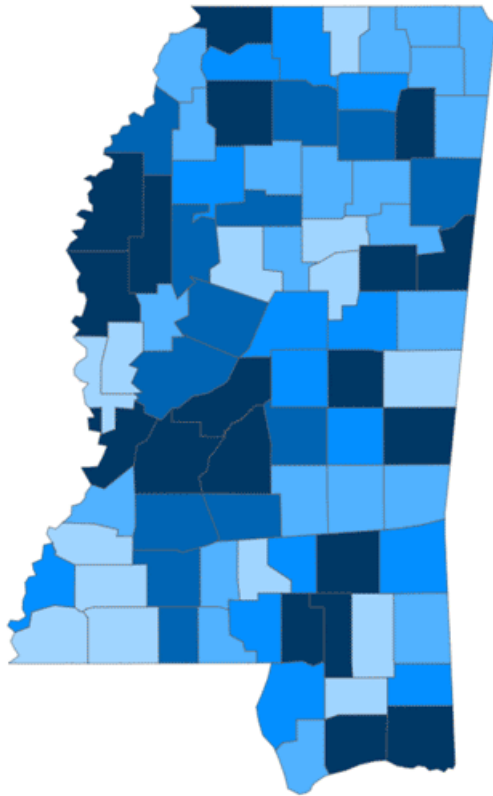
► [View interactive map](#)

► [View interactive epidemiological trend and syndromic surveillance](#)

The charts below are based on available data at the time of publication. Charts do **not** include cases where insufficient details of the case are known.

Mississippi COVID-19 Cases and Deaths by Race with Ethnicity as of 6 pm CT, August 16, 2020

Total Cases
72,412



	American Indian or Alaska Native	Asian	Black	White	Other	Unknown
Non Hispanic	452	193	24,396	18,458	796	333
Hispanic	14	9	91	619	1,476	89
Unknown Ethnicity	771	55	5,968	4,798	4,365	9,529

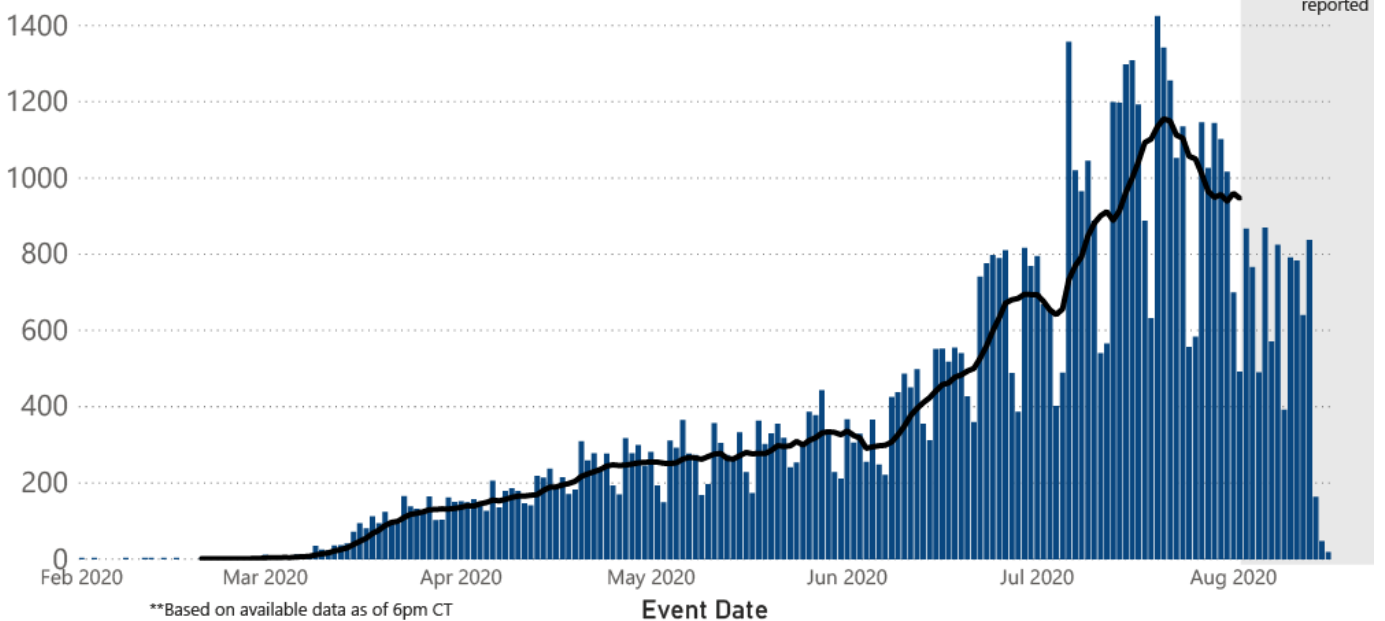
Total Deaths
2,095

	American Indian or Alaska Native	Asian	Black	White	Other	Unknown
Non Hispanic	62	0	929	814	11	1
Hispanic	1	0	2	15	12	2
Unknown Ethnicity	21	1	81	94	18	31

COVID-19 Cases by Date* through August 16, 2020**, Mississippi

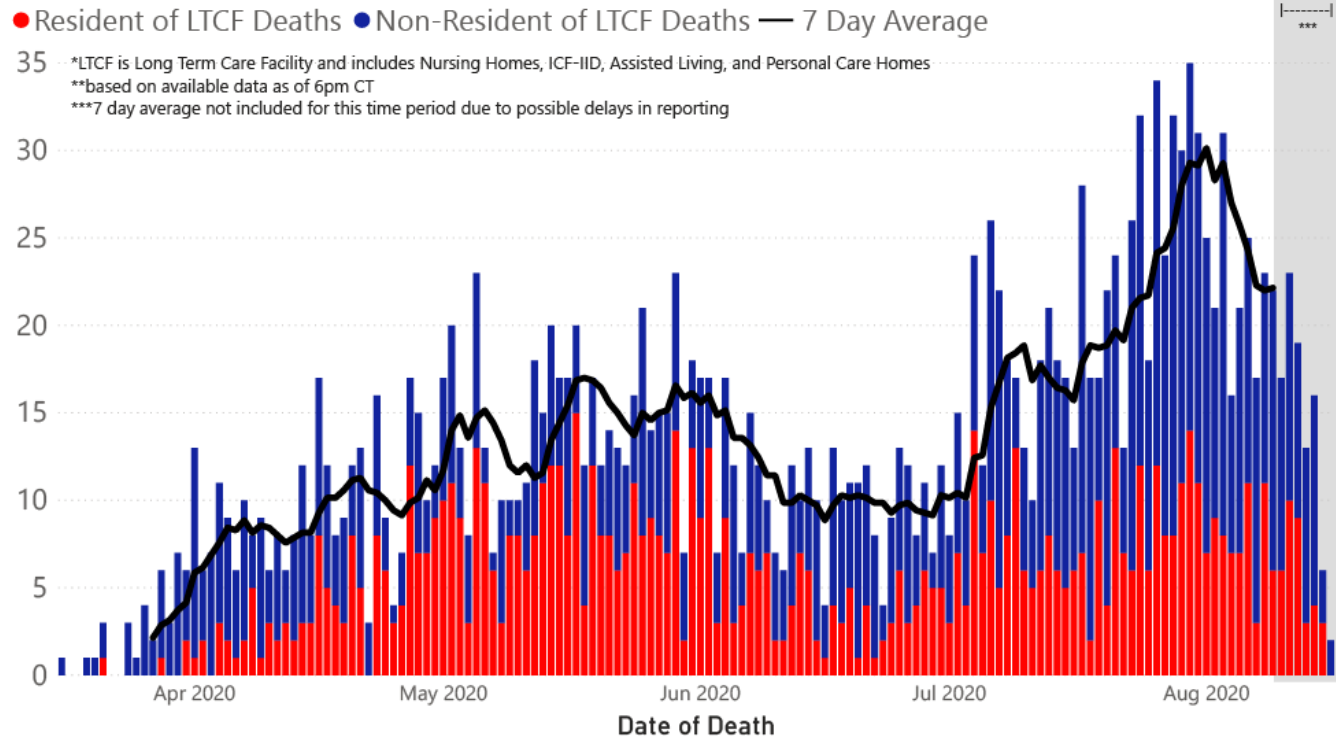
● Cases — 7 Day Average

*Date: date of onset, test collection or report to MSDH; updated as case is investigated.



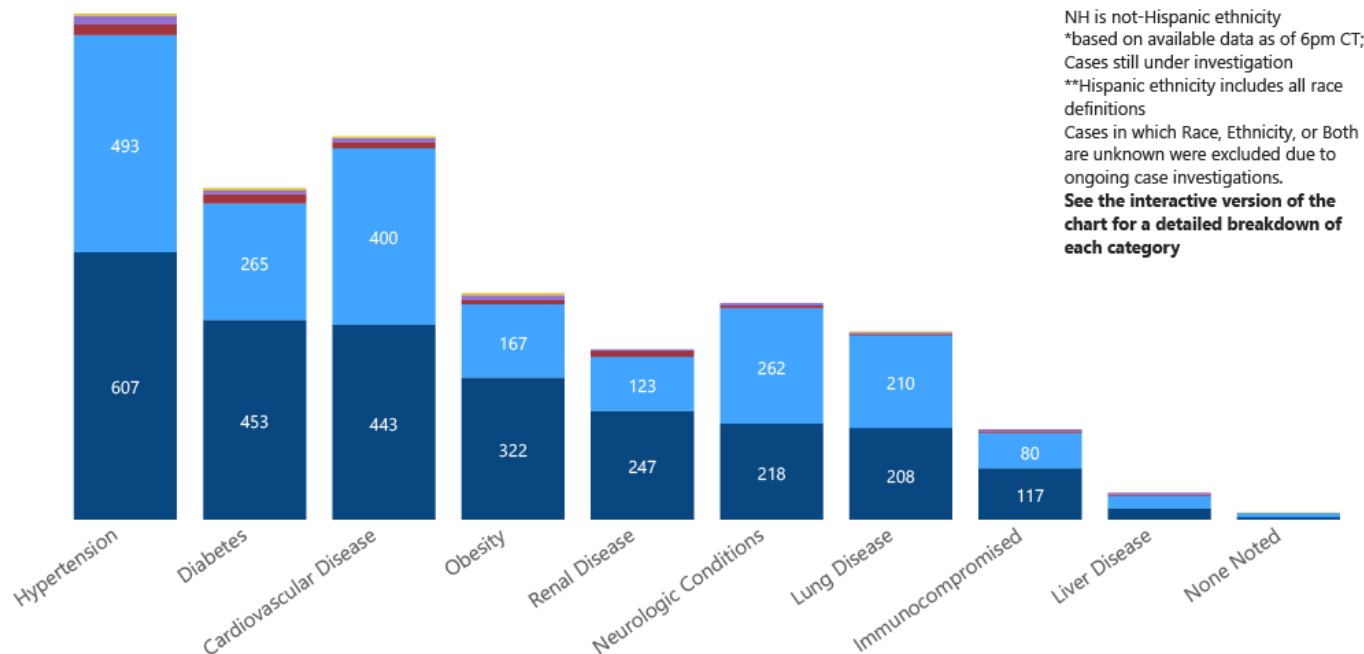
Note: Values up to two weeks in the past on the chart of Cases by Date above can change as we update it with new information from disease investigation.

COVID-19 LTCF* and Non-LTCF Deaths by Date of Death through August 16, 2020**, Mississippi

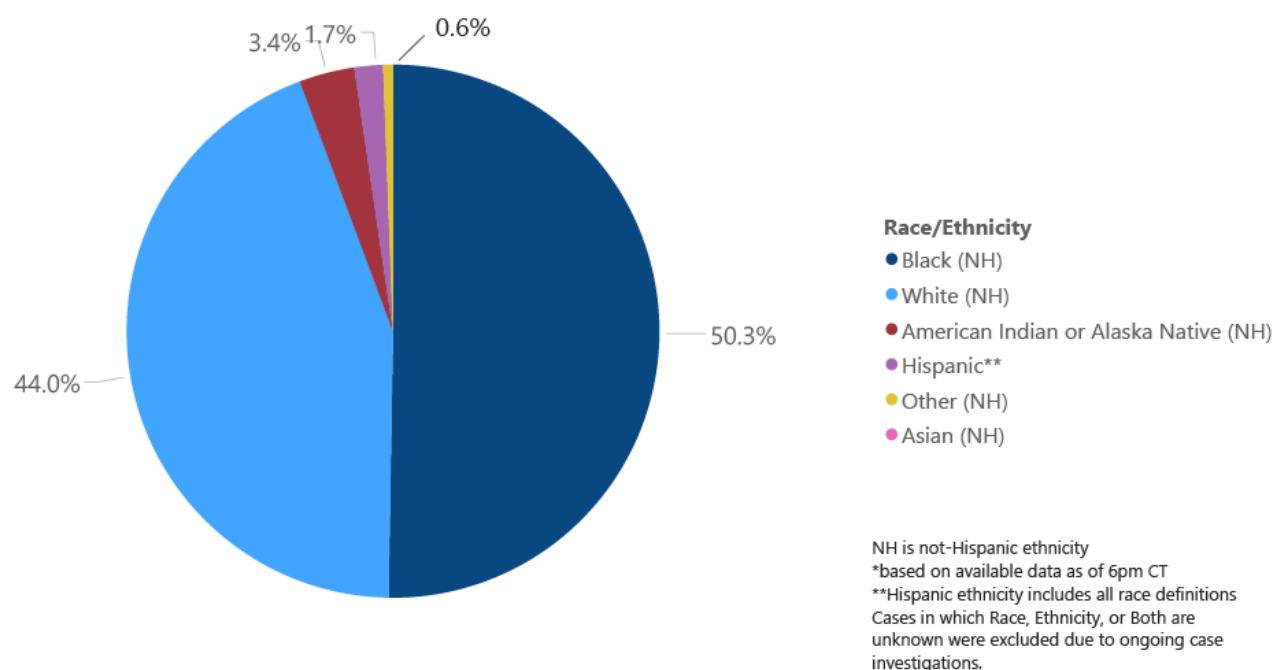


COVID-19 Underlying Conditions in Deaths by Race/Ethnicity through August 16, 2020*, Mississippi

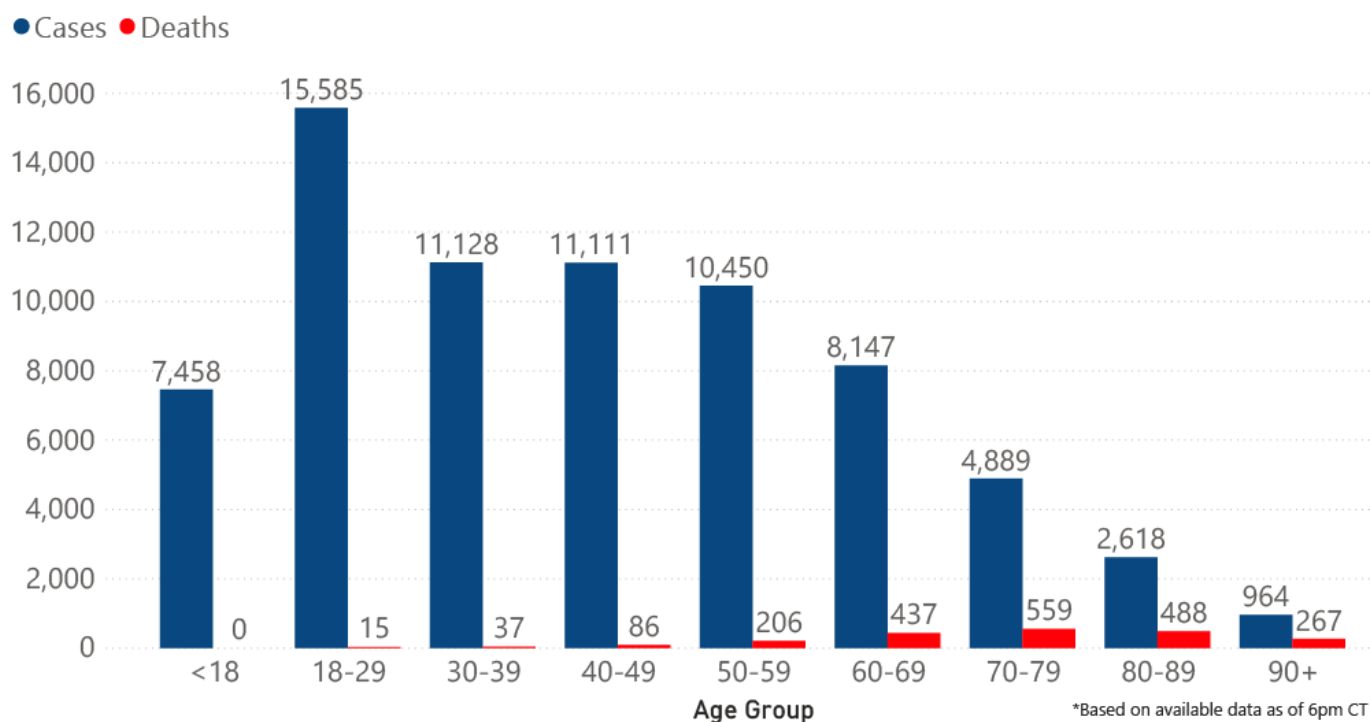
Race/Ethnicity
● Black (NH)
 ● White (NH)
 ● American Indian or Alaska Native (NH)
 ● Hispanic**
 ● Other (NH)
 ● Asian (NH)



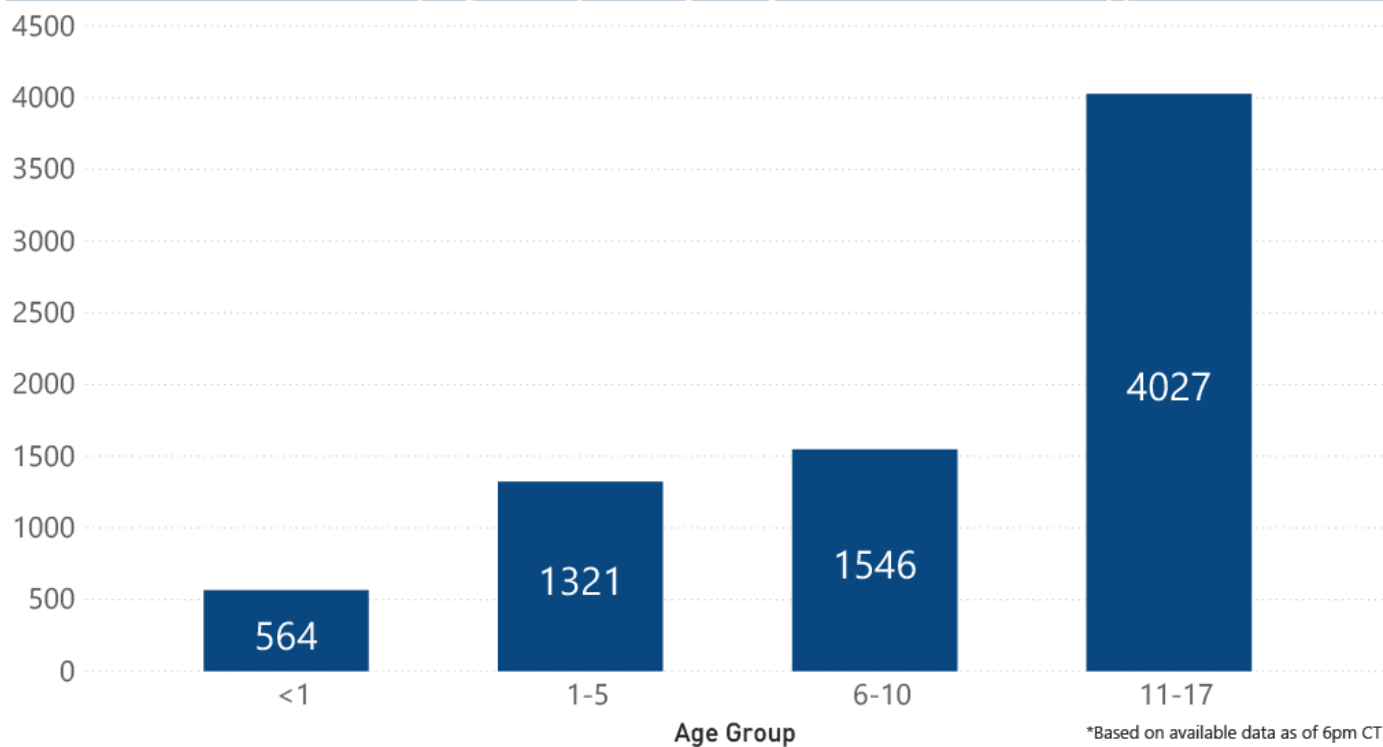
COVID-19 Deaths by Race/Ethnicity through August 16, 2020*, Mississippi



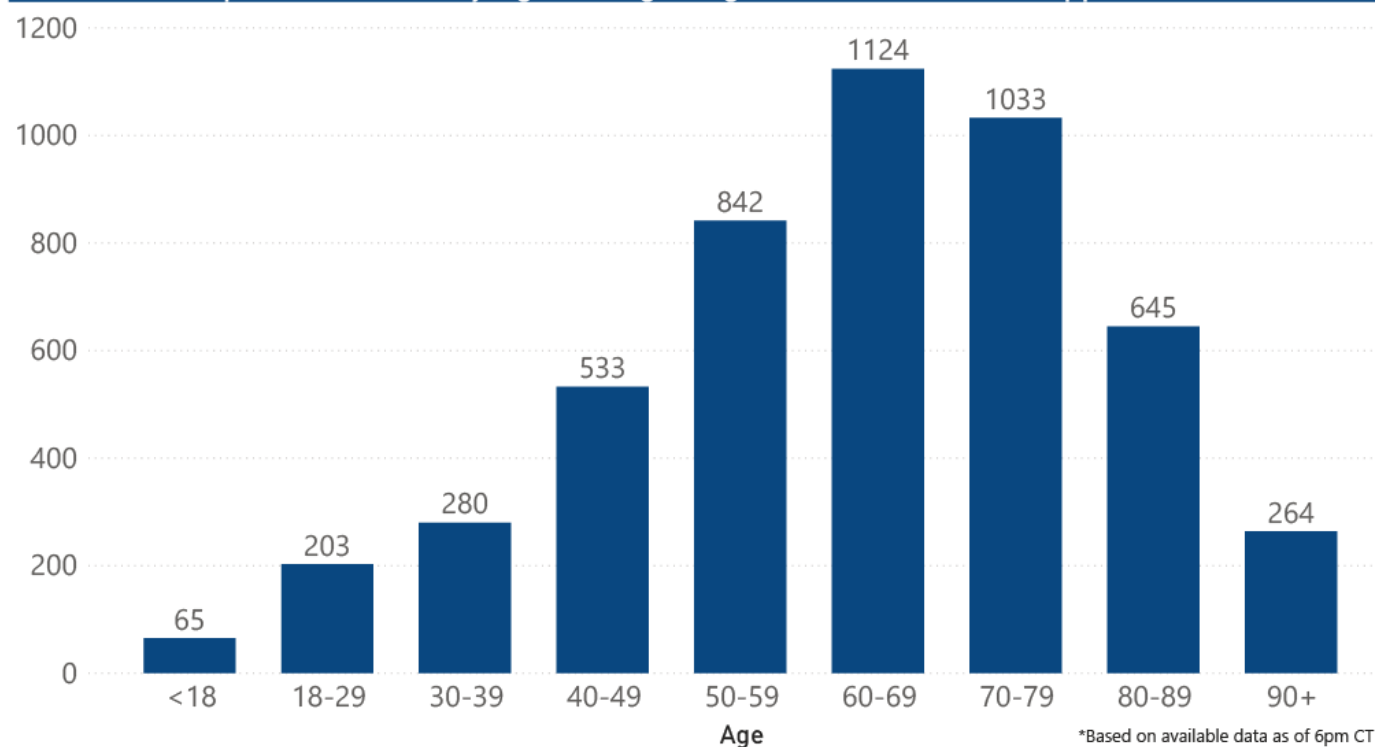
COVID-19 Cases and Deaths by Age Group through August 16, 2020*, Mississippi



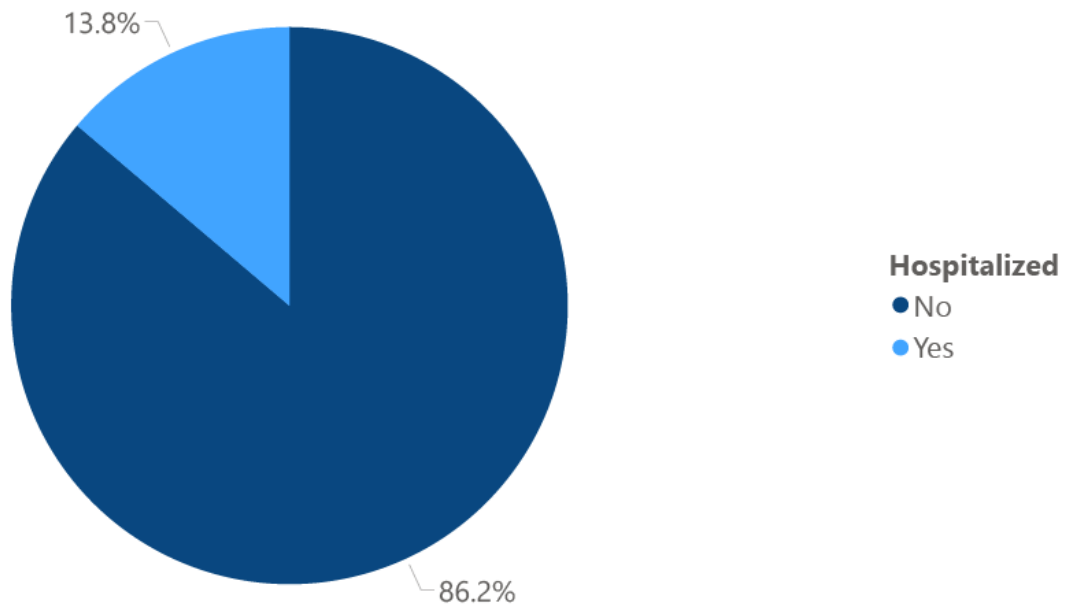
COVID-19 Pediatric Cases by Age Group through August 16, 2020*, Mississippi



COVID-19 Hospitalized Cases by Age through August 16, 2020*, Mississippi



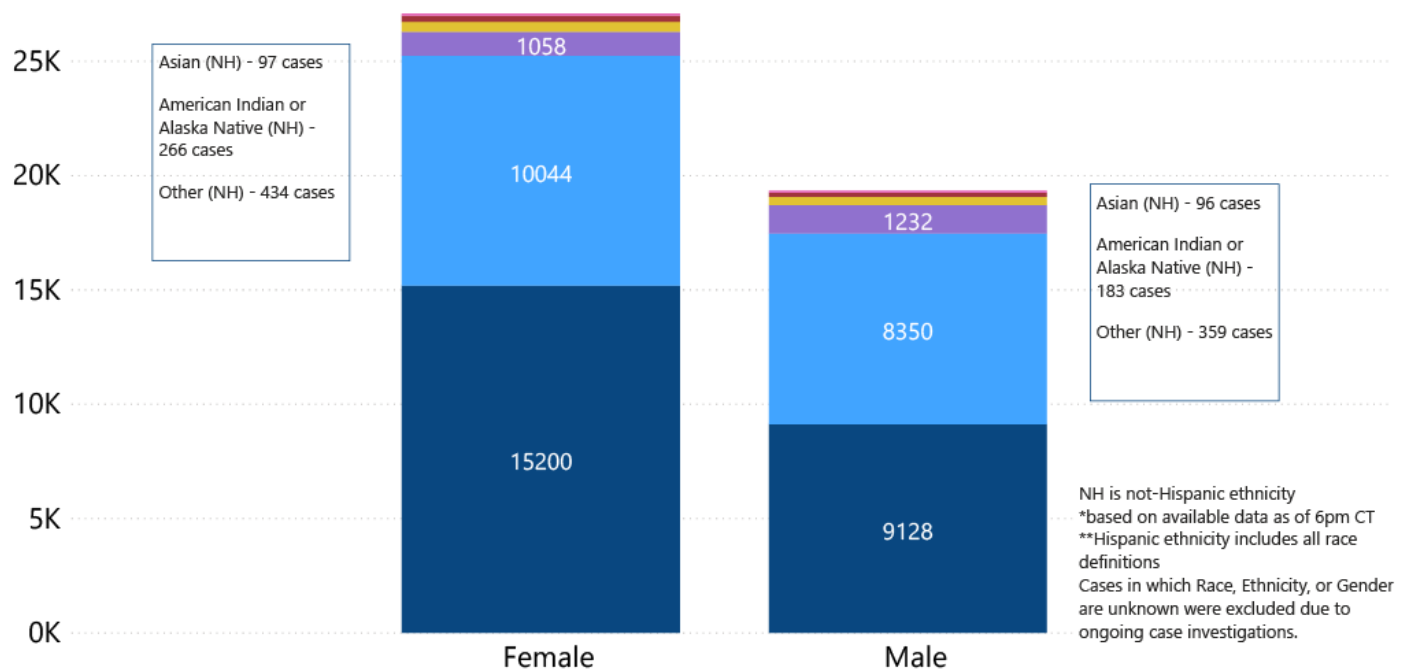
COVID-19 Cumulative Hospitalizations-Investigated Cases August 16, 2020 *



* Cases in which hospitalization is unknown were excluded due to ongoing case investigations; based on available data as of 6 pm CT

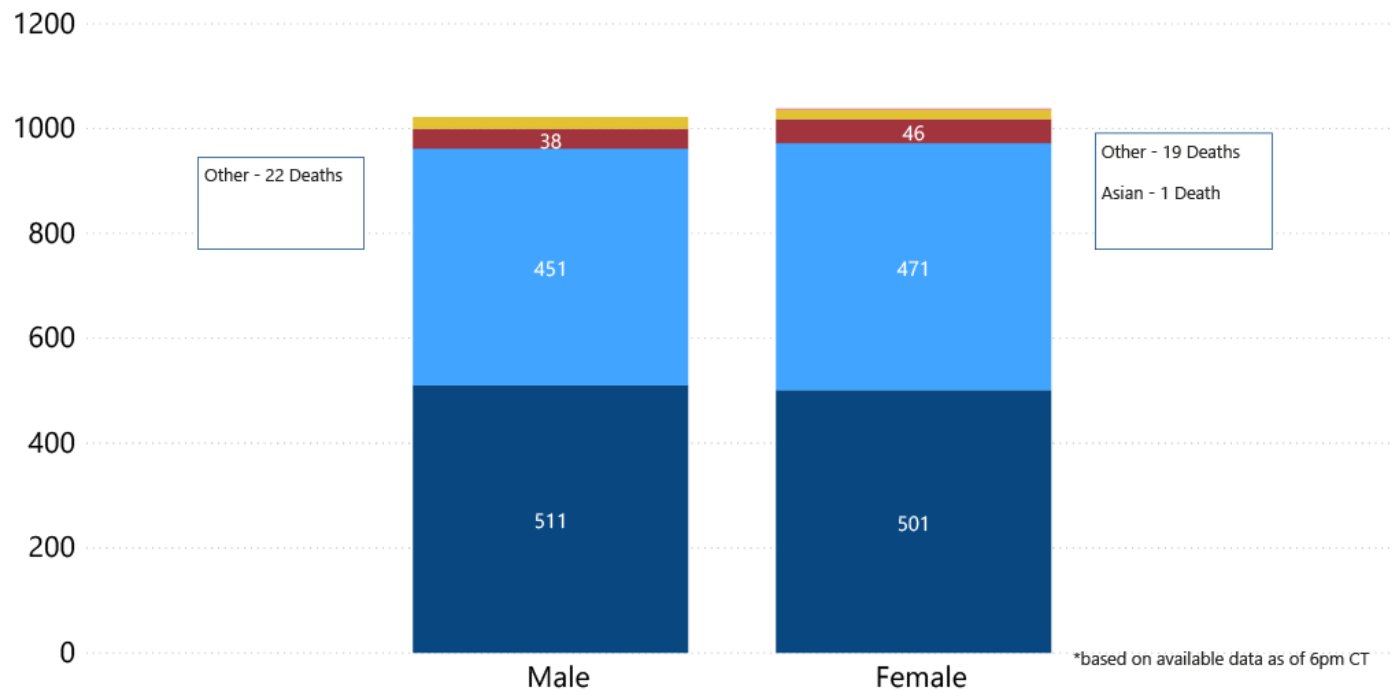
COVID-19 Cases by Race/Ethnicity and Gender through August 16, 2020*, Mississippi

Race/Ethnicity ● Black (NH) ● White (NH) ● Hispanic** ● Other (NH) ● American Indian or Alaska Native (NH) ● Asian (NH)

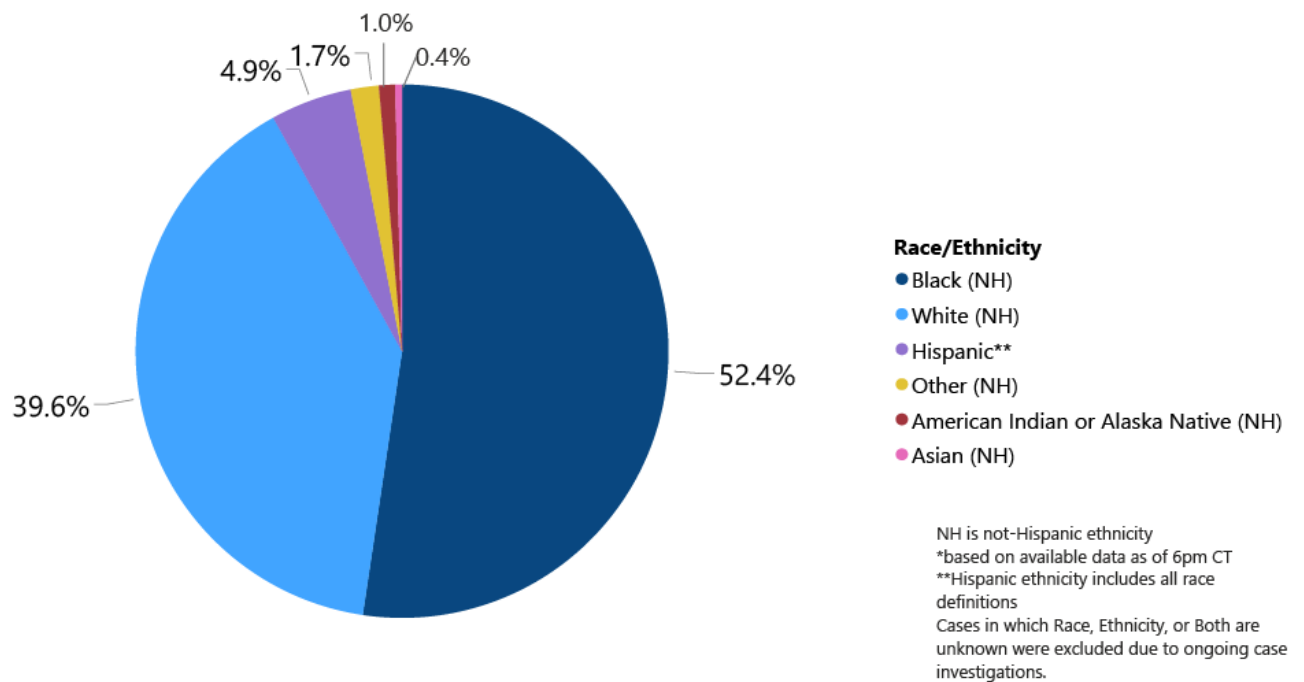


COVID-19 Deaths by Race and Gender through August 16, 2020*, Mississippi

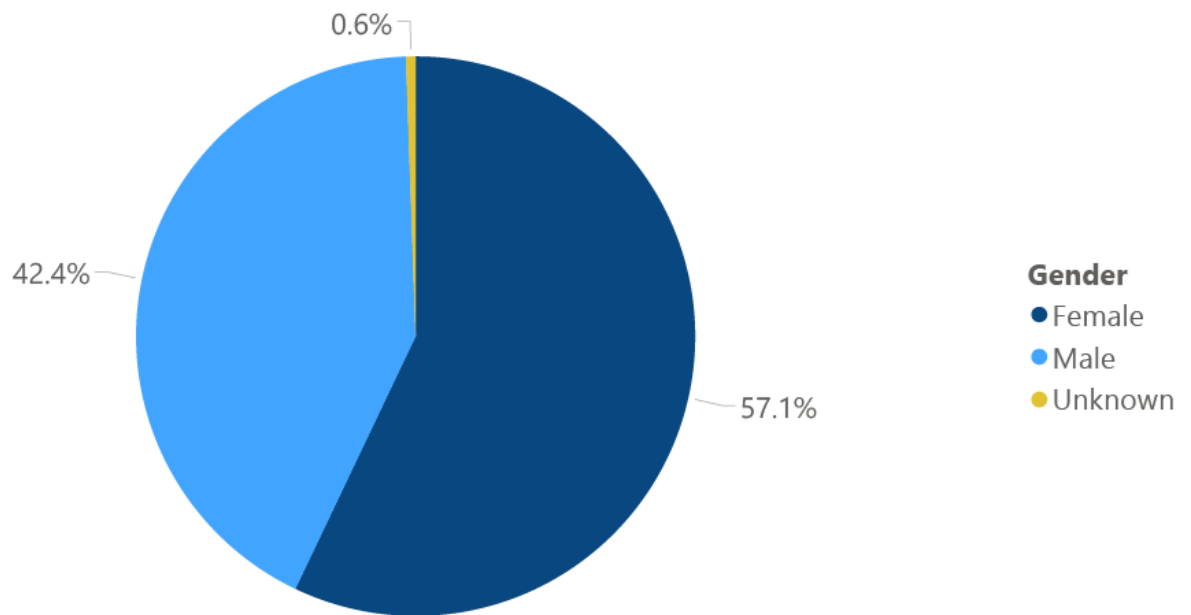
Race ● Black ● White ● American Indian or Alaska Native ● Other ● Asian



COVID-19 Cases by Race/Ethnicity through August 16, 2020*, Mississippi



COVID-19 Cases by Gender through August 16, 2020*, Mississippi



*Based on available data as of 6pm CT

Weekly High Case and High Incidence Counties

Tracking counties with recent high numbers of COVID-19 cases, adjusted for population, provides insight on where local outbreaks are most serious, and where protective measures should be increased. For more accurate reporting, these weekly charts include sample collection dates only up to seven days in the past to allow for case investigation and delays in lab test reports.

Cases counts in these charts is based on the date of testing, not the date the test result was reported, and include only those cases where the date of testing is known.

They rank counties by weekly cases, and by incidence (cases proportional to population). A separate table ranking all counties is also available. **All tables updated weekly.**

► [Full tables of counties ranked by weekly incidence and cases](#) PDF

COVID-19 High Case MS Counties Over 1 Week Period (August 3-August 9, 2020*)

County	Cases (August 3-August 9)	Cases per 100,000 (August 3-August 9)	Cases to Date	Cases per 100,000 Total	Percent Change
LEE	194	227.1	1737	2033.1	13%
HINDS	158	68.2	5917	2552.2	3%
HARRISON	117	56.2	2804	1347.6	4%
TISHOMINGO	107	552.0	476	2455.8	29%
DESOTO	98	53.0	3913	2115.8	3%
UNION	95	329.7	772	2679.2	14%
FORREST	89	118.8	1924	2568.9	5%
BOLIVAR	84	274.3	1224	3996.3	7%
JACKSON	84	58.5	2482	1728.2	4%
RANKIN	82	52.8	2437	1569.5	3%
LAFAYETTE	72	133.3	1072	1984.5	7%
MONROE	72	204.2	883	2504.8	9%

*based on available data as of 6pm CT

Cases based on test date. Cases without test date excluded due to ongoing investigations.

Table will be updated weekly. A one week lag is used for reporting.

COVID-19 High Incidence MS Counties Over 1 Week Period (August 3-August 9, 2020*)

County	Cases (August 3-August 9)	Cases per 100,000 (August 3-August 9)	Cases to Date	Cases per 100,000 Total	Percent Change
TISHOMINGO	107	552.0	476	2455.8	29%
UNION	95	329.7	772	2679.2	14%
BOLIVAR	84	274.3	1224	3996.3	7%
MONTGOMERY	25	255.8	369	3774.9	7%
WEBSTER	24	247.7	257	2652.5	10%
TIPPAH	52	236.2	443	2012.3	13%
ITAWAMBA	54	230.9	427	1825.6	14%
LEE	194	227.1	1737	2033.1	13%
PRENTISS	57	226.9	498	1982.0	13%
CHICKASAW	38	222.2	513	2999.5	8%
MONROE	72	204.2	883	2504.8	9%
PONTOTOC	65	202.0	892	2772.4	8%

*based on available data as of 6pm CT

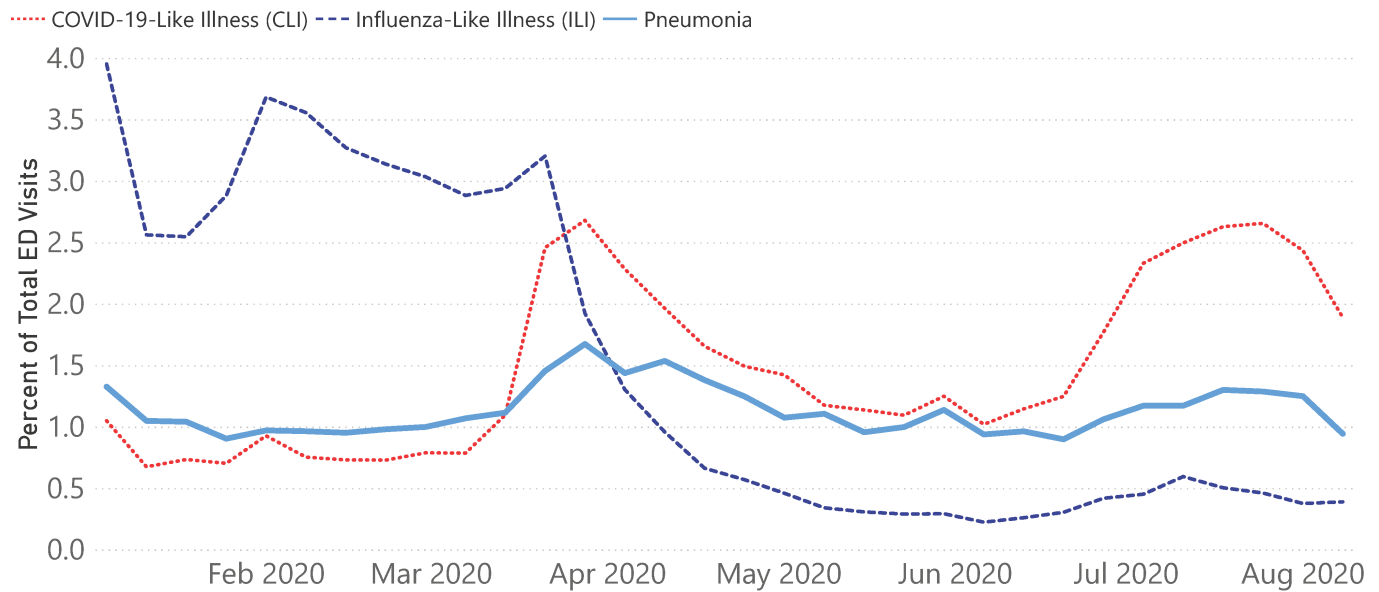
Cases based on test date. Cases without test date excluded due to ongoing investigations.

Table will be updated weekly. A one week lag is used for reporting.

Syndromic Surveillance

Emergency department visits by those with symptoms characteristic of COVID-19, influenza and pneumonia, updated weekly.

Percentage of Emergency Department and Clinic visits for CLI, ILI, and Pneumonia Cases Weekly Statewide Summary, January 4, 2020 - August 8, 2020



*The graph represents syndromic surveillance data from emergency department visits, reported electronically by hospitals throughout the state, that are consistent with COVID-19-Like Illness (CLI), Influenza-Like Illness (ILI), and Pneumonia. Based on available data as of 6pm CT. Graph will be updated weekly.

Estimated Recoveries

Presumed COVID-19 cases recovered, estimated weekly (does not include cases still under investigation).

COVID-19 Presumed Recovered Cases through August 16, 2020, Mississippi

56,577
Presumed Recovered*

*Reflects Provisional Estimates. Presumed Recovered if:

- 1) It has been 14 days or more since the case tested positive, if they were not hospitalized
- 2) It has been 21 days or more since the case tested positive, if they were hospitalized or hospitalization was unknown.

All deaths excluded. Presumed recovered counts will be updated weekly.

U.S. and World Cases

- ▶ [COVID-19 cases in the United States \(CDC\)](#)
- ▶ [U.S. COVID-19 Tracker \(CDC\)](#)
- ▶ [COVID-19 Global Case Map \(Johns Hopkins University\)](#)

COVID-19 Testing

Statewide Combined Testing as of August 16

COVID-19 testing providers around the state include commercial laboratories as well as hospital labs. Combined with testing done by the MSDH Public Health Laboratory, the figures provide a complete picture of all Mississippi testing.

PCR testing detects current, active COVID-19 infection in an individual.

Antibody (serology) testing identifies individuals with past COVID-19 infection based on antibodies they develop one to three weeks after infection.

	Total tests	PCR	Antibody
MSDH Public Health Laboratory	90,468	90,468	0
Other testing providers	450,786	432,270	18,516
Total tests for COVID-19 statewide	541,254	522,738	18,516

MSDH Individuals Tested as of August 16

MSDH Public Health Laboratory (MPHL) testing totals as of 3 p.m. These totals are for tests performed at the MPHL only.

- Total individuals tested by the MPHL: **70,701**
- Total positive individuals from MPHL tests: **7,916**

Getting Tested for COVID-19

The MSDH Public Health Laboratory, its partners, and private providers are testing statewide for COVID-19.

Anyone with symptoms of fever, severe cough or severe chest pains – especially those who are older or in poor health – should make arrangements for testing with their doctor or one of the many healthcare providers now performing testing. Healthcare providers can assess your health history and symptoms, and perform testing for COVID-19 as needed. MSDH is also helping conduct free drive-up testing sites in many parts of the state. **Always call ahead to the testing provider for instructions on safely being examined before you visit for your test.**

- ▶ [Find a COVID-19 testing provider near you](#)

- ▶ [Video: A tour through COVID-19 testing at the MSDH Public Health Lab](#)

Prevention and Guidance for Individuals and the Community

- ▶ [Preventive steps to take, recommendations, guidance and general information on COVID-19](#)

Get health alerts and our free newsletter by e-mail:



Last reviewed on Mar 5,

2020

[error on this](#)

[email page](#)

[print](#)

Related resources

- ▶ [Local COVID-19 Testing Providers](#)
- ▶ [COVID-19 Guidance and Prevention for Individuals and the Community](#)

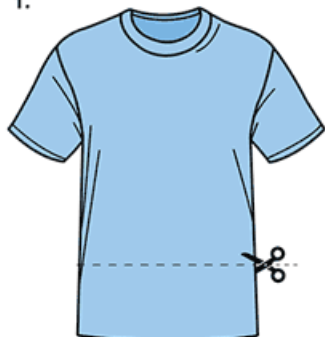
Updated August 13, 2020

More topics

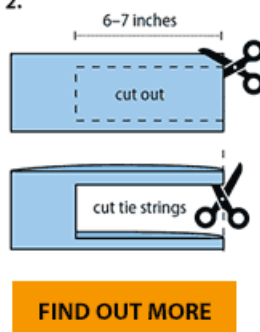
- ▶ [\[Espanol, Tieng Viet, ASL \]](#)
- ▶ [COVID-19 County Data](#)
- ▶ [Diagnostic Testing EUA](#)
- ▶ [Handouts and Posters](#)
- ▶ [Healthcare Professionals](#)
- ▶ [Interactive Map and Charts](#)
- ▶ [Prevention and Safety Guidance](#)
- ▶ [Testing for COVID-19](#)

Make your own face covering

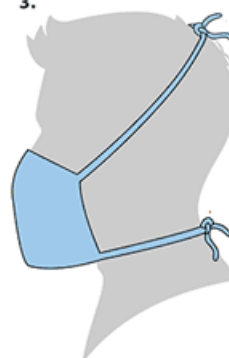
1.



2.



3.



AGENCY

[About Us](#)

[Administration](#)

[Board of Health](#)

[County Offices](#)

[Institutional Review](#)

[Jobs](#)

[Locations](#)

[Public Health Laboratory](#)

[RFPs/Grants](#)

[More »](#)

[Intranet](#)

[OHIT+ER Service Center](#)

[Webmail](#)

INFORMATION

[Apps](#)

[Calendar of Events](#)

[Contact Us](#)

[Meetings](#)

[Health Resources](#)

[Hotlines](#)

[Locations](#)

[News](#)

[Newsletter](#)

[Phone Numbers](#)

[Español](#)

I NEED A ...

[Birth Certificate](#)

[Certificate of Need](#)

[Children's Health Insurance](#)

[Complaint Form](#)

[Criminal History Check](#)

[Death Certificate](#)

[Divorce Record](#)

[Food Permit](#)

[Immunization Record](#)

[J-1 Visa](#)

[License Verification](#)

[Marriage Record](#)

[Professional License](#)

[Public Records Request](#)

[Wastewater Application](#)

PUBLICATIONS

[Annual Report](#)

[CON Weekly Reports](#)

[Health Facilities Directory](#)

[Mississippi Morbidity Reports](#)

[Public Health Report](#)

[State Health Plan](#)

[Strategic Plan](#)

[More »](#)

