

## Coronavirus Disease 2019 (COVID-19)

Updated August 21, 2020

The national Centers for Disease Control and Prevention (CDC) and the Mississippi State Department of Health continue to closely monitor the outbreak of respiratory illnesses caused by the novel (new) coronavirus COVID-19, and are working to limit the spread of cases nationally and in Mississippi. MSDH is actively working with doctors and hospitals to quickly identify cases and respond effectively to limit this outbreak.



**Home isolation is mandatory if you have tested positive for COVID-19** by [order of the State Health Officer](#). If you have been in contact with someone who has COVID-19, quarantine is also important to protect others.

### ► What you should do

If you are awaiting results of **routine testing** not related to exposure, you may [return to work](#) and follow the safety guidance of your employer.

**K-12 extracurricular events:** New Governor's orders for safety. [More details »](#)

## Healthcare Professionals

Guidance and more →

- [MSDH guidance](#)
- [Electronic reporting](#)
- [Specimens](#)
- [Lab dropoff](#)
- [CDC guidance](#)
- [MS-HAN Alerts](#)

[ALL HEALTHCARE](#)

## Current Cases and Statistics

County and state data →

- [Current cases and deaths](#)
- [County data summaries](#)
- [Data charts and map](#)

- ▶ Long-term care facilities
- ▶ Lab testing
- ▶ Recoveries

#### ALL STATISTICS

## Prevention, Safety and Testing

Personal and community →

- ▶ Personal protection
- ▶ Gatherings and events
- ▶ Business and community
- ▶ School guidelines
- ▶ State agencies
- ▶ Getting tested

#### ALL PREVENTION

Mississippi Coronavirus Hotline (7 days a week, 7 a.m.–7 p.m.): **877-978-6453**

Mississippi's hospital system is overloaded by the additional burden of COVID-19 patients. If we don't start making changes now, we'll be forced to make cruel calculations later about who gets the medical care they need, and who does not.

**MSDH Guidelines for K-12 Reopening During COVID-19:** Assessing risk, preventive measures, responding to outbreaks. [Document and resources »](#)

**Report a restaurant not following COVID-19 safety orders :** E-mail the details to [food@msdh.ms.gov](mailto:food@msdh.ms.gov)

**Guide to executive orders:** A summary of the latest COVID-19 Executive Orders from the Governor, organized by who and what they apply to. [View the guide »](#)

**Face coverings are required** by order of the Governor for all Mississippians in [schools](#), businesses and indoor public spaces, and in outdoor public spaces where consistent social distancing is not possible. [Details and exceptions »](#)

## General Information

► [Overview, questions and answers, handouts, and information in other languages](#)

## COVID-19 in Mississippi

### New Cases and Deaths as of August 20

#### NEW CASES

**874**

New COVID-19 positive test results reported to MSDH as of 6 p.m. yesterday.

#### NEW DEATHS

**24**

New COVID-19 related deaths reported to MSDH as of 6 p.m. yesterday.

County	Total
Bolivar	1
Franklin	1
Hancock	1
Harrison	2
Hinds	2
Itawamba	1
Jackson	1
Jones	1
Lee	2
Madison	2
Marshall	1
Pearl River	1
Rankin	1
Simpson	1

County	Total
Sunflower	1
Tippah	1
Tishomingo	2
Warren	1
Yazoo	1

## LTC OUTBREAKS

174

Current outbreaks in long-term care facilities only. (See [LTC facility outbreak definition](#).)

**About our case counts:** We currently update our case totals each day based on test results from the previous day. Outside laboratories also report positive test results to us, which are included in our totals. Repeated tests for the same individual are counted only once. County case numbers and deaths may change as investigation finds new or additional information.

## County COVID-19 Data

### Race and Ethnicity

- [Total COVID-19 cases and deaths by county, race and ethnicity](#) PDF  
Current and past data tables, updated daily

### Trends and Data for Individual Counties

- [Weekly COVID-19 summaries for each Mississippi county](#)

### High Cases and Incidence

- [Mississippi counties ranked by weekly cases and incidence](#)

### Cumulative Cases and Deaths by County

Totals of all reported COVID-19 cases for 2020, including those in long-term care (LTC) facilities.

**The numbers in this table are provisional.** County case numbers and deaths may change as investigation finds new or additional information. The data provided below is the most current available.

County	Total Cases	Total Deaths	Total LTC Facility Cases	Total LTC Facility Deaths
<a href="#">Adams</a>	699	28	46	12
<a href="#">Alcorn</a>	498	6	12	1
<a href="#">Amite</a>	259	6	14	2
<b>Total</b>	<b>76,323</b>	<b>2,214</b>	<b>4,626</b>	<b>930</b>

County	Total Cases	Total Deaths	Total LTC Facility Cases	Total LTC Facility Deaths
Attala	568	25	90	20
Benton	183	1	2	0
Bolivar	1310	42	72	11
Calhoun	445	9	23	4
Carroll	279	11	45	9
Chickasaw	540	20	36	11
Choctaw	147	4	0	0
Claiborne	420	15	43	9
Clarke	403	28	31	9
Clay	442	14	2	1
Coahoma	895	14	75	2
Copiah	1006	30	30	4
Covington	682	17	8	3
De Soto	4185	37	49	9
Forrest	1976	59	118	34
Franklin	164	3	3	1
George	666	11	5	2
Greene	282	14	35	6
Grenada	892	28	83	15
Hancock	448	18	8	4
Harrison	2984	43	149	16
Hinds	6150	132	326	56
Holmes	995	50	98	20
Humphreys	321	12	20	6
Issaquena	87 *	2	0	0
Itawamba	469	13	47	8
Jackson	2696	53	74	7
Jasper	454	12	1	0
Jefferson	209	8	8	2
Jefferson Davis	263	7	3	1
Jones	2041	68	174	35
Kemper	255	14	38	9
Lafayette	1133	27	95	19
Total	76,323	2,214	4,626	930

County	Total Cases	Total Deaths	Total LTC Facility Cases	Total LTC Facility Deaths
Lamar	1330	24	8	3
Lauderdale	1588	101	212	58
Lawrence	372	9	18	1
Leake	834	27	4	0
Lee	1916	46	118	20
Leflore	1172	70	185	44
Lincoln	913	46	129	29
Lowndes	1200	47	92	28
Madison	2693	79	220	39
Marion	739	24	48	6
Marshall	873	11	18	3
Monroe	950	56	147	44
Montgomery	383	11	25	6
Neshoba	1367	97	109	36
Newton	616	13	10	2
Noxubee	502	13	17	4
Oktibbeha	1256	45	184	29
Panola	1200	20	14	2
Pearl River	660	45	66	19
Perry	277	9	0	0
Pike	1062	39	74	19
Pontotoc	955	9	6	1
Prentiss	545	12	31	3
Quitman	287	2	0	0
Rankin	2556	45	115	11
Scott	1065	21	15	3
Sharkey	230	7	42	6
Simpson	876	38	93	19
Smith	441	13	54	8
Stone	278	9	28	3
Sunflower	1177	32	31	7
Tallahatchie	595	11	9	2
Tate	815	31	32	12
Total	76,323	2,214	4,626	930

County	Total Cases	Total Deaths	Total LTC Facility Cases	Total LTC Facility Deaths
Tippah	478	15	1	0
Tishomingo	503	16	93	8
Tunica	417	9	12	2
Union	813	19	38	11
Walthall	541	23	67	12
Warren	1236	39	101	19
Washington	1884	56	75	16
Wayne	825	21	58	10
Webster	279	13	52	11
Wilkinson	247	14	8	4
Winston	674	18	40	11
Yalobusha	342	10	35	7
Yazoo	915	18	29	4
<b>Total</b>	<b>76,323</b>	<b>2,214</b>	<b>4,626</b>	<b>930</b>

**Note:** Issaquena County had an increase of 42 cases due to correctional facility outbreak.

## Case Classifications

Mississippi investigates and reports both probable and confirmed cases and deaths according to the [CSTE case definition](#).

	Confirmed	Probable	Total
Cases	73,826	2,497	<b>76,323</b>
Deaths	2,119	95	<b>2,214</b>

Confirmed cases and deaths are generally determined by positive PCR tests, which detect the presence of ongoing coronavirus infection.

Probable cases are those who test positive by other testing methods such as antibody or antigen, and have recent symptoms consistent with COVID-19, indicating a recent infection.

Probable deaths are those individuals with a designation of COVID-19 as a cause of death on the death certificate, but where no confirmatory testing was performed.

## Long-Term Care Facility Cases and Outbreaks

Long-term care (LTC) facilities like nursing homes are considered high risk locations because their residents are older or in poor health. A single confirmed COVID-19 infection in an LTC facility resident, or more than one infection in employees or staff in a 14-day period constitutes an outbreak. Residential care facilities also represent group living facilities where COVID-19 can be easily spread. We investigate residents, staff and close contacts of infected individuals for possible exposure.

**These outbreak figures are reported directly to MSDH by the facility.** Many of the cases and deaths reported by facilities may not yet be included in our totals of lab-reported cases.

Long-term care facilities include nursing homes, personal care homes, assisted living homes, and intermediate care facilities for individuals with intellectual disability (ICF-IID)

► [Mississippi COVID-19 cases and deaths in residential care facilities](#) PDF

Residential care facilities include psychiatric or chemical dependency residential treatment centers and long-term acute care facilities.

## Active Outbreaks

The table of active outbreaks lists all facilities that have reported a current COVID-19 outbreak. Resident and employee totals are for those cases associated with the current outbreak **only**. The reported deaths are those which have occurred only among the cases in the current outbreak.

**Note:** The cases and deaths in this document have been reported to us directly by the facilities, and may not have appeared yet in our county totals, which are based on reports from testing laboratories.

► [Mississippi long-term care facilities with active COVID-19 outbreaks](#) PDF

Updated August 14, 2020

## Mississippi COVID-19 Data Charts and Map

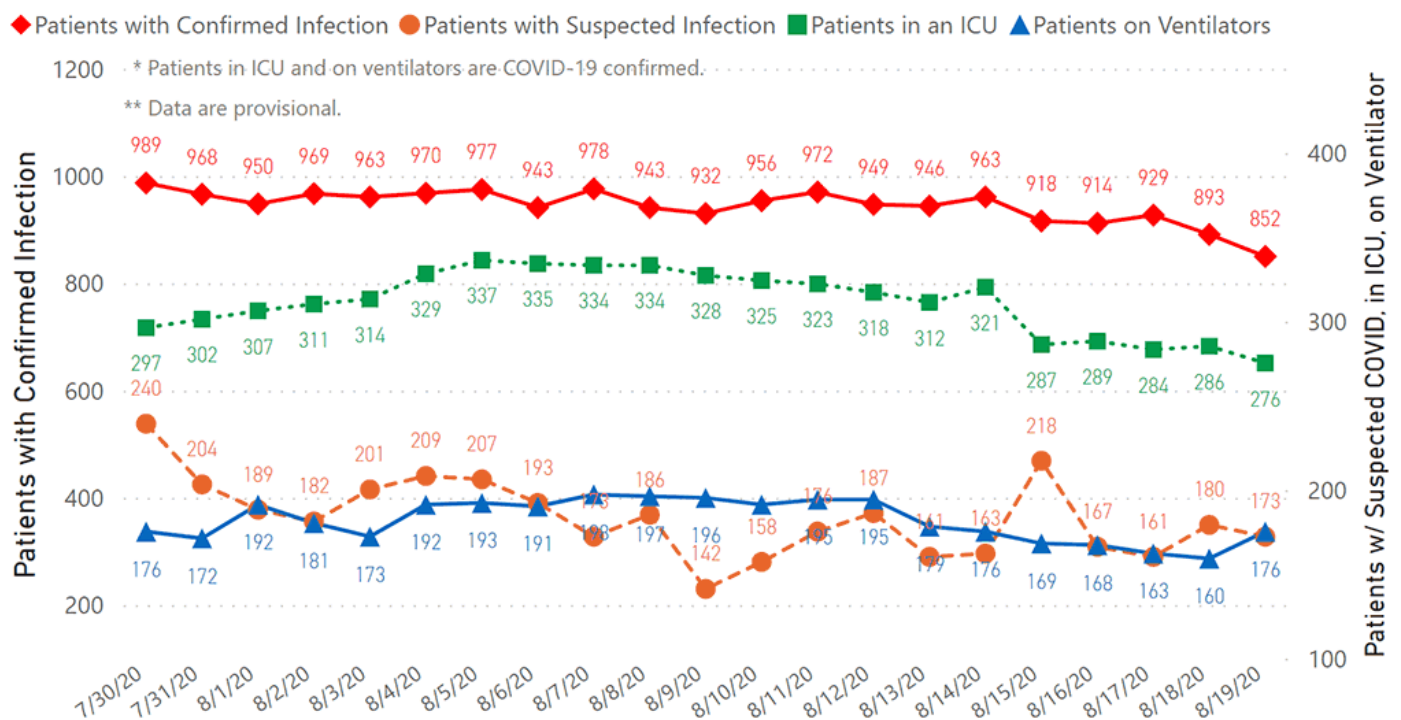
All data reports below are updated as they become available. Updates are made daily except where noted.

## Hospitalizations and Bed Availability

► [Interactive chart of hospitalizations by date](#)

► **NEW:** [Interactive chart of local and state hospital bed availability](#)

### COVID-19 Hospitalizations Reported by MS Hospitals, 7/30/20-8/19/20 \*,\*\*



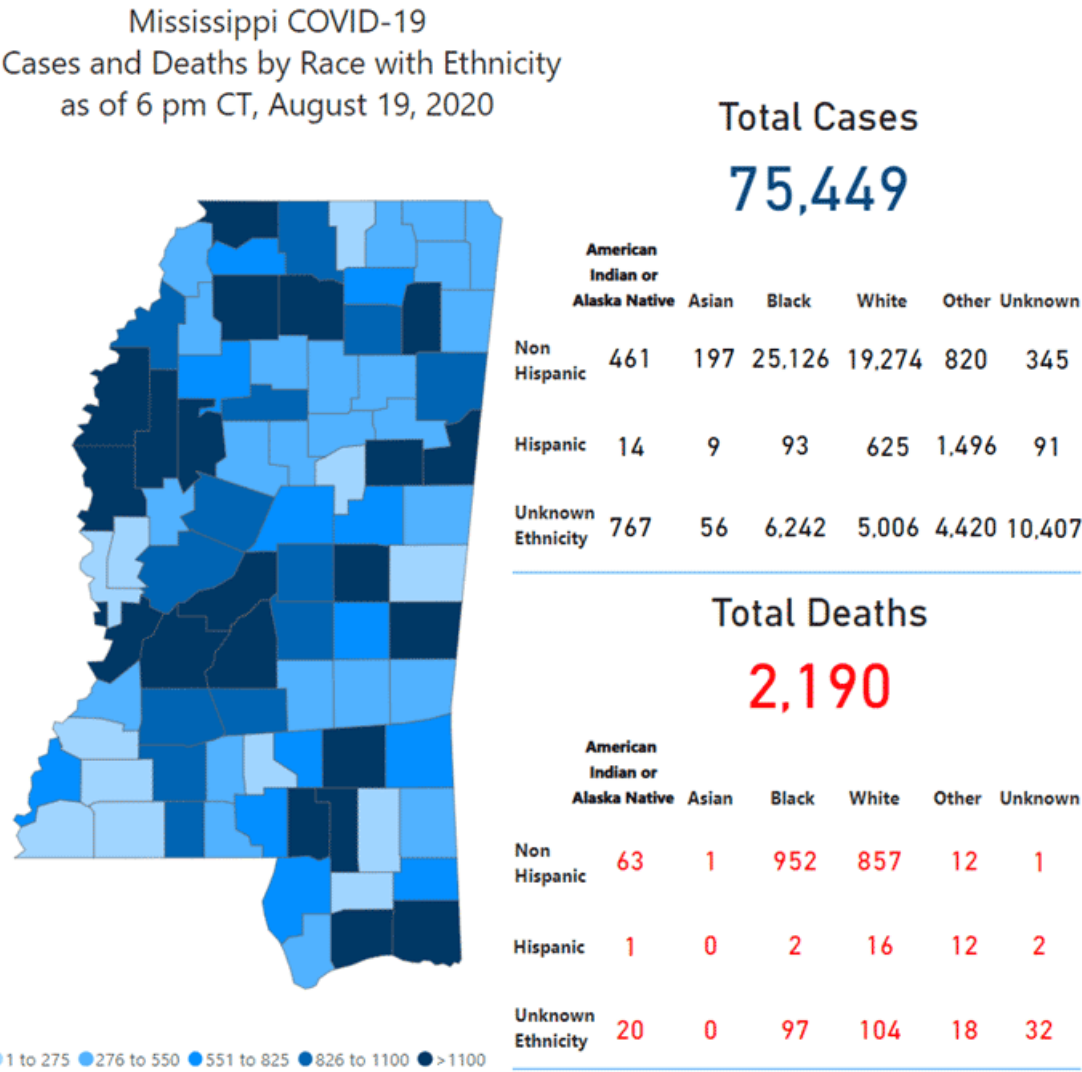


# Cases and Deaths Data Charts

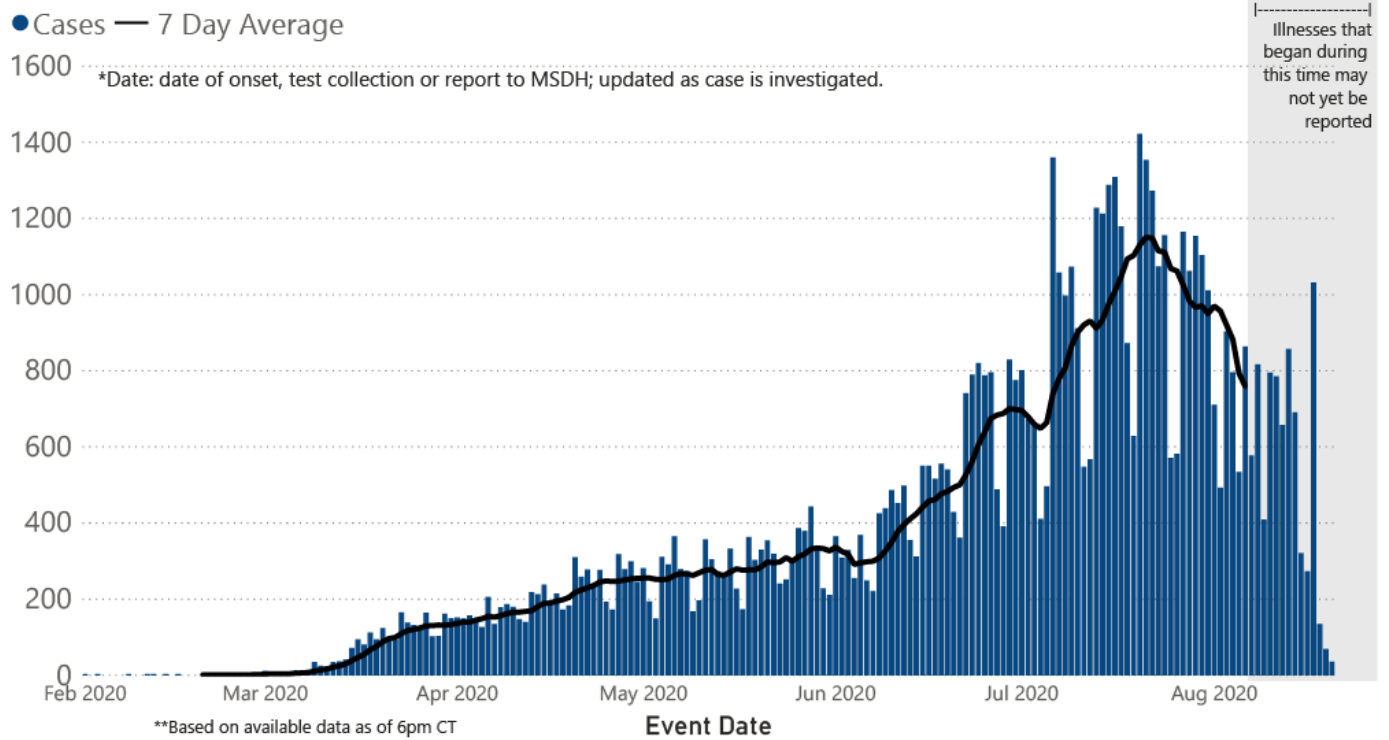
Our state case map and other data charts are also available in interactive form.

- ▶ [View interactive map](#)
- ▶ [View interactive epidemiological trend and syndromic surveillance](#)

The charts below are based on available data at the time of publication. Charts do **not** include cases where insufficient details of the case are known.

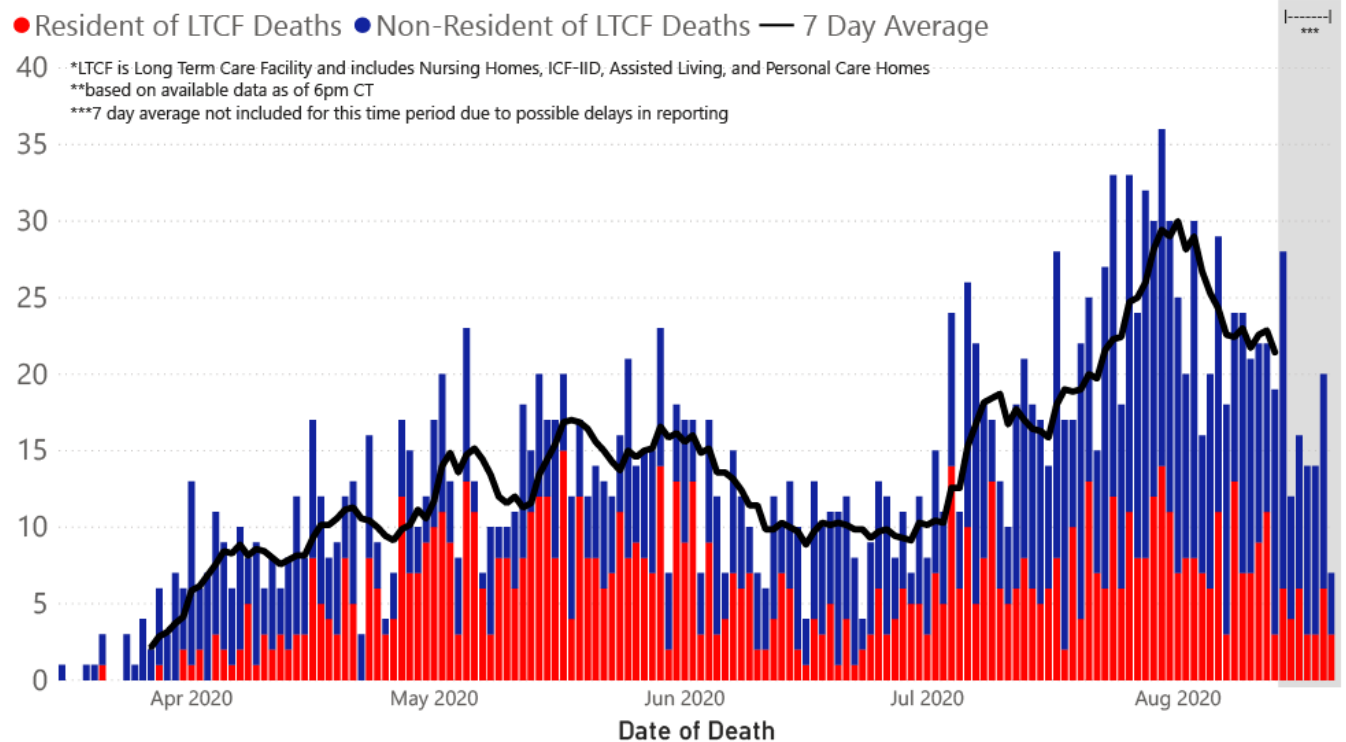


## COVID-19 Cases by Date\* through August 20, 2020\*\*, Mississippi



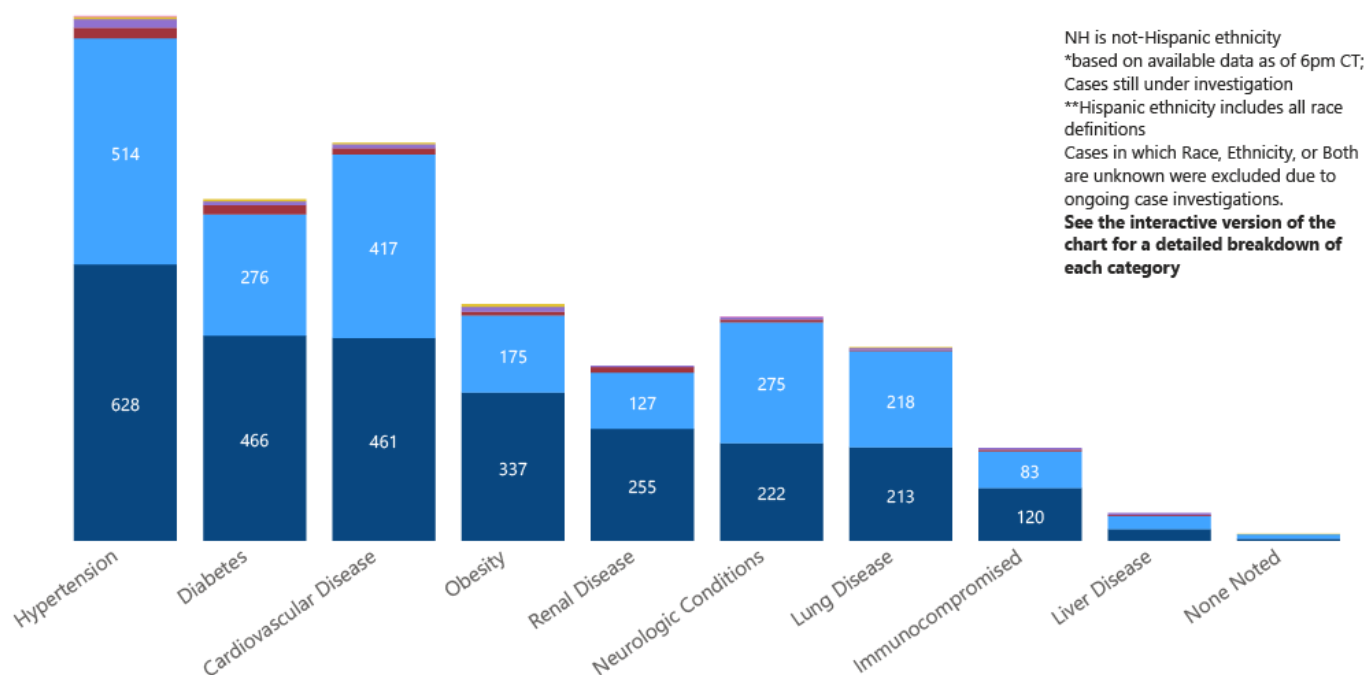
**Note:** Values up to two weeks in the past on the chart of Cases by Date above can change as we update it with new information from disease investigation.

## COVID-19 LTCF\* and Non-LTCF Deaths by Date of Death through August 20, 2020\*\*, Mississippi

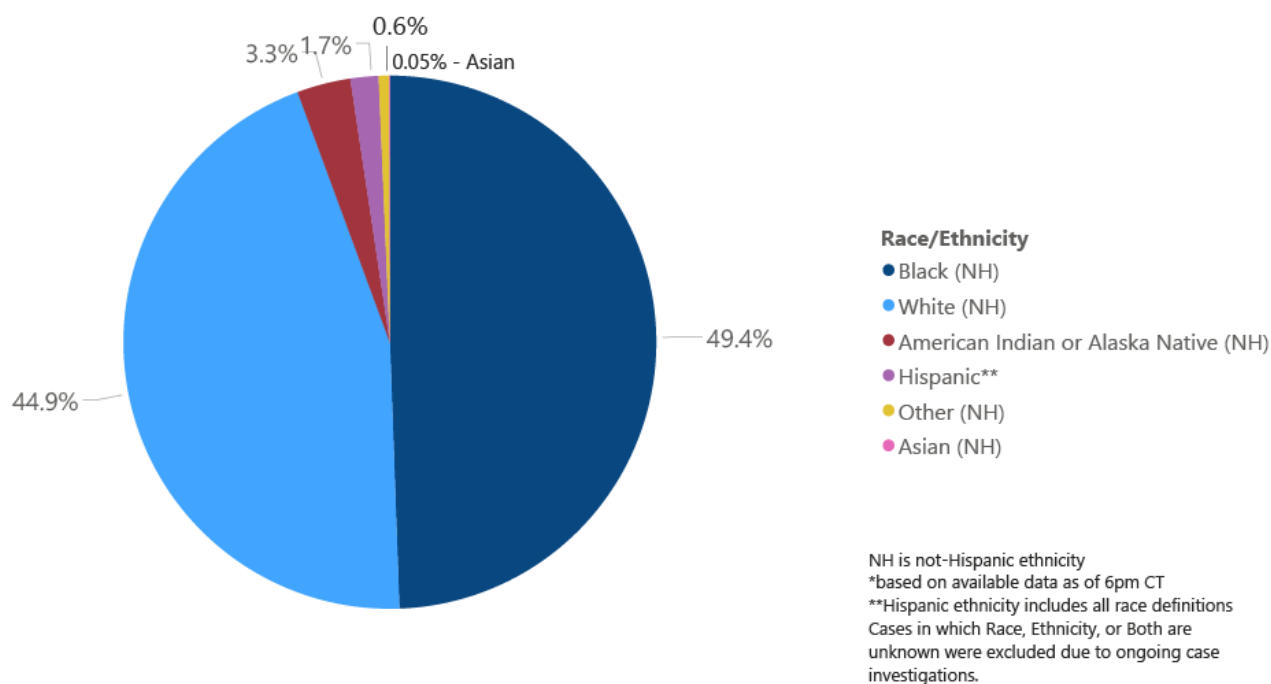


## COVID-19 Underlying Conditions in Deaths by Race/Ethnicity through August 20, 2020\*, Mississippi

**Race/Ethnicity** ● Black (NH) ● White (NH) ● American Indian or Alaska Native (NH) ● Hispanic\*\* ● Other (NH) ● Asian (NH)

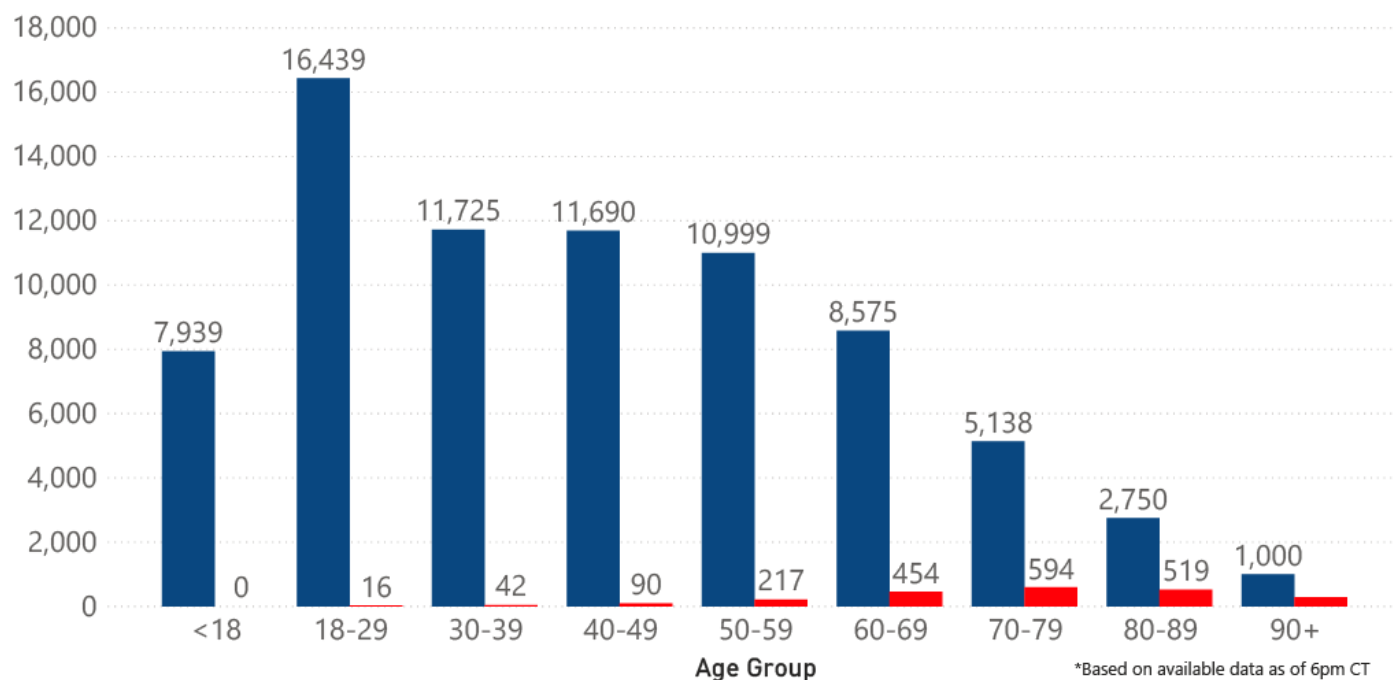


## COVID-19 Deaths by Race/Ethnicity through August 20, 2020\*, Mississippi

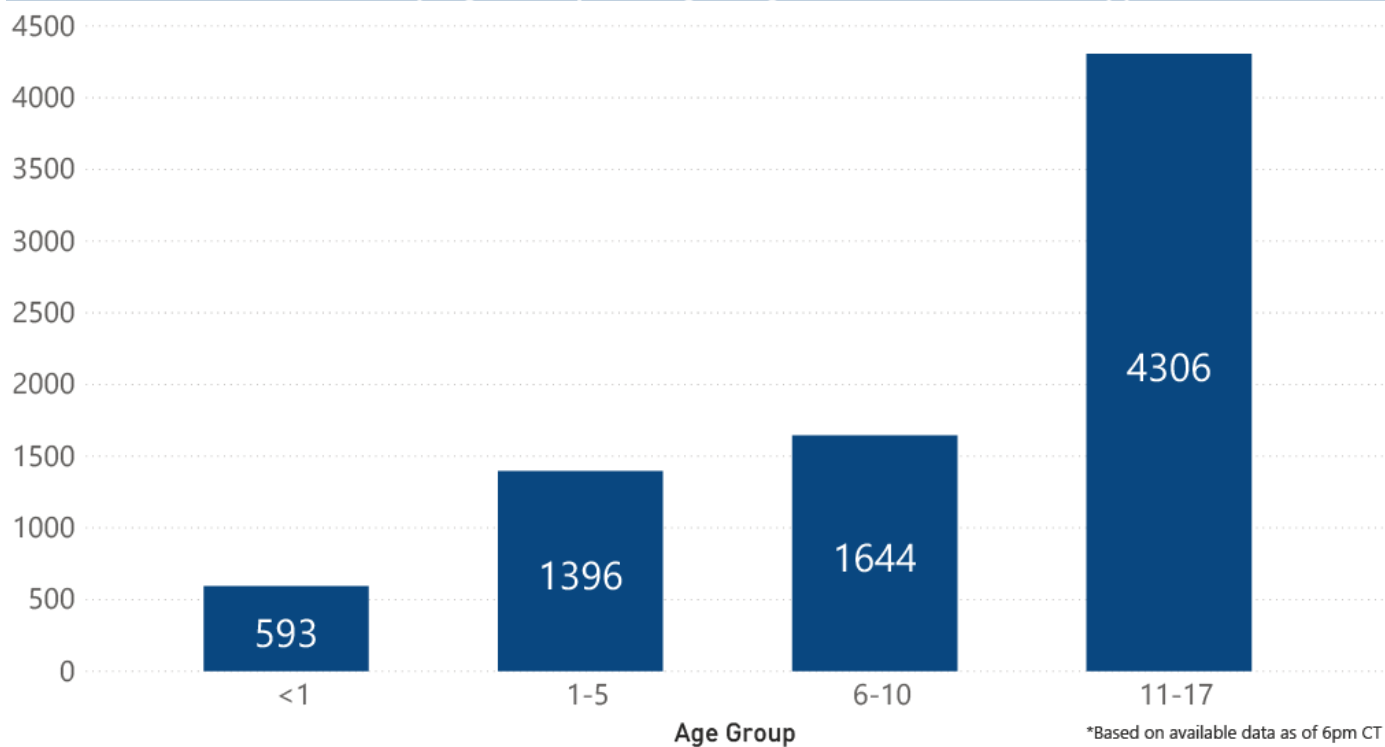


## COVID-19 Cases and Deaths by Age Group through August 20, 2020\*, Mississippi

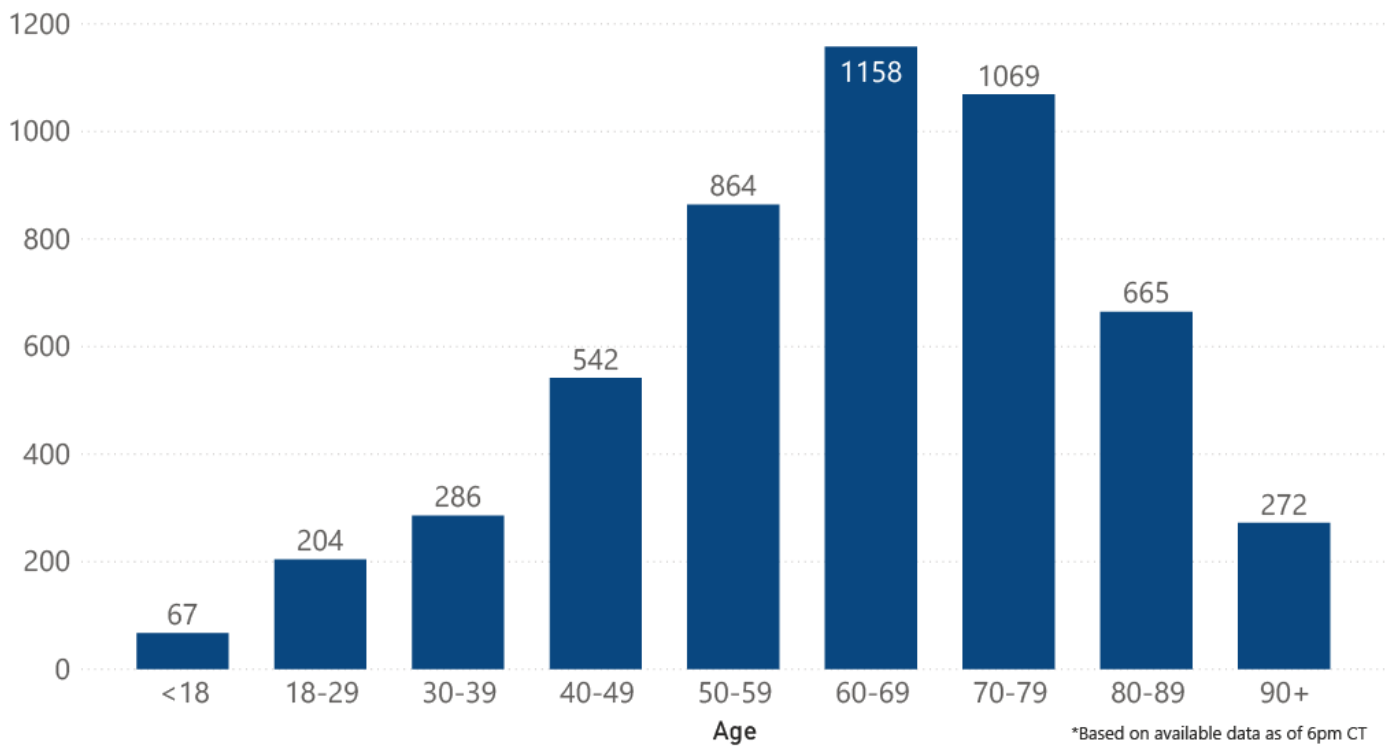
● Cases ● Deaths



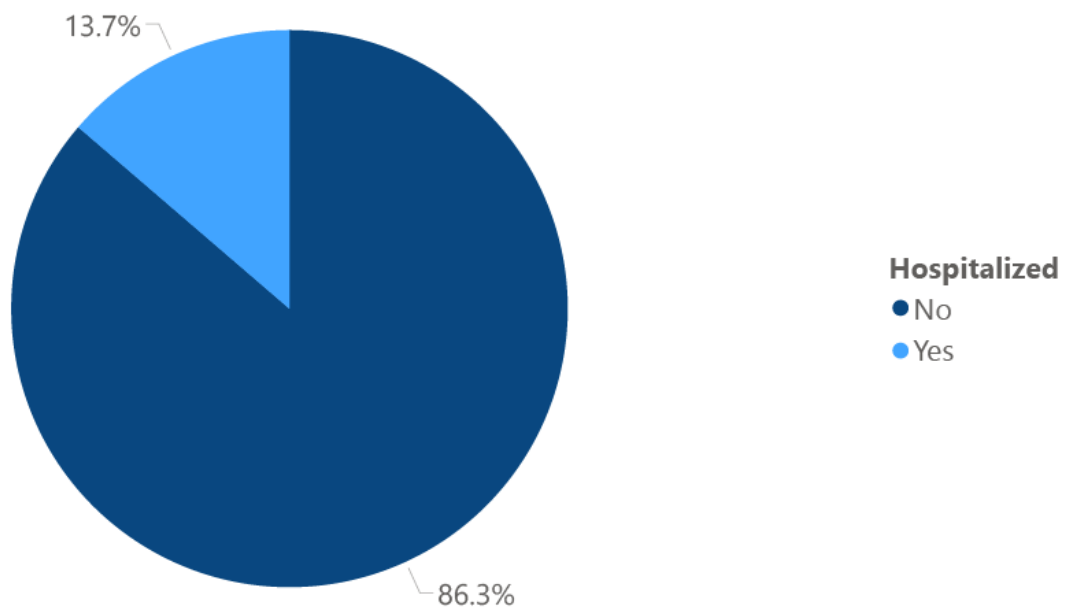
## COVID-19 Pediatric Cases by Age Group through August 20, 2020\*, Mississippi



## COVID-19 Hospitalized Cases by Age through August 20, 2020\*, Mississippi



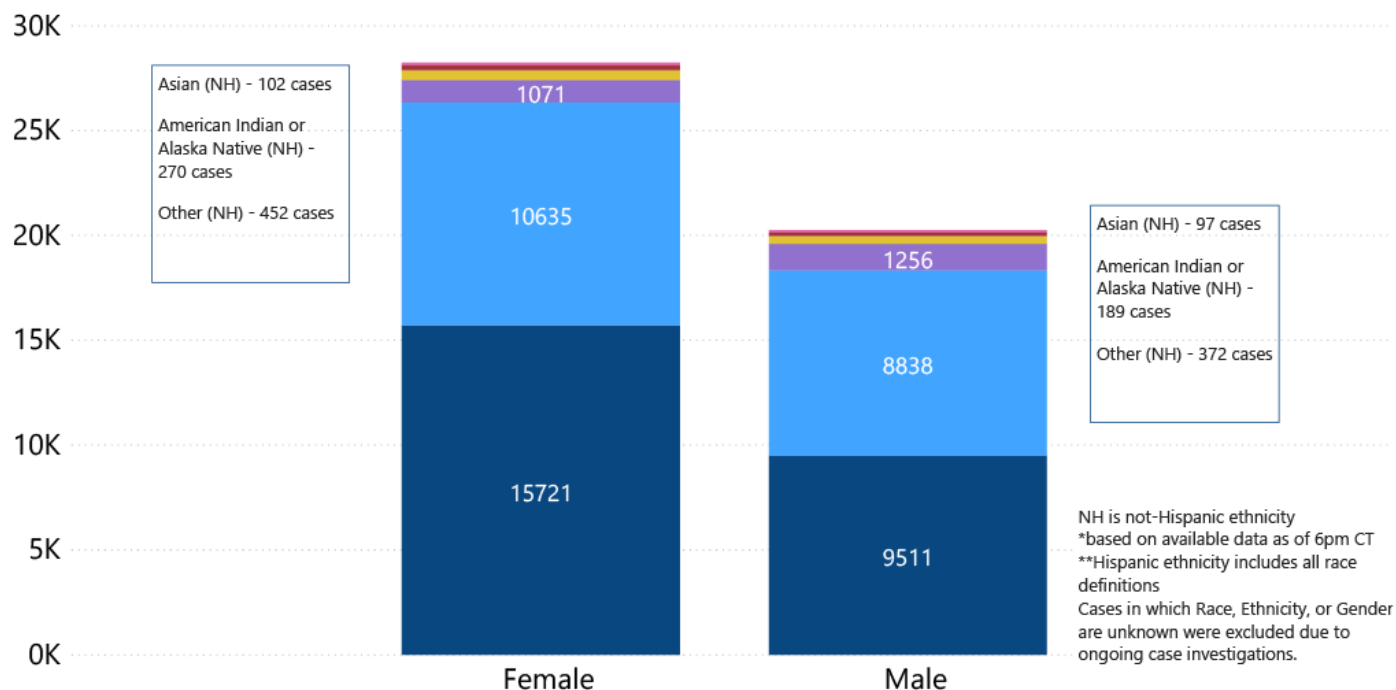
## COVID-19 Cumulative Hospitalizations-Investigated Cases August 20, 2020 \*



\* Cases in which hospitalization is unknown were excluded due to ongoing case investigations; based on available data as of 6 pm CT

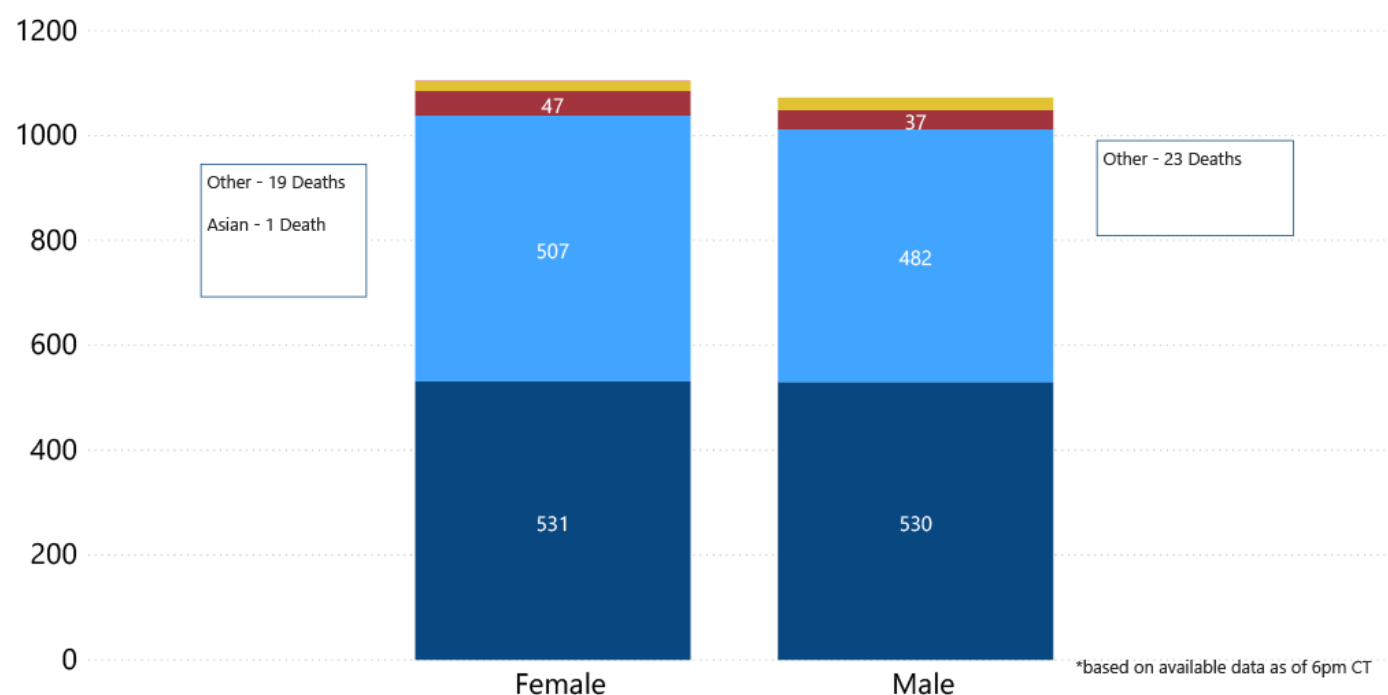
## COVID-19 Cases by Race/Ethnicity and Gender through August 20, 2020\*, Mississippi

**Race/Ethnicity** ● Black (NH) ● White (NH) ● Hispanic\*\* ● Other (NH) ● American Indian or Alaska Native (NH) ● Asian (NH)

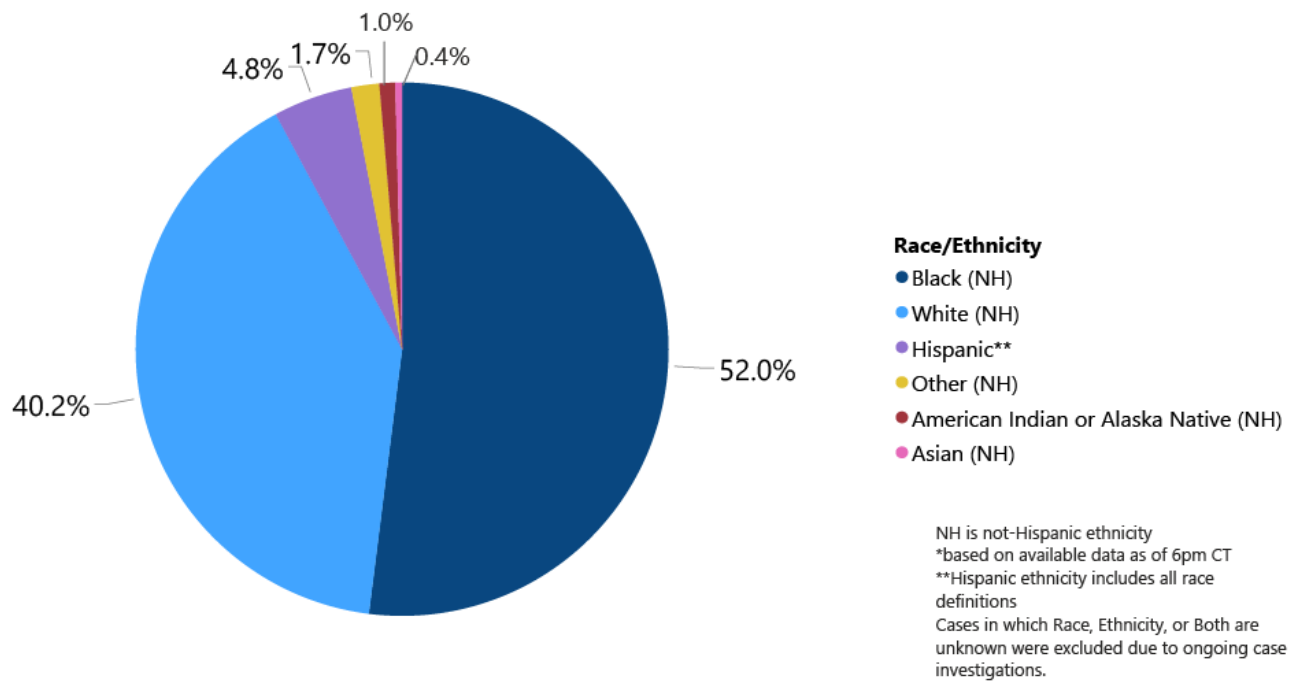


## COVID-19 Deaths by Race and Gender through August 20, 2020\*, Mississippi

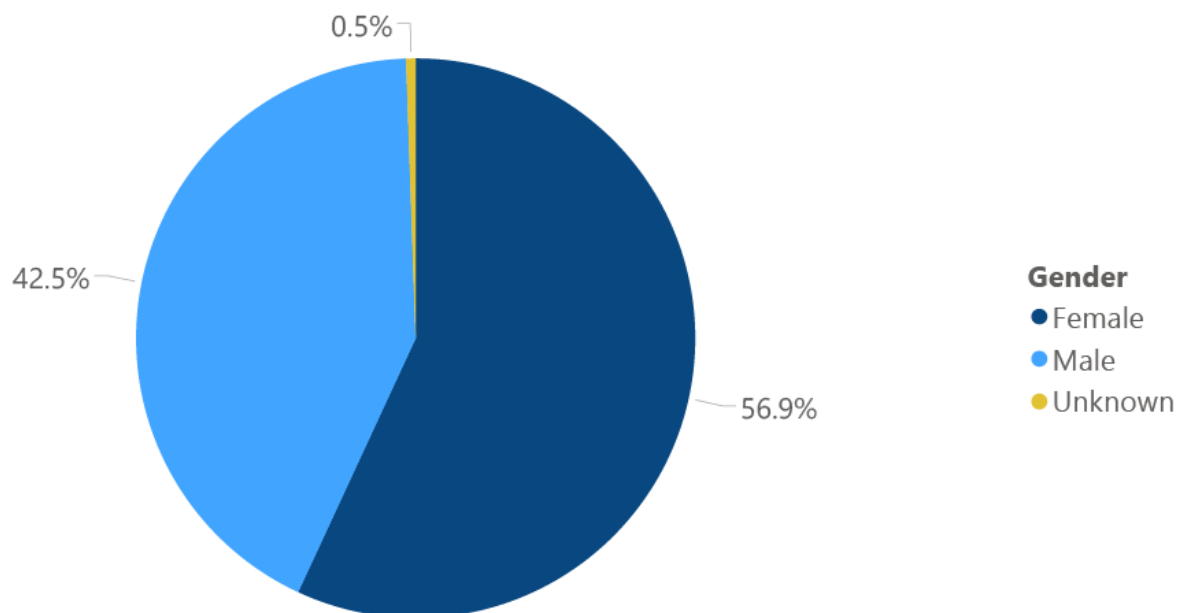
**Race** ● Black ● White ● American Indian or Alaska Native ● Other ● Asian



## COVID-19 Cases by Race/Ethnicity through August 20, 2020\*, Mississippi



## COVID-19 Cases by Gender through August 20, 2020\*, Mississippi



## Weekly High Case and High Incidence Counties

Tracking counties with recent high numbers of COVID-19 cases, adjusted for population, provides insight on where local outbreaks are most serious, and where protective measures should be increased. For more accurate reporting, these weekly charts include sample collection dates only up to seven days in the past to allow for case investigation and delays in lab test reports.

Cases counts in these charts is based on the date of testing, not the date the test result was reported, and include only those cases where the date of testing is known.

They rank counties by weekly cases, and by incidence (cases proportional to population). A separate table ranking all counties is also available. **All tables updated weekly.**

► [Full tables of counties ranked by weekly incidence and cases](#) PDF

County	Cases (August 3-August 9)	Cases per 100,000 (August 3-August 9)	Cases to Date	Cases per 100,000 Total	Percent Change
LEE	194	227.1	1737	2033.1	13%
HINDS	158	68.2	5917	2552.2	3%
HARRISON	117	56.2	2804	1347.6	4%
TISHOMINGO	107	552.0	476	2455.8	29%
DESOTO	98	53.0	3913	2115.8	3%
UNION	95	329.7	772	2679.2	14%
FORREST	89	118.8	1924	2568.9	5%
BOLIVAR	84	274.3	1224	3996.3	7%
JACKSON	84	58.5	2482	1728.2	4%
RANKIN	82	52.8	2437	1569.5	3%
LAFAYETTE	72	133.3	1072	1984.5	7%
MONROE	72	204.2	883	2504.8	9%

\*based on available data as of 6pm CT  
 Cases based on test date. Cases without test date excluded due to ongoing investigations.  
 Table will be updated weekly. A one week lag is used for reporting.

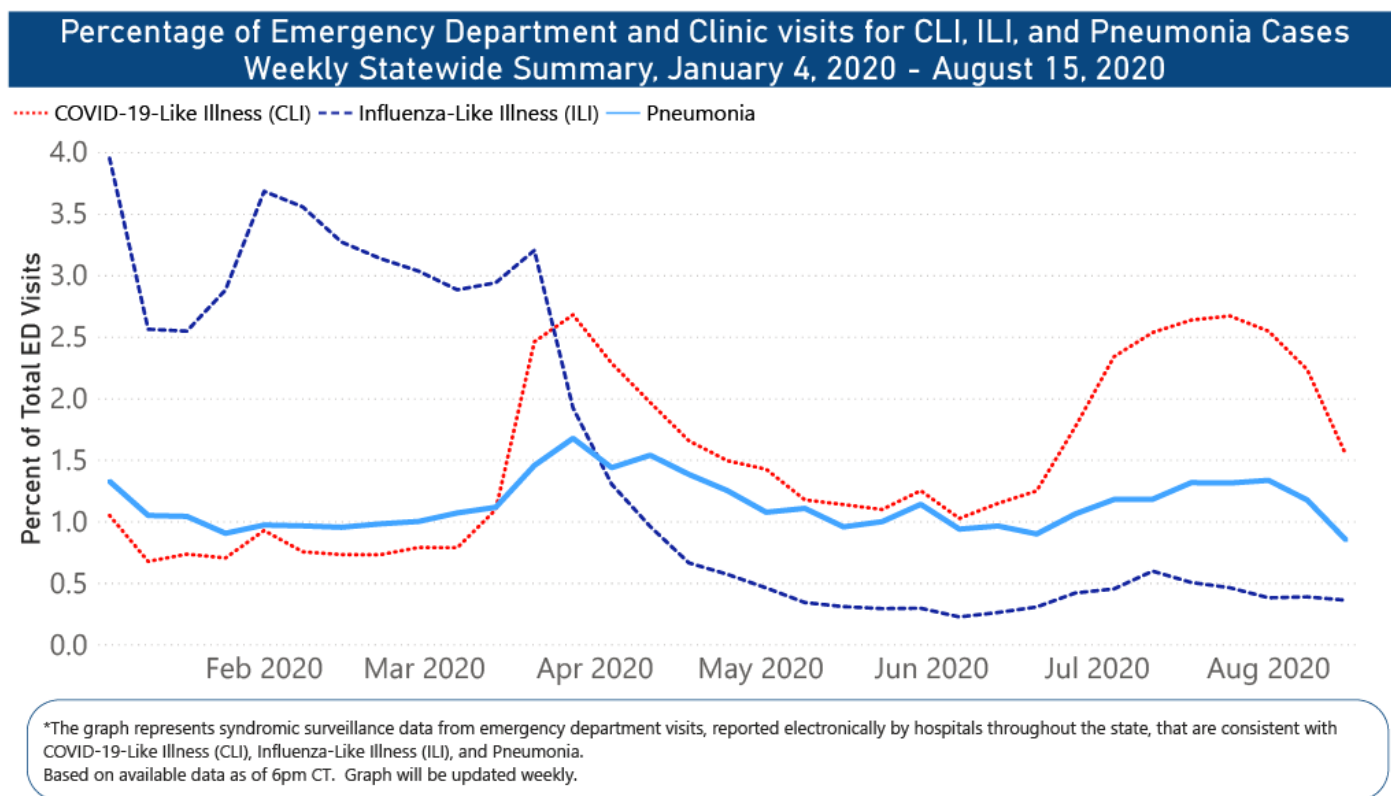
County	Cases (August 3-August 9)	Cases per 100,000 (August 3-August 9)	Cases to Date	Cases per 100,000 Total	Percent Change
TISHOMINGO	107	552.0	476	2455.8	29%
UNION	95	329.7	772	2679.2	14%
BOLIVAR	84	274.3	1224	3996.3	7%
MONTGOMERY	25	255.8	369	3774.9	7%
WEBSTER	24	247.7	257	2652.5	10%
TIPPAH	52	236.2	443	2012.3	13%
ITAWAMBA	54	230.9	427	1825.6	14%
LEE	194	227.1	1737	2033.1	13%
PRENTISS	57	226.9	498	1982.0	13%
CHICKASAW	38	222.2	513	2999.5	8%
MONROE	72	204.2	883	2504.8	9%
PONTOTOC	65	202.0	892	2772.4	8%

\*based on available data as of 6pm CT  
 Cases based on test date. Cases without test date excluded due to ongoing investigations.  
 Table will be updated weekly. A one week lag is used for reporting.



## Syndromic Surveillance

Emergency department visits by those with symptoms characteristic of COVID-19, influenza and pneumonia, updated weekly.



## Estimated Recoveries

Presumed COVID-19 cases recovered, estimated weekly (does not include cases still under investigation).



---

## U.S. and World Cases

- ▶ [COVID-19 cases in the United States \(CDC\)](#)
  - ▶ [U.S. COVID-19 Tracker \(CDC\)](#)
  - ▶ [COVID-19 Global Case Map \(Johns Hopkins University\)](#)
- 

## COVID-19 Testing

### Statewide Combined Testing as of August 20

COVID-19 testing providers around the state include commercial laboratories as well as hospital labs. Combined with testing done by the MSDH Public Health Laboratory, the figures provide a complete picture of all Mississippi testing.

**PCR** testing detects current, active COVID-19 infection in an individual.

**Antibody** (serology) testing identifies individuals with past COVID-19 infection based on antibodies they develop one to three weeks after infection.

	Total tests	PCR	Antibody	Antigen
MSDH Public Health Laboratory	93,291	92,815	476	0
Other testing providers	478,326	434,490	22,186	21,650
Total tests for COVID-19 statewide	<b>571,617</b>	<b>527,305</b>	<b>22,662</b>	<b>21,650</b>

### MSDH Individuals Tested as of August 20

MSDH Public Health Laboratory (MPHL) testing totals as of 3 p.m. These totals are for tests performed at the MPHL only.

- Total individuals tested by the MPHL: **72,164**
- Total positive individuals from MPHL tests: **8,093**

## Getting Tested for COVID-19

The MSDH Public Health Laboratory, its partners, and private providers are testing statewide for COVID-19.

Anyone with symptoms of fever, severe cough or severe chest pains – especially those who are older or in poor health – should make arrangements for testing with their doctor or one of the many healthcare providers now performing testing. Healthcare providers can assess your health history and symptoms, and perform testing for COVID-19 as needed. MSDH is also helping conduct free drive-up testing sites in many parts of the state. **Always call ahead to the testing provider for instructions on safely being examined before you visit for your test.**

- ▶ [Find a COVID-19 testing provider near you](#)

## Prevention and Guidance for Individuals and the Community

- [Preventive steps to take, recommendations, guidance and general information on COVID-19](#)

Our free newsletter includes monthly disease updates:



Last reviewed on Mar 5,  
2020

[error on this](#)

[email page](#)

[print](#)

### *Related resources*

- [Local COVID-19 Testing Providers](#)

- [COVID-19 Guidance and Prevention for Individuals and the Community](#)

Updated August 18, 2020

### *More topics*

- [\[ Espanol, Tieng Viet, ASL \]](#)
- [COVID-19 County Data](#)
- [Diagnostic Testing EUA](#)
- [Handouts and Posters](#)
- [Healthcare Professionals](#)
- [Interactive Map and Charts](#)
- [Prevention and Safety Guidance](#)
- [Testing for COVID-19](#)



A few feet makes a big difference.

**#stopcovid19**

#### AGENCY

[About Us](#)

[Administration](#)

[Board of Health](#)

[County Offices](#)

[Institutional Review](#)

[Jobs](#)

[Locations](#)

[Public Health Laboratory](#)

[RFPs/Grants](#)

[More »](#)

---

[Intranet](#)

[OHIT+ER Service Center](#)

[Webmail](#)

## **INFORMATION**

---

[Apps](#)

[Calendar of Events](#)

[Contact Us](#)

[Meetings](#)

[Health Resources](#)

[Hotlines](#)

[Locations](#)

[News](#)

[Newsletter](#)

[Phone Numbers](#)

[Español](#)

## **I NEED A ...**

---

[Birth Certificate](#)

[Certificate of Need](#)

[Children's Health Insurance](#)

[Complaint Form](#)

[Criminal History Check](#)

[Death Certificate](#)

[Divorce Record](#)

[Food Permit](#)

[Immunization Record](#)

[J-1 Visa](#)

[License Verification](#)

[Marriage Record](#)

[Professional License](#)

[Public Records Request](#)

[Wastewater Application](#)

## **PUBLICATIONS**

---

[Annual Report](#)

[CON Weekly Reports](#)

[Health Facilities Directory](#)

[Mississippi Morbidity Reports](#)

[Public Health Report](#)

[State Health Plan](#)

[Strategic Plan](#)

[More »](#)

Mississippi State Department of Health • 570 East Woodrow Wilson Dr • Jackson, MS 39216 • 866-HLTHY4U • [Contact and information](#)

