



Coronavirus Disease 2019 (COVID-19)

Updated August 22, 2020

The national Centers for Disease Control and Prevention (CDC) and the Mississippi State Department of Health continue to closely monitor the outbreak of respiratory illnesses caused by the novel (new) coronavirus COVID-19, and are working to limit the spread of cases nationally and in Mississippi. MSDH is actively working with doctors and hospitals to quickly identify cases and respond effectively to limit this outbreak.



Home isolation is mandatory if you have tested positive for COVID-19 by [order of the State Health Officer](#). If you have been in contact with someone who has COVID-19, quarantine is also important to protect others.

► What you should do

If you are awaiting results of **routine testing** not related to exposure, you may [return to work](#) and follow the safety guidance of your employer.

K-12 extracurricular events: New Governor's orders for safety. [More details »](#)

Healthcare Professionals

Guidance and more →

- [MSDH guidance](#)
- [Electronic reporting](#)
- [Specimens](#)
- [Lab dropoff](#)
- [CDC guidance](#)
- [MS-HAN Alerts](#)

[ALL HEALTHCARE](#)

Current Cases and Statistics

County and state data →

- [Current cases and deaths](#)
- [County data summaries](#)
- [Data charts and map](#)

- ▶ Long-term care facilities
- ▶ Lab testing
- ▶ Recoveries

ALL STATISTICS

Prevention, Safety and Testing

Personal and community →

- ▶ Personal protection
- ▶ Gatherings and events
- ▶ Business and community
- ▶ School guidelines
- ▶ State agencies
- ▶ Getting tested

ALL PREVENTION

Mississippi Coronavirus Hotline (7 days a week, 7 a.m.–7 p.m.): **877-978-6453**

Mississippi's hospital system is overloaded by the additional burden of COVID-19 patients. If we don't start making changes now, we'll be forced to make cruel calculations later about who gets the medical care they need, and who does not.

MSDH Guidelines for K-12 Reopening During COVID-19: Assessing risk, preventive measures, responding to outbreaks. [Document and resources »](#)

Report a restaurant not following COVID-19 safety orders : E-mail the details to food@msdh.ms.gov

Guide to executive orders: A summary of the latest COVID-19 Executive Orders from the Governor, organized by who and what they apply to. [View the guide »](#)

Face coverings are required by order of the Governor for all Mississippians in [schools](#), businesses and indoor public spaces, and in outdoor public spaces where consistent social distancing is not possible. [Details and exceptions »](#)

General Information

► [Overview, questions and answers, handouts, and information in other languages](#)

COVID-19 in Mississippi

New Cases and Deaths as of August 21

NEW CASES

945

New COVID-19 positive test results reported to MSDH as of 6 p.m. yesterday.

NEW DEATHS

23

New COVID-19 related deaths reported to MSDH as of 6 p.m. yesterday.

County	Total
Desoto	1
Forrest	1
George	1
Harrison	2
Hinds	1
Itawamba	1
Jackson	1
Jones	1
Lafayette	3
Lauderdale	1
Lee	1
Montgomery	1
Oktibbeha	1
Rankin	1

County	Total
Sunflower	1
Tishomingo	1
Union	1
Warren	2

1 confirmed COVID-19 related death occurred on August 16, identified from a death certificate report.

County	Total
Tishomingo	1

LTC OUTBREAKS

172

Current outbreaks in long-term care facilities only. (See [LTC facility outbreak definition.](#))

About our case counts: We currently update our case totals each day based on test results from the previous day. Outside laboratories also report positive test results to us, which are included in our totals. Repeated tests for the same individual are counted only once. County case numbers and deaths may change as investigation finds new or additional information.

County COVID-19 Data

Race and Ethnicity

- [Total COVID-19 cases and deaths by county, race and ethnicity](#) PDF
Current and past data tables, updated daily

Trends and Data for Individual Counties

- [Weekly COVID-19 summaries for each Mississippi county](#)

High Cases and Incidence

- [Mississippi counties ranked by weekly cases and incidence](#)

Cumulative Cases and Deaths by County

Totals of all reported COVID-19 cases for 2020, including those in long-term care (LTC) facilities.

The numbers in this table are provisional. County case numbers and deaths may change as investigation finds new or additional information. The data provided below is the most current available.

County	Total Cases	Total Deaths	Total LTC Facility Cases	Total LTC Facility Deaths
Total	77,268	2,237	4,664	939

County	Total Cases	Total Deaths	Total LTC Facility Cases	Total LTC Facility Deaths
Adams	706	28	46	12
Alcorn	506	6	12	1
Amite	259	6	14	2
Attala	570	25	90	20
Benton	184	1	2	0
Bolivar	1333	42	74	11
Calhoun	447	9	23	4
Carroll	283	11	45	9
Chickasaw	547	20	36	11
Choctaw	149	4	0	0
Claiborne	421	15	43	9
Clarke	410	28	31	9
Clay	445	14	2	1
Coahoma	899	14	75	2
Copiah	1012	30	30	4
Covington	693	17	8	3
De Soto	4238	38	49	9
Forrest	2002	60	118	34
Franklin	164	3	3	1
George	667	12	5	2
Greene	282	14	35	6
Grenada	899	28	83	15
Hancock	450	18	8	4
Harrison	3012	45	149	16
Hinds	6222	132*	341	57
Holmes	1003	50	98	20
Humphreys	326	12	20	6
Issaquena	93	2	0	0
Itawamba	477	14	47	8
Jackson	2720	54	74	7
Jasper	457	12	1	0
Jefferson	210	8	8	2
Jefferson Davis	269	7	3	1
Total	77,268	2,237	4,664	939

County	Total Cases	Total Deaths	Total LTC Facility Cases	Total LTC Facility Deaths
Jones	2057	69	174	35
Kemper	257	14	38	9
Lafayette	1152	30	105	22
Lamar	1358	24	8	3
Lauderdale	1615	102	212	58
Lawrence	373	9	18	1
Leake	836	27	4	0
Lee	1958	47	118	21
Leflore	1186	70	185	44
Lincoln	917	46	129	29
Lowndes	1208	47	92	28
Madison	2774	79	222	40
Marion	750	24	48	6
Marshall	876	11	18	3
Monroe	965	56	147	44
Montgomery	390	12	25	7
Neshoba	1370	97	109	36
Newton	620	13	10	2
Noxubee	504	13	17	4
Oktibbeha	1272	46	184	29
Panola	1229	20	13	2
Pearl River	672	45	66	19
Perry	281	9	0	0
Pike	1069	39	74	19
Pontotoc	967	9	6	1
Prentiss	558	12	31	3
Quitman	297	2	0	0
Rankin	2635	47*	115	11
Scott	1072	21	15	3
Sharkey	233	7	42	6
Simpson	893	38	96	20
Smith	451	13	54	8
Stone	280	9	28	3
Total	77,268	2,237	4,664	939

County	Total Cases	Total Deaths	Total LTC Facility Cases	Total LTC Facility Deaths
Sunflower	1182	33	31	7
Tallahatchie	599	11	9	2
Tate	826	31	32	12
Tippah	489	15	1	0
Tishomingo	504	18	92	9
Tunica	421	9	12	2
Union	821	20	38	11
Walthall	544	23	67	12
Warren	1242	41	106	19
Washington	1899	56	78	16
Wayne	830	21	58	10
Webster	280	13	52	11
Wilkinson	253	14	8	4
Winston	678	18	40	11
Yalobusha	344	10	35	7
Yazoo	926	18	29	4
Total	77,268	2,237	4,664	939

***Note:** A death previously reported in Hinds County should have been included in Rankin County's data.

Case Classifications

Mississippi investigates and reports both probable and confirmed cases and deaths according to the [CSTE case definition](#).

	Confirmed	Probable	Total
Cases	73,826	2,497	77,268
Deaths	2,136	101	2,237

Confirmed cases and deaths are generally determined by positive PCR tests, which detect the presence of ongoing coronavirus infection.

Probable cases are those who test positive by other testing methods such as antibody or antigen, and have recent symptoms consistent with COVID-19, indicating a recent infection.

Probable deaths are those individuals with a designation of COVID-19 as a cause of death on the death certificate, but where no confirmatory testing was performed.

Long-Term Care Facility Cases and Outbreaks

Long-term care (LTC) facilities like nursing homes are considered high risk locations because their residents are older or in poor health. A single confirmed COVID-19 infection in an LTC facility resident, or more than one infection in employees or staff in a 14-day period constitutes an outbreak. Residential care facilities also represent group living facilities where COVID-19 can be easily spread. We investigate residents, staff and close contacts of infected individuals for possible exposure.

These outbreak figures are reported directly to MSDH by the facility. Many of the cases and deaths reported by facilities may not yet be included in our totals of lab-reported cases.

► [Mississippi COVID-19 cases and deaths in long-term care facilities](#) PDF

Long-term care facilities include nursing homes, personal care homes, assisted living homes, and intermediate care facilities for individuals with intellectual disability (ICF-IID)

► [Mississippi COVID-19 cases and deaths in residential care facilities](#) PDF

Residential care facilities include psychiatric or chemical dependency residential treatment centers and long-term acute care facilities.

Ongoing Outbreaks

The table of ongoing outbreaks lists all facilities that have reported a current, active COVID-19 outbreak. The reported totals are for cases and deaths associated with the current outbreak **only**.

Note: The cases and deaths in this document have been reported to us directly by the facilities, and may not have appeared yet in our county totals, which are based on reports from testing laboratories.

► [Mississippi long-term care facilities with active COVID-19 outbreaks](#)

Current and past listings

Mississippi COVID-19 Data Charts and Map

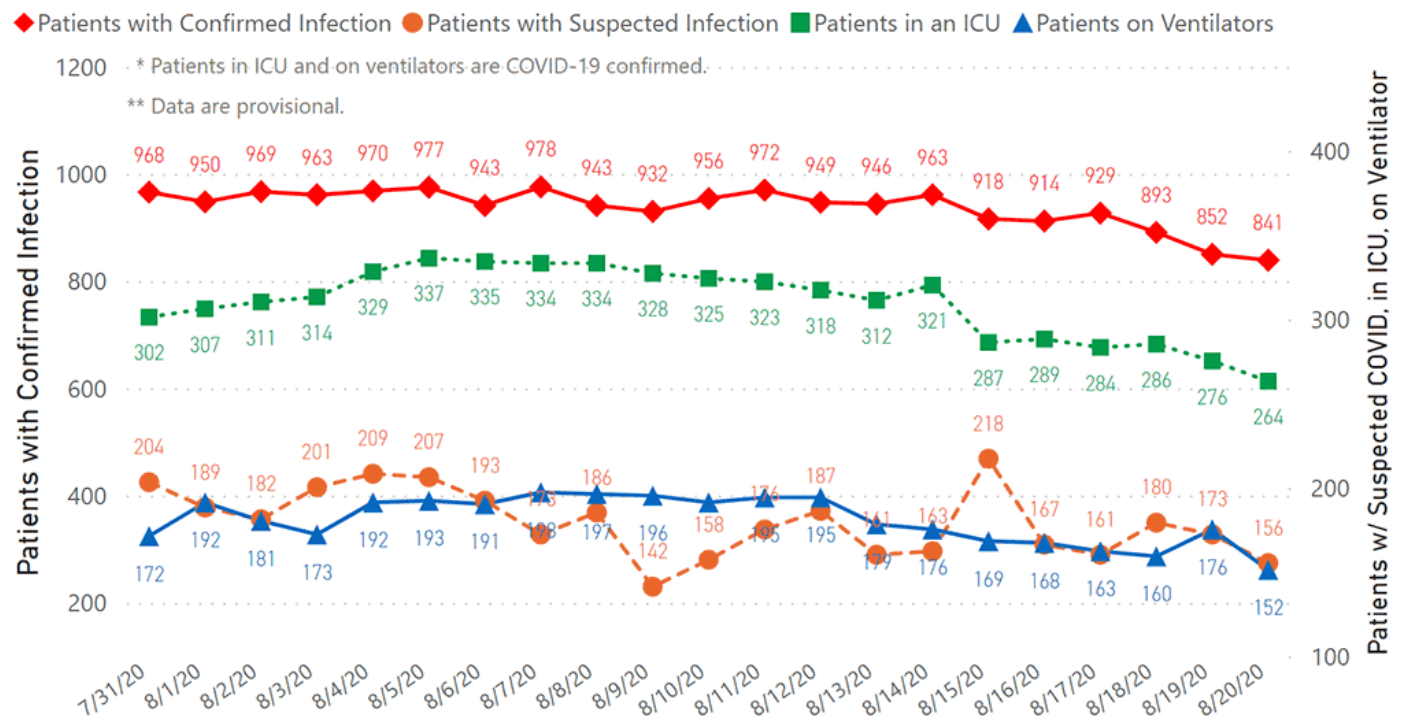
All data reports below are updated as they become available. Updates are made daily except where noted.

Hospitalizations and Bed Availability

► [Interactive chart of hospitalizations by date](#)

► **NEW:** [Interactive chart of local and state hospital bed availability](#)

COVID-19 Hospitalizations Reported by MS Hospitals, 7/31/20-8/20/20 *,**



Cases and Deaths Data Charts

Our state case map and other data charts are also available in interactive form.

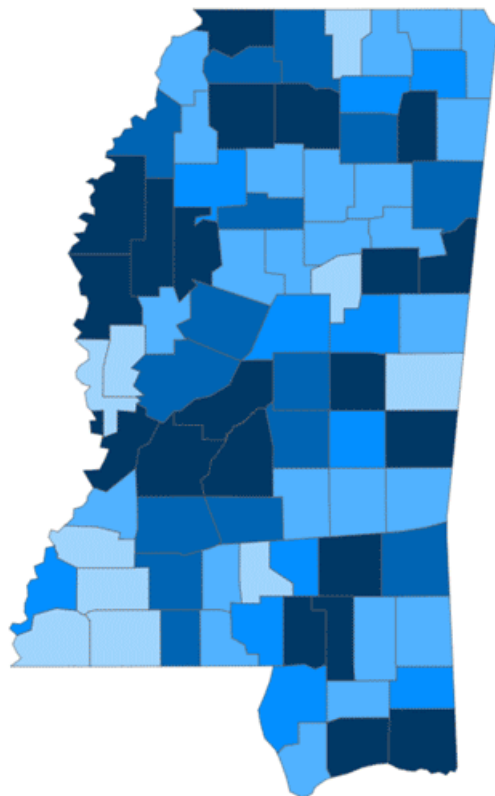
- [View interactive map](#)
- [View interactive epidemiological trend and syndromic surveillance](#)

The charts below are based on available data at the time of publication. Charts do **not** include cases where insufficient details of the case are known.

Mississippi COVID-19 Cases and Deaths by Race with Ethnicity as of 6 pm CT, August 21, 2020

Total Cases

77,268



	American Indian or Alaska Native	Asian	Black	White	Other	Unknown
Non Hispanic	463	204	25,543	19,852	834	367
Hispanic	14	9	95	626	1,519	94
Unknown Ethnicity	769	55	6,380	5,162	4,442	10,840

Total Deaths

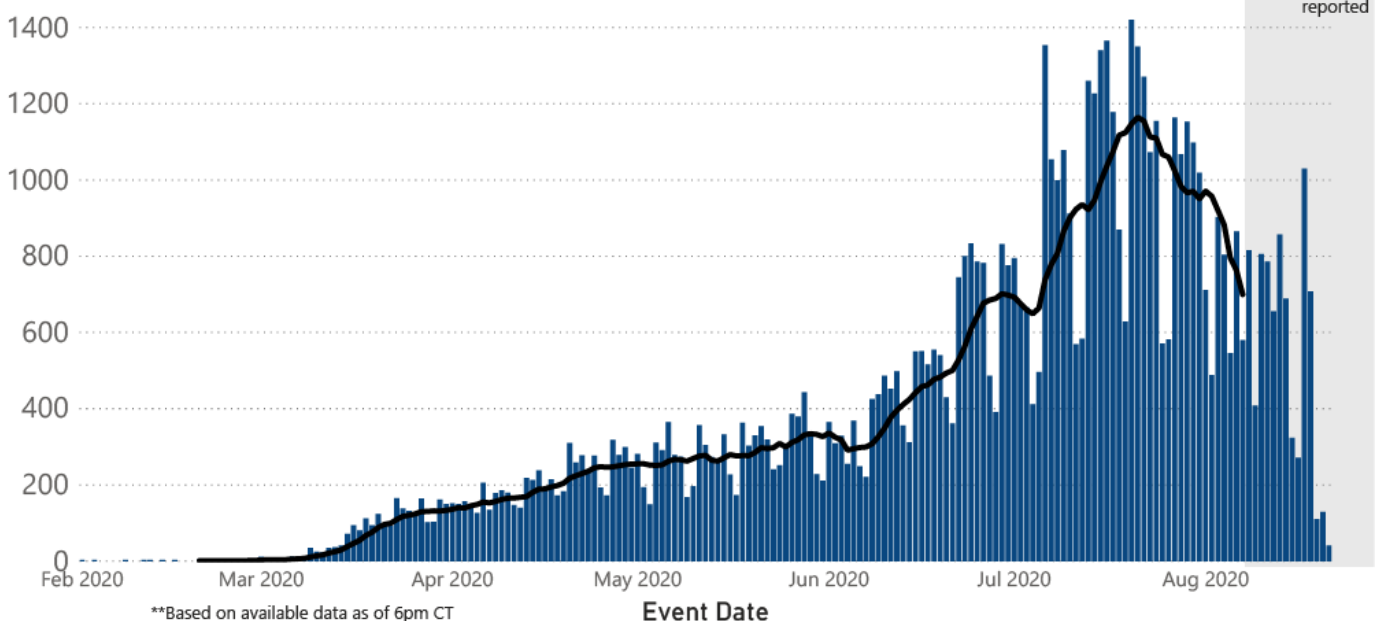
2,237

	American Indian or Alaska Native	Asian	Black	White	Other	Unknown
Non Hispanic	63	2	967	879	12	2
Hispanic	1	0	2	16	12	2
Unknown Ethnicity	20	1	100	109	18	31

COVID-19 Cases by Date* through August 21, 2020**, Mississippi

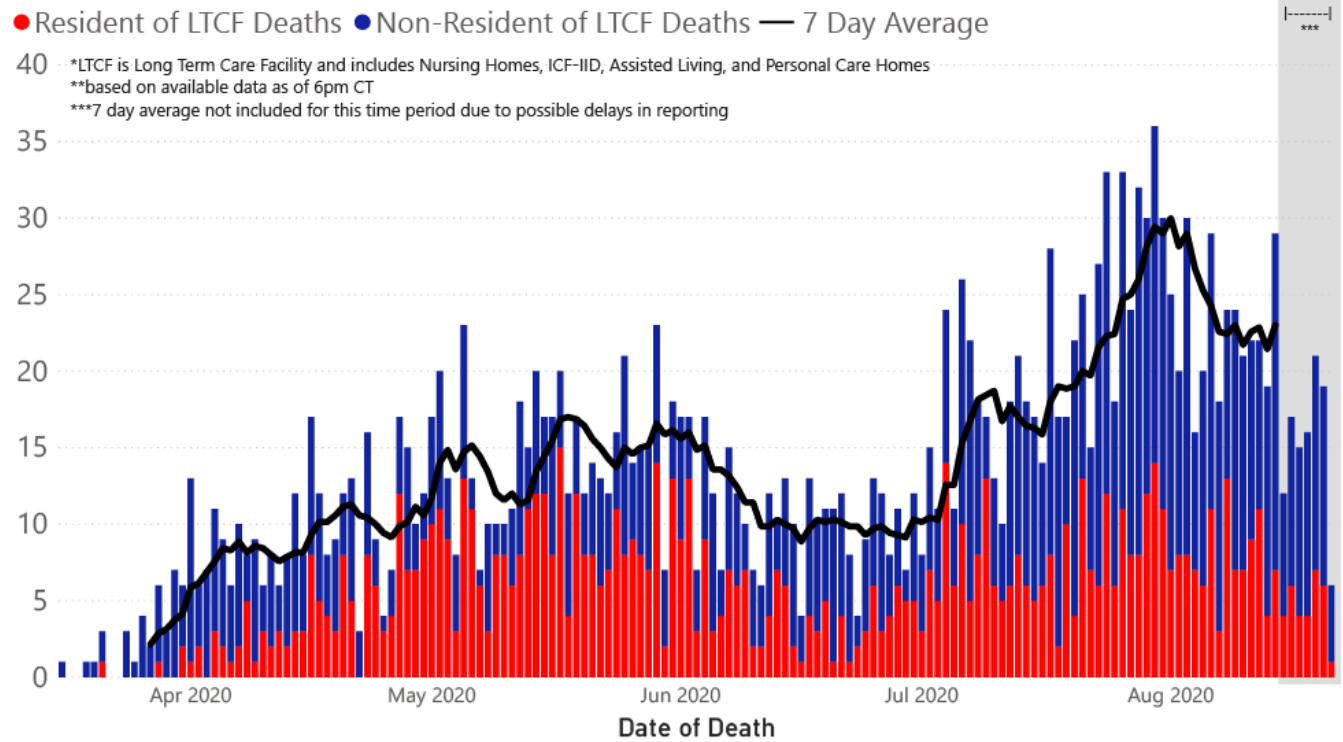
● Cases — 7 Day Average

*Date: date of onset, test collection or report to MSDH; updated as case is investigated.

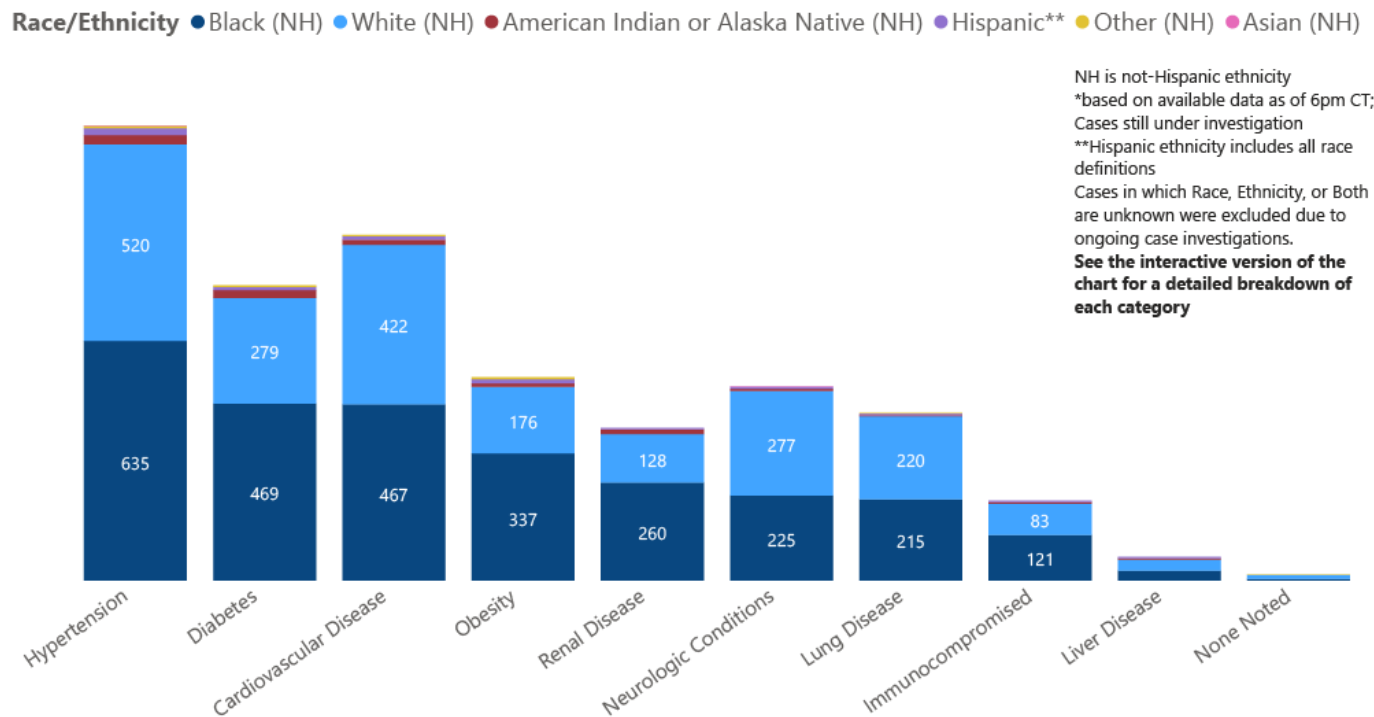


Note: Values up to two weeks in the past on the chart of Cases by Date above can change as we update it with new information from disease investigation.

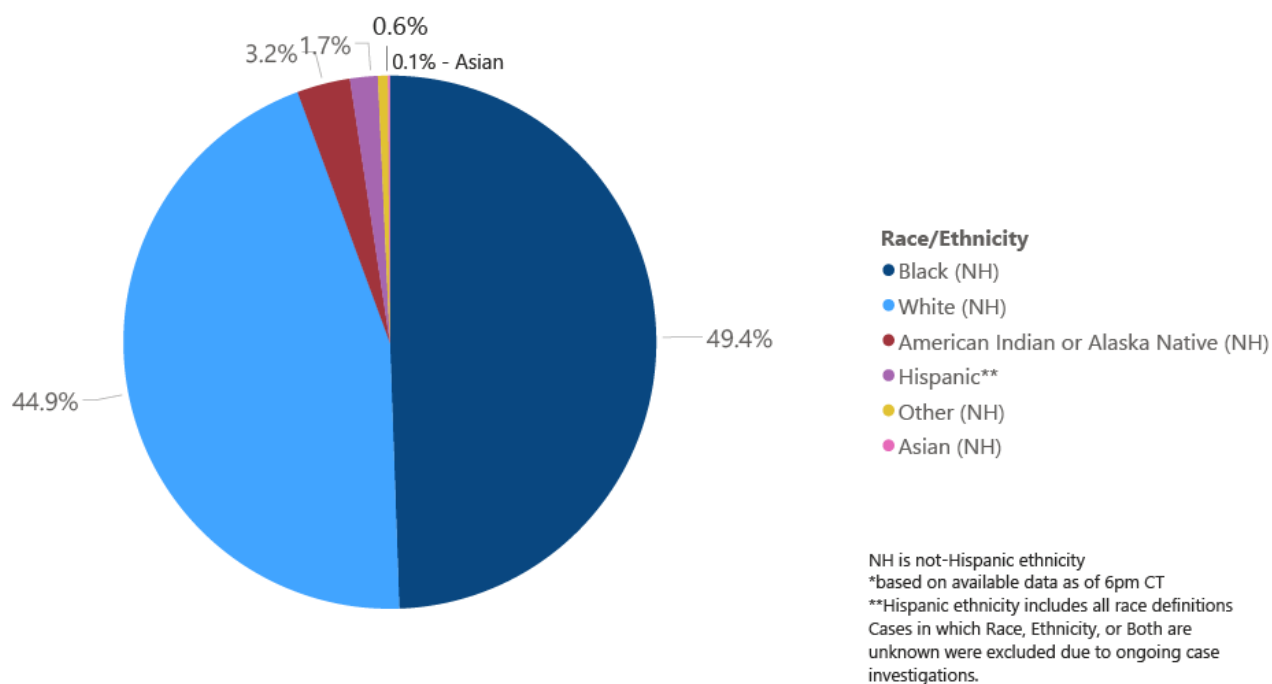
COVID-19 LTCF* and Non-LTCF Deaths by Date of Death through August 21, 2020**, Mississippi



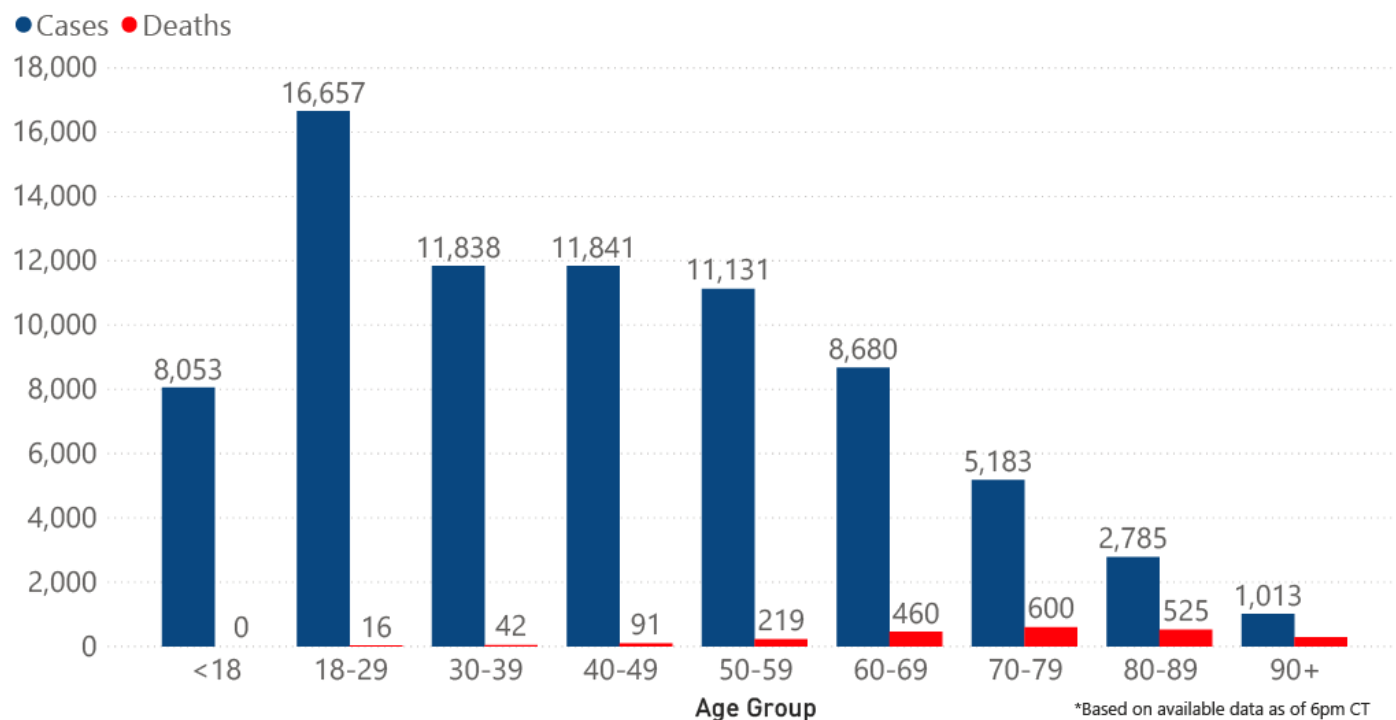
COVID-19 Underlying Conditions in Deaths by Race/Ethnicity through August 21, 2020*, Mississippi



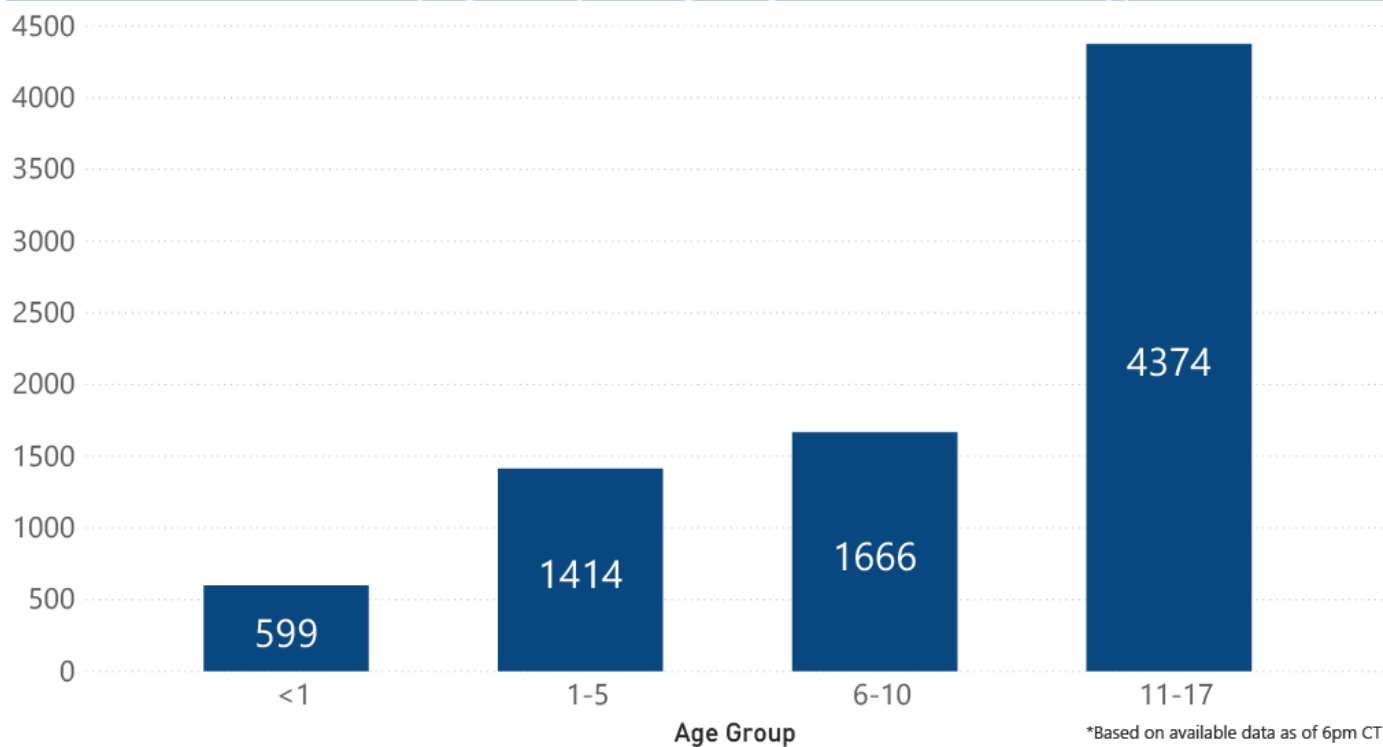
COVID-19 Deaths by Race/Ethnicity through August 21, 2020*, Mississippi



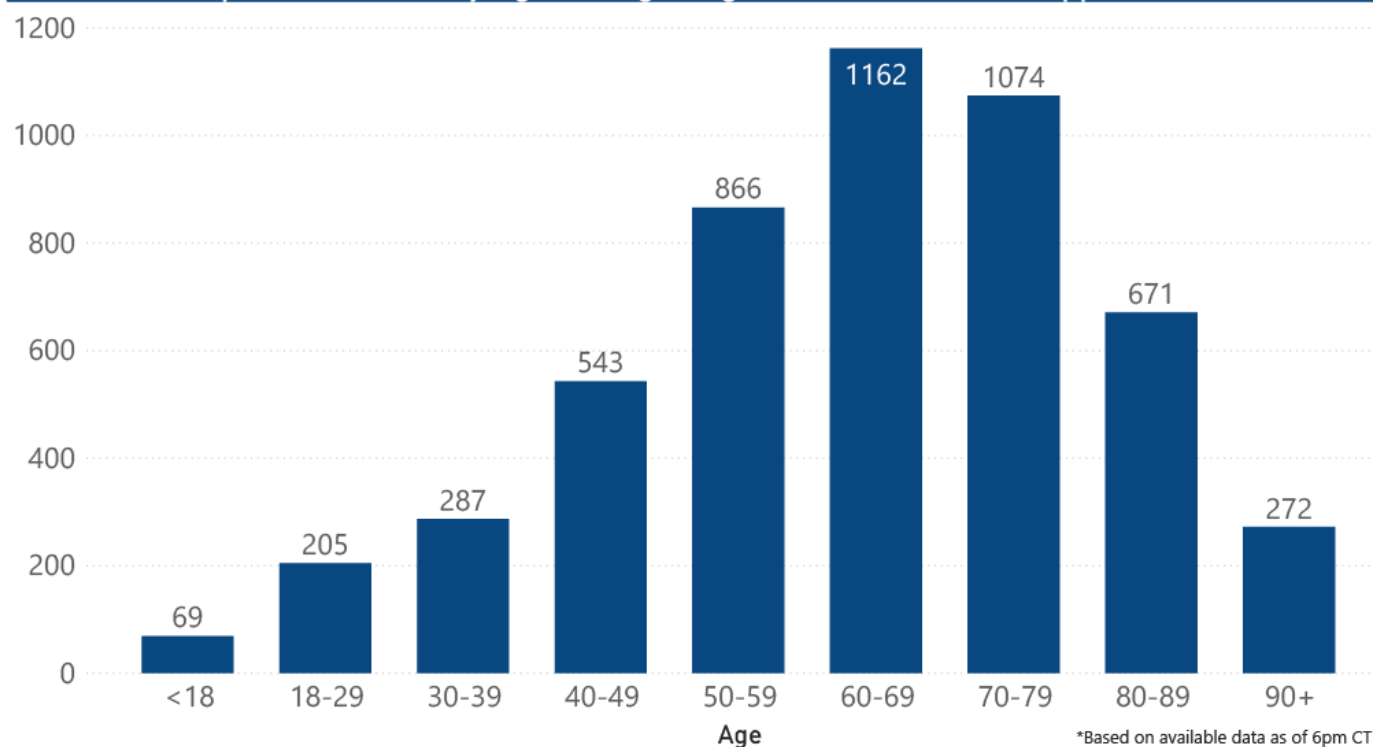
COVID-19 Cases and Deaths by Age Group through August 21, 2020*, Mississippi



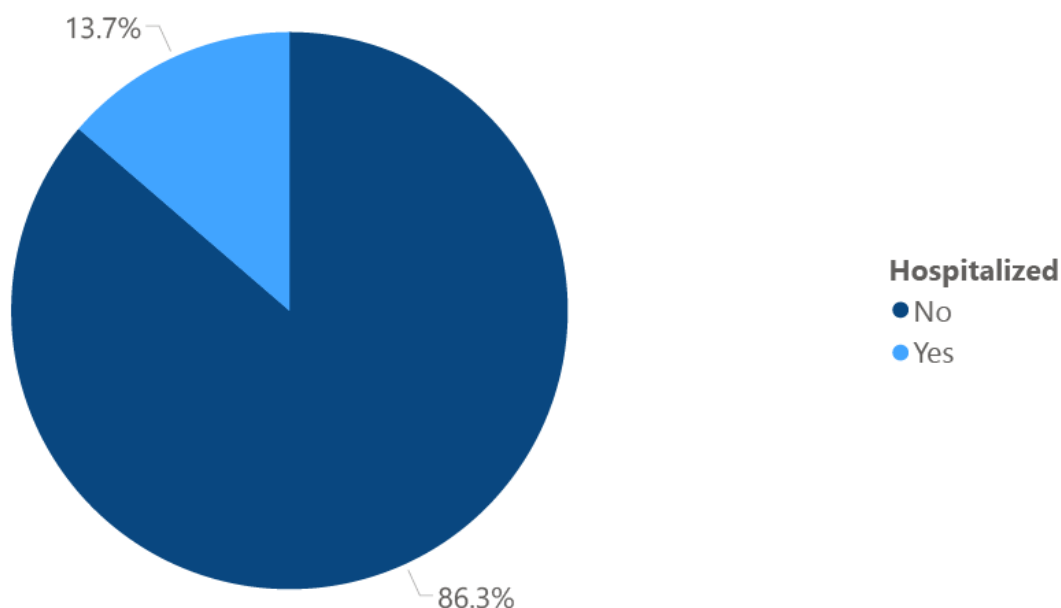
COVID-19 Pediatric Cases by Age Group through August 21, 2020*, Mississippi



COVID-19 Hospitalized Cases by Age through August 21, 2020*, Mississippi



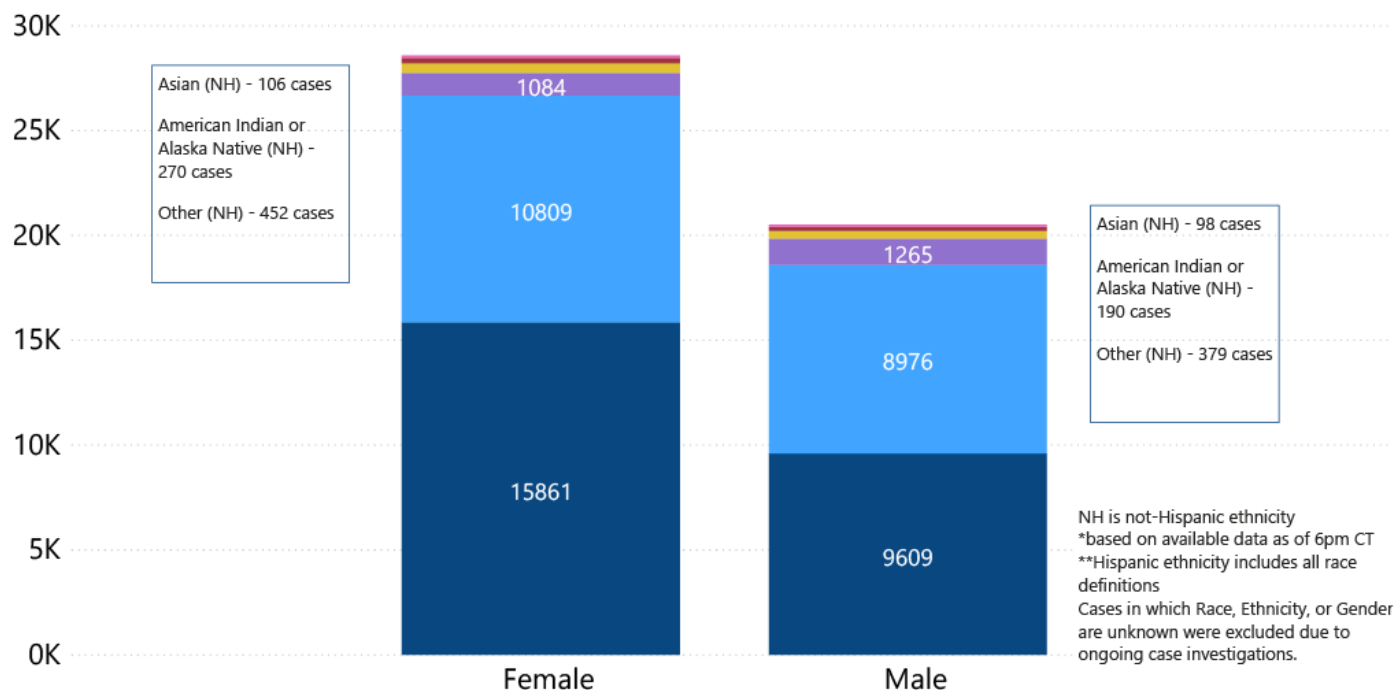
COVID-19 Cumulative Hospitalizations-Investigated Cases August 21, 2020 *



* Cases in which hospitalization is unknown were excluded due to ongoing case investigations; based on available data as of 6 pm CT

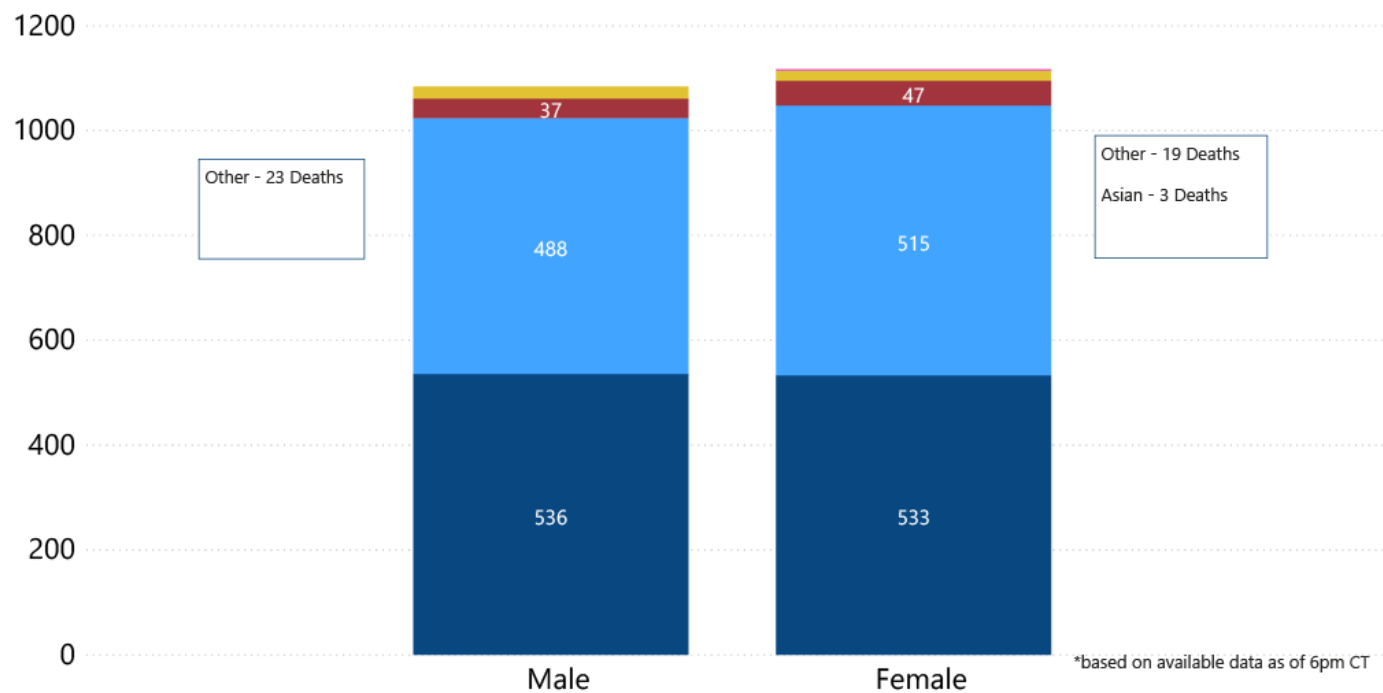
COVID-19 Cases by Race/Ethnicity and Gender through August 21, 2020*, Mississippi

Race/Ethnicity ● Black (NH) ● White (NH) ● Hispanic** ● Other (NH) ● American Indian or Alaska Native (NH) ● Asian (NH)

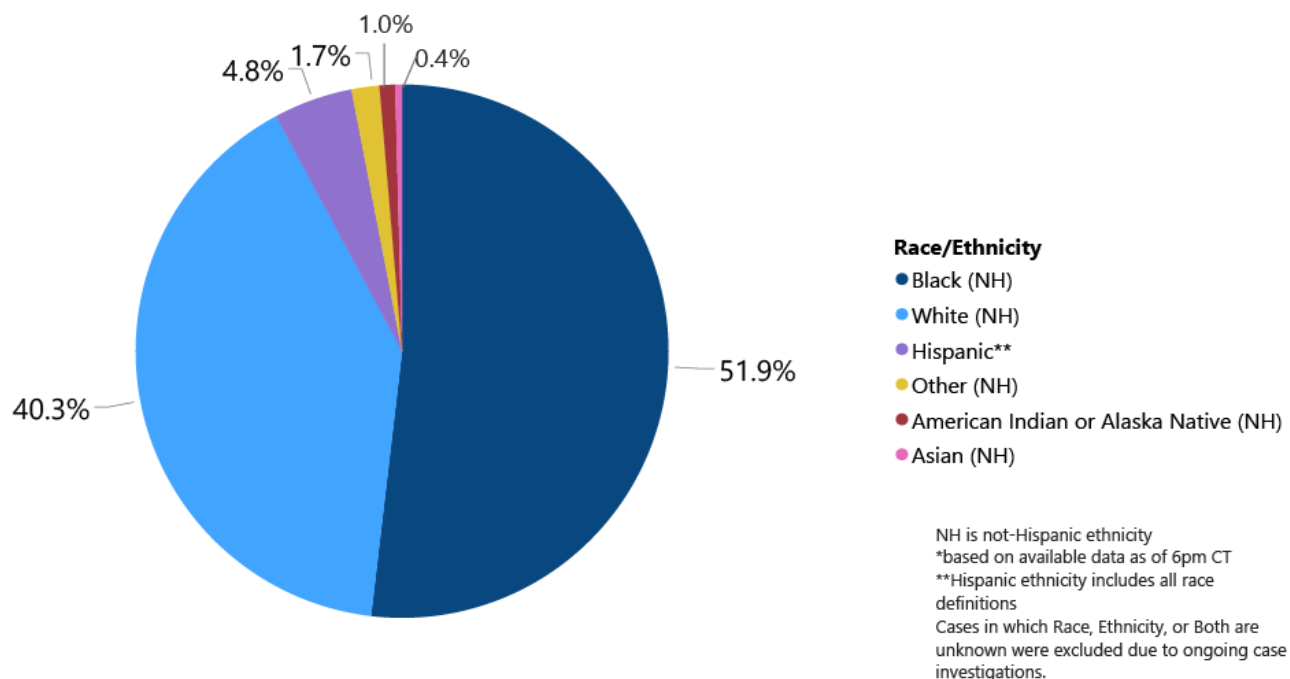


COVID-19 Deaths by Race and Gender through August 21, 2020*, Mississippi

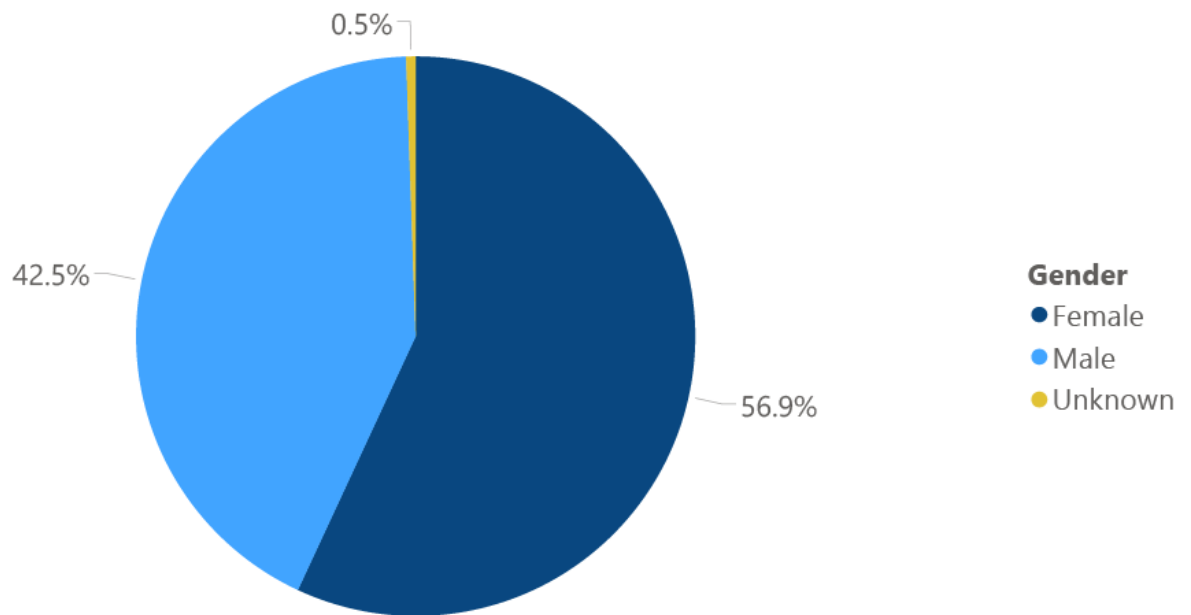
Race ● Black ● White ● American Indian or Alaska Native ● Other ● Asian



COVID-19 Cases by Race/Ethnicity through August 21, 2020*, Mississippi



COVID-19 Cases by Gender through August 21, 2020*, Mississippi



*Based on available data as of 6pm CT

Weekly High Case and High Incidence Counties

Tracking counties with recent high numbers of COVID-19 cases, adjusted for population, provides insight on where local outbreaks are most serious, and where protective measures should be increased. For more accurate reporting, these weekly charts include sample collection dates only up to seven days in the past to allow for case investigation and delays in lab test reports.

Cases counts in these charts is based on the date of testing, not the date the test result was reported, and include only those cases where the date of testing is known.

They rank counties by weekly cases, and by incidence (cases proportional to population). A separate table ranking all counties is also available. **All tables updated weekly.**

► [Full tables of counties ranked by weekly incidence and cases](#) PDF

COVID-19 High Case MS Counties Over 1 Week Period (August 3-August 9, 2020*)

County	Cases (August 3-August 9)	Cases per 100,000 (August 3-August 9)	Cases to Date	Cases per 100,000 Total	Percent Change
LEE	194	227.1	1737	2033.1	13%
HINDS	158	68.2	5917	2552.2	3%
HARRISON	117	56.2	2804	1347.6	4%
TISHOMINGO	107	552.0	476	2455.8	29%
DESOTO	98	53.0	3913	2115.8	3%
UNION	95	329.7	772	2679.2	14%
FORREST	89	118.8	1924	2568.9	5%
BOLIVAR	84	274.3	1224	3996.3	7%
JACKSON	84	58.5	2482	1728.2	4%
RANKIN	82	52.8	2437	1569.5	3%
LAFAYETTE	72	133.3	1072	1984.5	7%
MONROE	72	204.2	883	2504.8	9%

*based on available data as of 6pm CT

Cases based on test date. Cases without test date excluded due to ongoing investigations.

Table will be updated weekly. A one week lag is used for reporting.

COVID-19 High Incidence MS Counties Over 1 Week Period (August 3-August 9, 2020*)

County	Cases (August 3-August 9)	Cases per 100,000 (August 3-August 9)	Cases to Date	Cases per 100,000 Total	Percent Change
TISHOMINGO	107	552.0	476	2455.8	29%
UNION	95	329.7	772	2679.2	14%
BOLIVAR	84	274.3	1224	3996.3	7%
MONTGOMERY	25	255.8	369	3774.9	7%
WEBSTER	24	247.7	257	2652.5	10%
TIPPAH	52	236.2	443	2012.3	13%
ITAWAMBA	54	230.9	427	1825.6	14%
LEE	194	227.1	1737	2033.1	13%
PRENTISS	57	226.9	498	1982.0	13%
CHICKASAW	38	222.2	513	2999.5	8%
MONROE	72	204.2	883	2504.8	9%
PONTOTOC	65	202.0	892	2772.4	8%

*based on available data as of 6pm CT

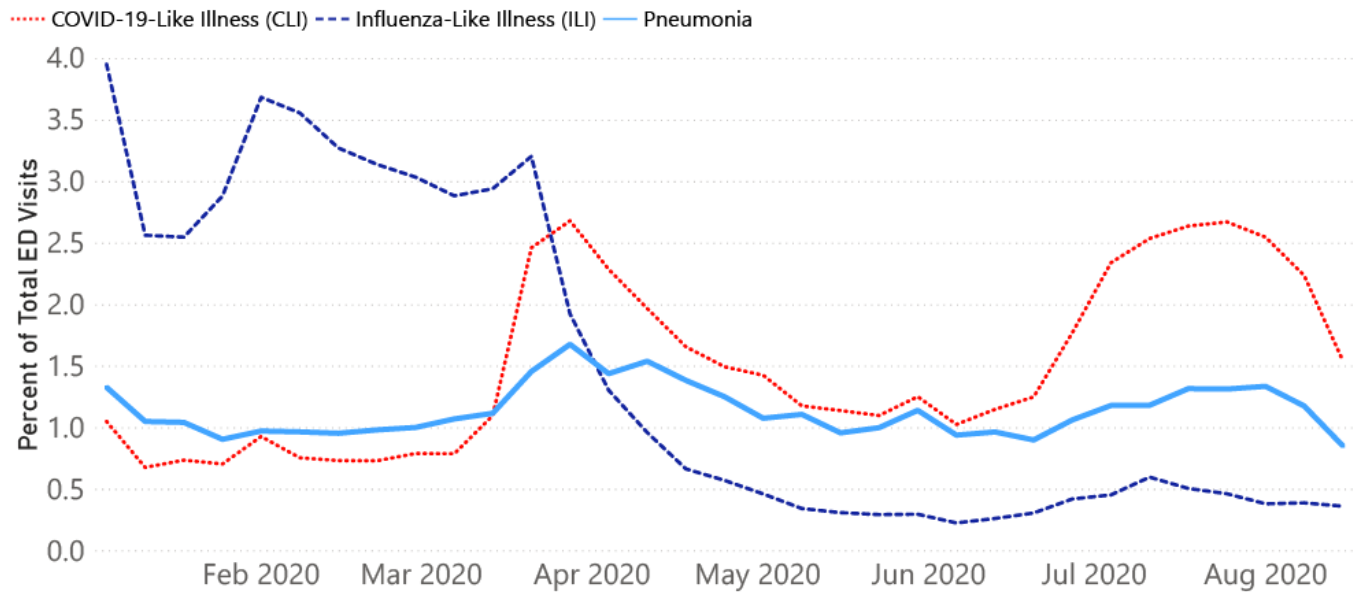
Cases based on test date. Cases without test date excluded due to ongoing investigations.

Table will be updated weekly. A one week lag is used for reporting.

Syndromic Surveillance

Emergency department visits by those with symptoms characteristic of COVID-19, influenza and pneumonia, updated weekly.

Percentage of Emergency Department and Clinic visits for CLI, ILI, and Pneumonia Cases Weekly Statewide Summary, January 4, 2020 - August 15, 2020



*The graph represents syndromic surveillance data from emergency department visits, reported electronically by hospitals throughout the state, that are consistent with COVID-19-Like Illness (CLI), Influenza-Like Illness (ILI), and Pneumonia. Based on available data as of 6pm CT. Graph will be updated weekly.

Estimated Recoveries

Presumed COVID-19 cases recovered, estimated weekly (does not include cases still under investigation).

COVID-19 Presumed Recovered Cases through August 16, 2020, Mississippi

56,577
Presumed Recovered*

*Reflects Provisional Estimates. Presumed Recovered if:

- 1) It has been 14 days or more since the case tested positive, if they were not hospitalized
- 2) It has been 21 days or more since the case tested positive, if they were hospitalized or hospitalization was unknown.

All deaths excluded. Presumed recovered counts will be updated weekly.

U.S. and World Cases

- ▶ [COVID-19 cases in the United States \(CDC\)](#)
- ▶ [U.S. COVID-19 Tracker \(CDC\)](#)
- ▶ [COVID-19 Global Case Map \(Johns Hopkins University\)](#)

COVID-19 Testing

Statewide Combined Testing as of August 21

COVID-19 testing providers around the state include commercial laboratories as well as hospital labs. Combined with testing done by the MSDH Public Health Laboratory, the figures provide a complete picture of all Mississippi testing.

PCR testing detects current, active COVID-19 infection in an individual.

Antibody (serology) testing identifies individuals with past COVID-19 infection based on antibodies they develop one to three weeks after infection.

	Total tests	PCR	Antibody	Antigen
MSDH Public Health Laboratory	94,956	94,288	668	0
Other testing providers	481,232	436,686	22,194	22,352
Total tests for COVID-19 statewide	576,188	530,974	22,862	22,352

MSDH Individuals Tested as of August 21

MSDH Public Health Laboratory (MPHL) testing totals as of 3 p.m. These totals are for tests performed at the MPHL only.

- Total individuals tested by the MPHL: **72,901**
- Total positive individuals from MPHL tests: **8,161**

Getting Tested for COVID-19

The MSDH Public Health Laboratory, its partners, and private providers are testing statewide for COVID-19.

Anyone with symptoms of fever, severe cough or severe chest pains – especially those who are older or in poor health – should make arrangements for testing with their doctor or one of the many healthcare providers now performing testing. Healthcare providers can assess your health history and symptoms, and perform testing for COVID-19 as needed. MSDH is also helping conduct free drive-up testing sites in many parts of the state. **Always call ahead to the testing provider for instructions on safely being examined before you visit for your test.**

- ▶ [Find a COVID-19 testing provider near you](#)

- ▶ [Video: A tour through COVID-19 testing at the MSDH Public Health Lab](#)

Prevention and Guidance for Individuals and the Community

- ▶ [Preventive steps to take, recommendations, guidance and general information on COVID-19](#)

Our free newsletter includes monthly disease updates:



Last reviewed on Mar 5,

2020

[error on this](#)

[email page](#)

[print](#)

Related resources

- ▶ [Local COVID-19 Testing Providers](#)
- ▶ [COVID-19 Guidance and Prevention for Individuals and the Community](#)

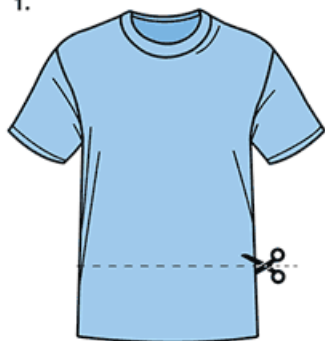
Updated August 18, 2020

More topics

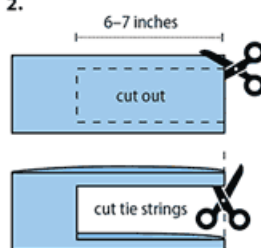
- ▶ [\[Espanol, Tieng Viet, ASL \]](#)
- ▶ [COVID-19 County Data](#)
- ▶ [Diagnostic Testing EUA](#)
- ▶ [Handouts and Posters](#)
- ▶ [Healthcare Professionals](#)
- ▶ [Interactive Map and Charts](#)
- ▶ [Long-Term Care Outbreaks](#)
- ▶ [Prevention and Safety Guidance](#)
- ▶ [Testing for COVID-19](#)

Make your own face covering

1.

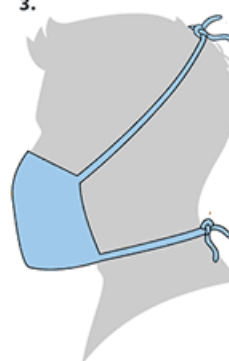


2.



[FIND OUT MORE](#)

3.



AGENCY

[About Us](#)

[Administration](#)

[Board of Health](#)

[County Offices](#)

[Institutional Review](#)

[Jobs](#)

[Locations](#)

[Public Health Laboratory](#)

[RFPs/Grants](#)

[More »](#)

[Intranet](#)

[OHIT+ER Service Center](#)

[Webmail](#)

INFORMATION

[Apps](#)

[Calendar of Events](#)

[Contact Us](#)

[Meetings](#)

[Health Resources](#)

[Hotlines](#)

[Locations](#)

[News](#)

[Newsletter](#)

[Phone Numbers](#)

[Español](#)

I NEED A ...

[Birth Certificate](#)

[Certificate of Need](#)

[Children's Health Insurance](#)

[Complaint Form](#)

[Criminal History Check](#)

[Death Certificate](#)

[Divorce Record](#)

[Food Permit](#)

[Immunization Record](#)

[J-1 Visa](#)

[License Verification](#)

[Marriage Record](#)

[Professional License](#)

[Public Records Request](#)

[Wastewater Application](#)

PUBLICATIONS

[Annual Report](#)

[CON Weekly Reports](#)

[Health Facilities Directory](#)

[Mississippi Morbidity Reports](#)

[Public Health Report](#)

[State Health Plan](#)

[Strategic Plan](#)

[More »](#)

