

Coronavirus Disease 2019 (COVID-19)

Updated August 25, 2020

Wednesday's COVID-19 data update will be delayed until the afternoon. Thank you for your patience as we work to get the latest case information online.

The national Centers for Disease Control and Prevention (CDC) and the Mississippi State Department of Health continue to closely monitor the outbreak of respiratory illnesses caused by the novel (new) coronavirus COVID-19, and are working to limit the spread of cases nationally and in Mississippi. MSDH is actively working with doctors and hospitals to quickly identify cases and respond effectively to limit this outbreak.



Home isolation is mandatory if you have tested positive for COVID-19 by [order of the State Health Officer](#). If you have been in contact with someone who has COVID-19, quarantine is also important to protect others.

▶ [What you should do](#)

If you are awaiting results of **routine testing** not related to exposure, you may [return to work](#) and follow the safety guidance of your employer.

COVID-19 School Report: K-12 outbreaks, cases and quarantine totals by county. [Current report »](#)

Healthcare Professionals

Guidance and more →

- ▶ [MSDH guidance](#)
- ▶ [Electronic reporting](#)
- ▶ [Specimens](#)
- ▶ [Lab dropoff](#)
- ▶ [CDC guidance](#)
- ▶ [MS-HAN Alerts](#)

ALL HEALTHCARE

Current Cases and Statistics

County and state data →

- ▶ [Current cases and deaths](#)
- ▶ [County data summaries](#)
- ▶ [Data charts and map](#)
- ▶ [Schools and LTC facilities](#)
- ▶ [Lab testing](#)
- ▶ [Recoveries](#)

[ALL STATISTICS](#)

Prevention, Safety and Testing

Personal and community →

- ▶ [Personal protection](#)
- ▶ [Gatherings and events](#)
- ▶ [Business and community](#)
- ▶ [School guidelines](#)
- ▶ [State agencies](#)
- ▶ [Getting tested](#)

[ALL PREVENTION](#)

Mississippi Coronavirus Hotline (7 days a week, 7 a.m.–7 p.m.): **877-978-6453**

Mississippi's hospital system is overloaded by the additional burden of COVID-19 patients. If we don't start making changes now, we'll be forced to make cruel calculations later about who gets the medical care they need, and who does not.

K-12 extracurricular events: New Governor's orders for safety. [More details »](#)

MSDH Guidelines for K-12 Reopening During COVID-19: Assessing risk, preventive measures, responding to

outbreaks. [Document and resources](#) »

Report a restaurant not following COVID-19 safety orders : E-mail the details to food@msdh.ms.gov

Face coverings are required by order of the Governor for all Mississippians in [schools](#), businesses and indoor public spaces, and in outdoor public spaces where consistent social distancing is not possible. [Details and exceptions](#) »

General Information

► [Overview, questions and answers, handouts, and information in other languages](#)

COVID-19 in Mississippi

New Cases and Deaths as of August 24

NEW CASES

801

New COVID-19 positive test results reported to MSDH as of 6 p.m. yesterday.

NEW DEATHS

67

New COVID-19 related deaths reported to MSDH as of 6 p.m. yesterday.

| County | Total |
|-----------|-------|
| Adams | 2 |
| Calhoun | 1 |
| Copiah | 1 |
| DeSoto | 1 |
| Grenada | 2 |
| Harrison | 1 |
| Hinds | 3 |
| Holmes | 2 |
| Humphreys | 1 |
| Jackson | 2 |
| Lafayette | 2 |

| County | Total |
|-------------|-------|
| Lauderdale | 1 |
| Lawrence | 1 |
| Leake | 1 |
| Lee | 1 |
| Leflore | 2 |
| Lincoln | 2 |
| Lowndes | 2 |
| Madison | 1 |
| Montgomery | 1 |
| Neshoba | 2 |
| Noxubee | 1 |
| Pearl River | 1 |
| Quitman | 1 |
| Rankin | 3 |
| Sharkey | 1 |
| Simpson | 1 |
| Sunflower | 1 |
| Tate | 1 |
| Warren | 1 |
| Yalobusha | 1 |

* **23** confirmed COVID-19 related deaths between July 1 and August 17, identified from death certificate reports.

| County | Total |
|--------------|-------|
| Coahoma | 2 |
| DeSoto | 2 |
| Harrison | 1 |
| Jackson | 1 |
| Lamar | 1 |
| Leake | 1 |
| Leflore | 1 |
| Lincoln | 1 |
| Lowndes | 3 |
| Madison | 1 |
| Montgomery | 1 |
| Rankin | 4 |
| Tallahatchie | 1 |
| Warren | 1 |
| Wilkinson | 1 |
| Yazoo | 1 |

LTC OUTBREAKS

Current outbreaks in long-term care facilities only. (See [LTC facility outbreak definition](#).)

About our case counts: We currently update our case totals each day based on test results from the previous day. Outside laboratories also report positive test results to us, which are included in our totals. Repeated tests for the same individual are counted only once. County case numbers and deaths may change as investigation finds new or additional information.

County COVID-19 Data

Race and Ethnicity

- [Total COVID-19 cases and deaths by county, race and ethnicity](#) PDF
Current and past data tables, updated daily

Trends and Data for Individual Counties

- [Weekly COVID-19 summaries for each Mississippi county](#)

High Cases and Incidence

- [Mississippi counties ranked by weekly cases and incidence](#)

Cumulative Cases and Deaths by County

Totals of all reported COVID-19 cases for 2020, including those in long-term care (LTC) facilities.

The numbers in this table are provisional. County case numbers and deaths may change as investigation finds new or additional information. The data provided below is the most current available.

| County | Total Cases | Total Deaths | Total LTC Facility Cases | Total LTC Facility Deaths |
|---------------------------|---------------|--------------|--------------------------|---------------------------|
| Adams | 744 | 30 | 46 | 12 |
| Alcorn | 565 | 6 | 12 | 1 |
| Amite | 265 | 6 | 14 | 2 |
| Attala | 571 | 25 | 90 | 20 |
| Benton | 187 | 1 | 2 | 0 |
| Bolivar | 1380 | 42 | 74 | 11 |
| Calhoun | 456 | 10 | 23 | 4 |
| Carroll | 287 | 11 | 45 | 9 |
| Chickasaw | 560 | 20 | 36 | 11 |
| Choctaw | 152 | 4 | 0 | 0 |
| Claiborne | 427 | 15 | 43 | 9 |
| Clarke | 419 | 28 | 31 | 9 |
| Total | 79,206 | 2,315 | 4,739 | 963 |

| County | Total Cases | Total Deaths | Total LTC Facility Cases | Total LTC Facility Deaths |
|-----------------|---------------|--------------|--------------------------|---------------------------|
| Clay | 462 | 14 | 2 | 1 |
| Coahoma | 923 | 16 | 75 | 2 |
| Copiah | 1039 | 31 | 30 | 4 |
| Covington | 703 | 17 | 8 | 3 |
| De Soto | 4365 | 41 | 49 | 9 |
| Forrest | 2043 | 61 | 120 | 34 |
| Franklin | 169 | 3 | 3 | 1 |
| George | 672 | 12 | 5 | 2 |
| Greene | 284 | 14 | 35 | 6 |
| Grenada | 903 | 30 | 84 | 16 |
| Hancock | 463 | 18 | 8 | 4 |
| Harrison | 3100 | 48 | 149 | 17 |
| Hinds | 6317 | 135 | 355 | 59 |
| Holmes | 1019 | 52 | 98 | 20 |
| Humphreys | 329 | 13 | 20 | 6 |
| Issaquena | 95 | 2 | 0 | 0 |
| Itawamba | 495 | 14 | 51 | 9 |
| Jackson | 2830 | 57 | 74 | 7 |
| Jasper | 465 | 12 | 1 | 0 |
| Jefferson | 211 | 8 | 8 | 2 |
| Jefferson Davis | 280 | 7 | 3 | 1 |
| Jones | 2087 | 69 | 174 | 35 |
| Kemper | 263 | 14 | 38 | 9 |
| Lafayette | 1202 | 34 | 105 | 24 |
| Lamar | 1387 | 25 | 8 | 3 |
| Lauderdale | 1672 | 103 | 212 | 58 |
| Lawrence | 391 | 10 | 18 | 1 |
| Leake | 866 | 29 | 4 | 0 |
| Lee | 2041 | 49 | 143 | 25 |
| Leflore | 1208 | 73 | 185 | 45 |
| Lincoln | 937 | 49 | 129 | 30 |
| Lowndes | 1237 | 52 | 92 | 28 |
| Madison | 2802 | 81 | 222 | 41 |
| Total | 79,206 | 2,315 | 4,739 | 963 |

| County | Total Cases | Total Deaths | Total LTC Facility Cases | Total LTC Facility Deaths |
|--------------|-------------|--------------|--------------------------|---------------------------|
| Marion | 761 | 25 | 48 | 6 |
| Marshall | 899 | 11 | 19 | 3 |
| Monroe | 984 | 56 | 148 | 44 |
| Montgomery | 396 | 14 | 25 | 7 |
| Neshoba | 1404 | 99 | 109 | 37 |
| Newton | 634 | 13 | 10 | 2 |
| Noxubee | 514 | 14 | 17 | 4 |
| Oktibbeha | 1319 | 46 | 184 | 29 |
| Panola | 1257 | 21 | 13 | 2 |
| Pearl River | 708 | 46 | 66 | 19 |
| Perry | 285 | 9 | 0 | 0 |
| Pike | 1092 | 40 | 74 | 19 |
| Pontotoc | 1003 | 9 | 6 | 1 |
| Prentiss | 581 | 12 | 40 | 3 |
| Quitman | 305 | 3 | 0 | 0 |
| Rankin | 2708 | 54 | 116 | 14 |
| Scott | 1074 | 21 | 15 | 3 |
| Sharkey | 243 | 8 | 42 | 7 |
| Simpson | 907 | 39 | 99 | 20 |
| Smith | 454 | 13 | 54 | 8 |
| Stone | 296 | 9 | 28 | 3 |
| Sunflower | 1216 | 34 | 40 | 8 |
| Tallahatchie | 610 | 12 | 9 | 2 |
| Tate | 836 | 32 | 32 | 12 |
| Tippah | 517 | 15 | 2 | 0 |
| Tishomingo | 528 | 18 | 93 | 10 |
| Tunica | 431 | 10 | 12 | 2 |
| Union | 838 | 20 | 40 | 11 |
| Walthall | 551 | 24 | 67 | 13 |
| Warren | 1260 | 43 | 106 | 20 |
| Washington | 1944 | 57 | 79 | 17 |
| Wayne | 840 | 21 | 58 | 10 |
| Webster | 292 | 13 | 52 | 11 |
| Total | 79,206 | 2,315 | 4,739 | 963 |

| County | Total Cases | Total Deaths | Total LTC Facility Cases | Total LTC Facility Deaths |
|--------------|---------------|--------------|--------------------------|---------------------------|
| Wilkinson | 273 | 15 | 8 | 4 |
| Winston | 688 | 18 | 40 | 11 |
| Yalobusha | 350 | 11 | 35 | 7 |
| Yazoo | 935 | 19 | 29 | 4 |
| Total | 79,206 | 2,315 | 4,739 | 963 |

Case Classifications

Mississippi investigates and reports both probable and confirmed cases and deaths according to the [CSTE case definition](#).

| | Confirmed | Probable | Total |
|--------|-----------|----------|---------------|
| Cases | 76,228 | 2,978 | 79,206 |
| Deaths | 2,201 | 114 | 2,315 |

Confirmed cases and deaths are generally determined by positive PCR tests, which detect the presence of ongoing coronavirus infection.

Probable cases are those who test positive by other testing methods such as antibody or antigen, and have recent symptoms consistent with COVID-19, indicating a recent infection.

Probable deaths are those individuals with a designation of COVID-19 as a cause of death on the death certificate, but where no confirmatory testing was performed.

K-12 School Report by County

Every Mississippi K-12 school is required to report each week the number of total and new cases among students, teachers and staff, the number of total and new outbreaks, and the total number of teachers and students under quarantine as a result of COVID-19 exposure.

► [K-12 school cases, outbreaks and exposure totals by county](#) PDF
Updated weekly

Long-Term Care Facility Cases and Outbreaks

Long-term care (LTC) facilities like nursing homes are considered high risk locations because their residents are older or in poor health. A single confirmed COVID-19 infection in an LTC facility resident, or more than one infection in employees or staff in a 14-day period constitutes an outbreak. Residential care facilities also represent group living facilities where COVID-19 can be easily spread. We investigate residents, staff and close contacts of infected individuals for possible exposure.

These outbreak figures are reported directly to MSDH by the facility. Many of the cases and deaths reported by facilities may not yet be included in our totals of lab-reported cases.

► [Mississippi COVID-19 cases and deaths in long-term care facilities](#) PDF
Long-term care facilities include nursing homes, personal care homes, assisted living homes, and intermediate care facilities for individuals with intellectual disability (ICF-IID)

► [Mississippi COVID-19 cases and deaths in residential care facilities](#) PDF
Residential care facilities include psychiatric or chemical dependency residential treatment centers and long-term acute care facilities.

Ongoing Outbreaks

This weekly table of ongoing outbreaks lists all facilities that have reported a current, active outbreak of COVID-19. The reported totals are for cases and deaths associated with the current outbreak only.

Note: The cases and deaths in this document have been reported to us directly by the facilities, and may not have appeared yet in our county totals, which are based on reports from testing laboratories.

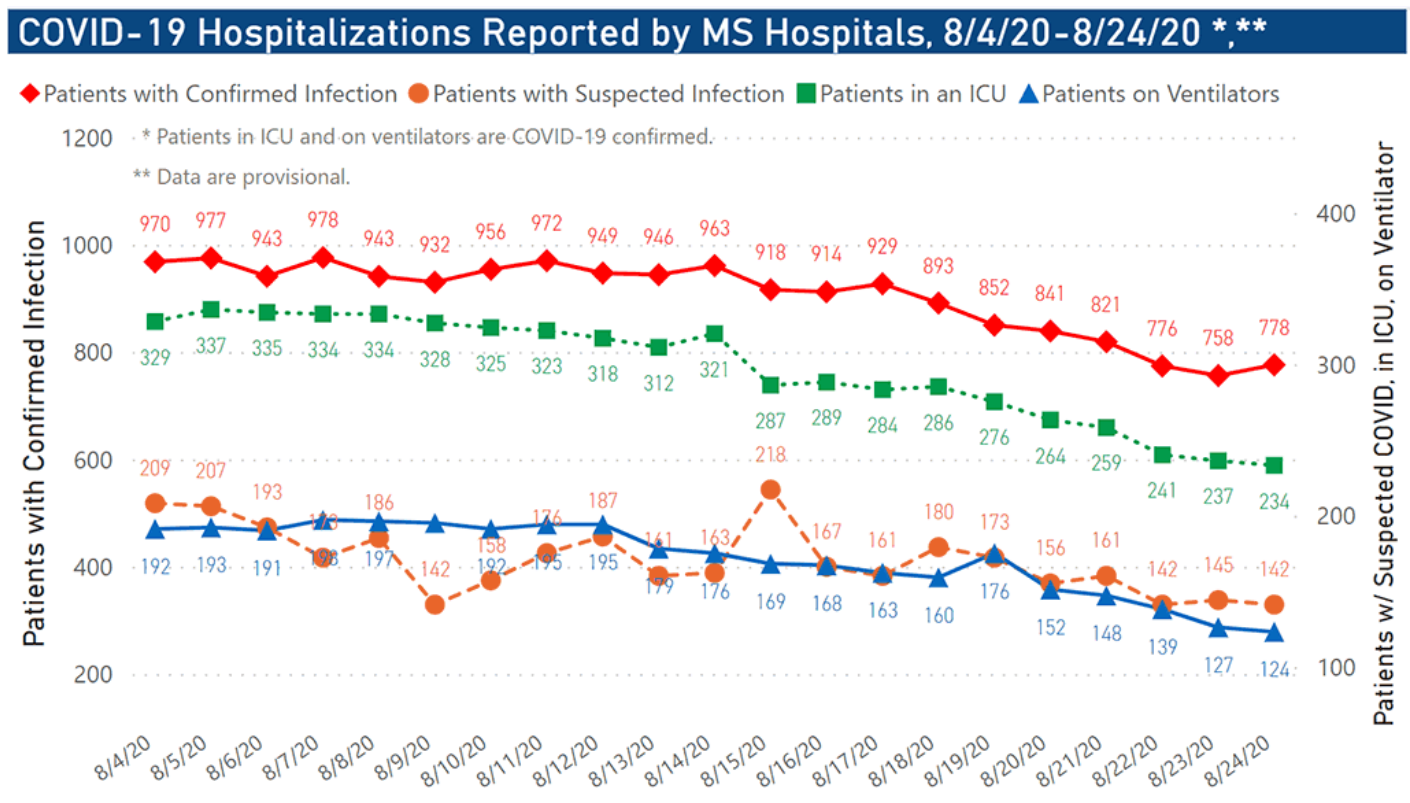
- ▶ [Mississippi long-term care facilities with active COVID-19 outbreaks](#)
Current and past listings

Mississippi COVID-19 Data Charts and Map

All data reports below are updated as they become available. Updates are made daily except where noted.

Hospitalizations and Bed Availability

- ▶ [Interactive chart of hospitalizations by date](#)
- ▶ **NEW:** [Interactive chart of local and state hospital bed availability](#)



Cases and Deaths Data Charts

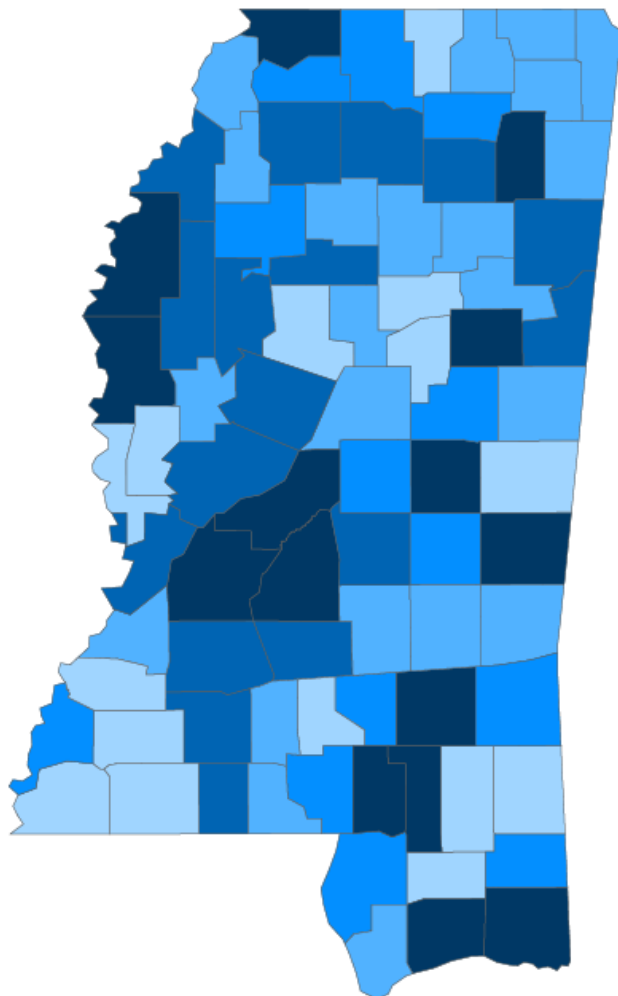
Our state case map and other data charts are also available in interactive form.

- ▶ [View interactive map](#)
- ▶ [View interactive epidemiological trend and syndromic surveillance](#)

The charts below are based on available data at the time of publication. Charts do **not** include cases where insufficient details of the case are known.

Mississippi COVID-19 Cases and Deaths by Race with Ethnicity as of 6 pm CT, August 24, 2020

Total Cases
79,206



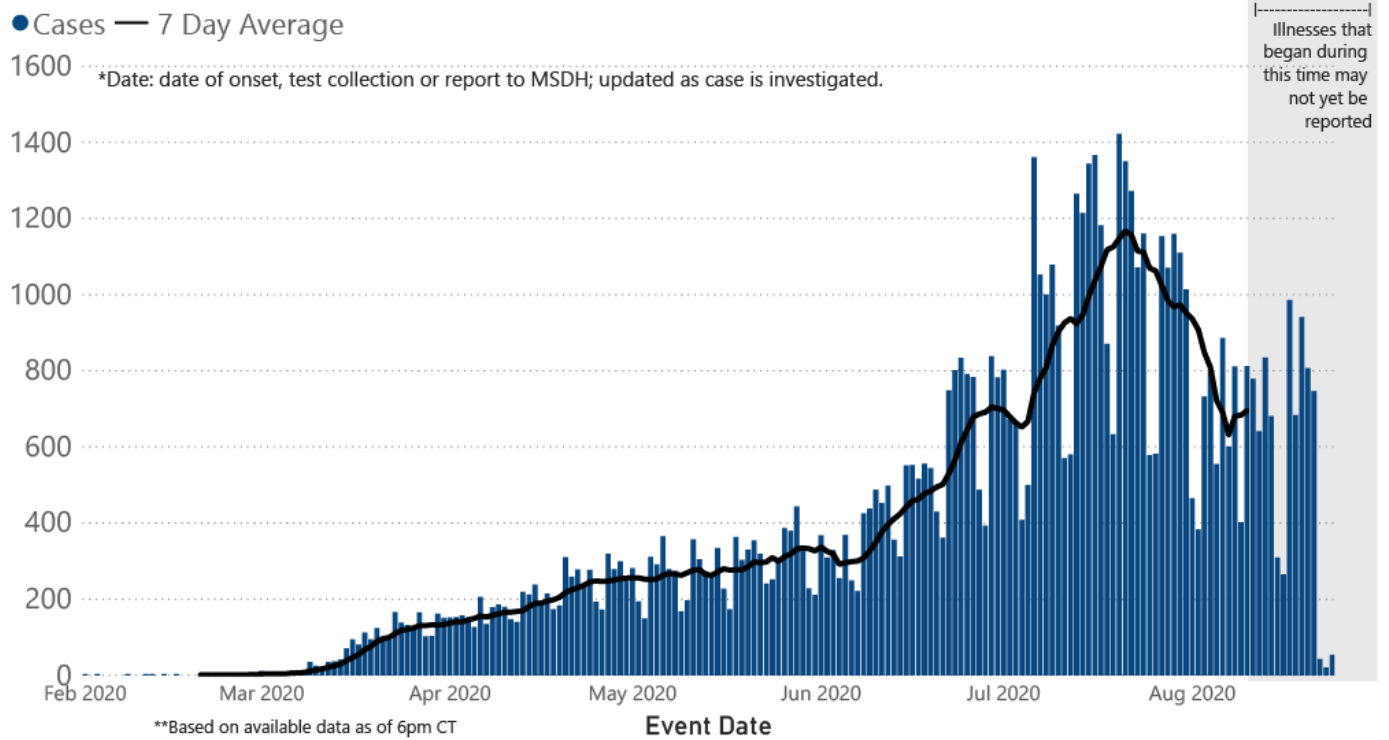
1 to 300 301 to 600 601 to 900 901 to 1300 >1300

| | American Indian or Alaska Native | Asian | Black | White | Other | Unknown |
|----------------------|--|-------|--------|--------|-------|---------|
| Non Hispanic | 465 | 211 | 26,017 | 20,328 | 844 | 398 |
| Hispanic | 14 | 11 | 99 | 663 | 1,524 | 97 |
| Unknown Ethnicity | 781 | 58 | 6,506 | 5,377 | 4,447 | 11,366 |

Total Deaths
2,315

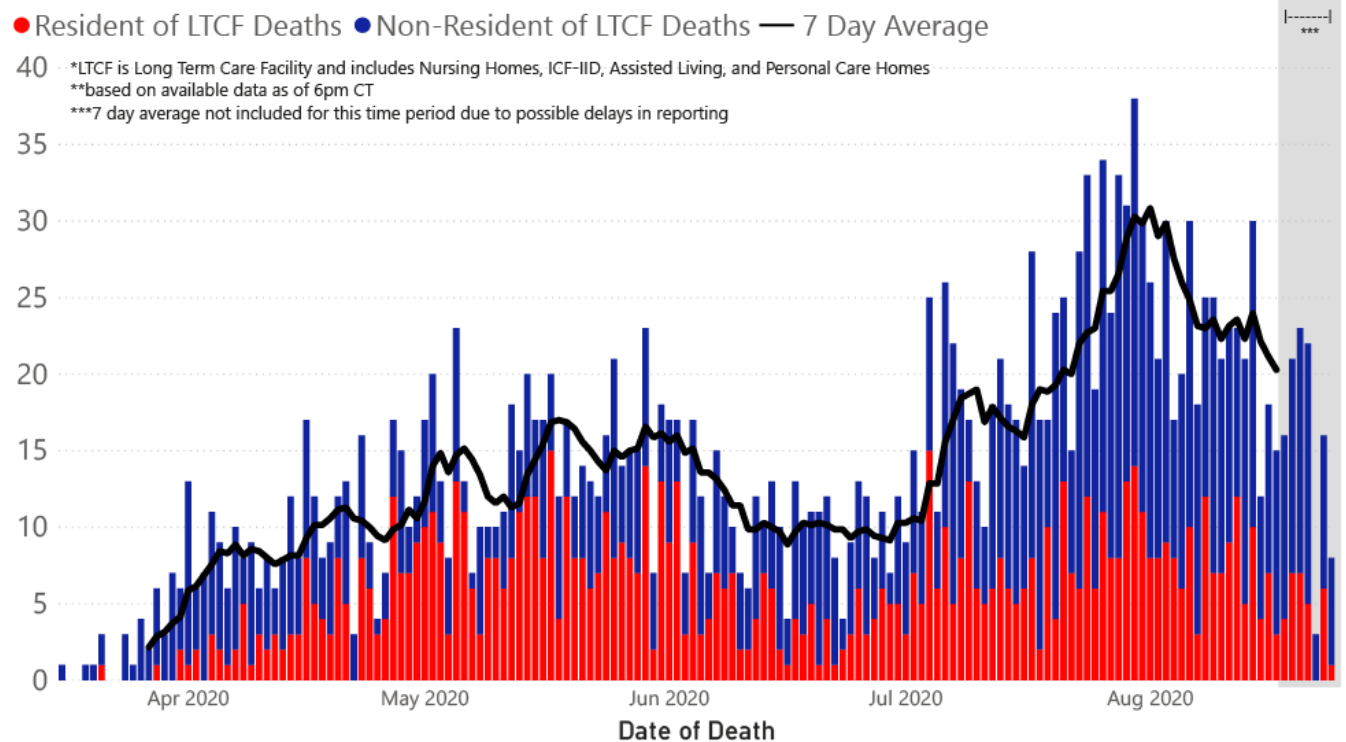
| | American Indian or Alaska Native | Asian | Black | White | Other | Unknown |
|----------------------|--|-------|-------|-------|-------|---------|
| Non Hispanic | 64 | 2 | 998 | 909 | 12 | 2 |
| Hispanic | 1 | 0 | 2 | 17 | 12 | 1 |
| Unknown Ethnicity | 21 | 1 | 105 | 117 | 18 | 33 |

COVID-19 Cases by Date* through August 24, 2020**, Mississippi



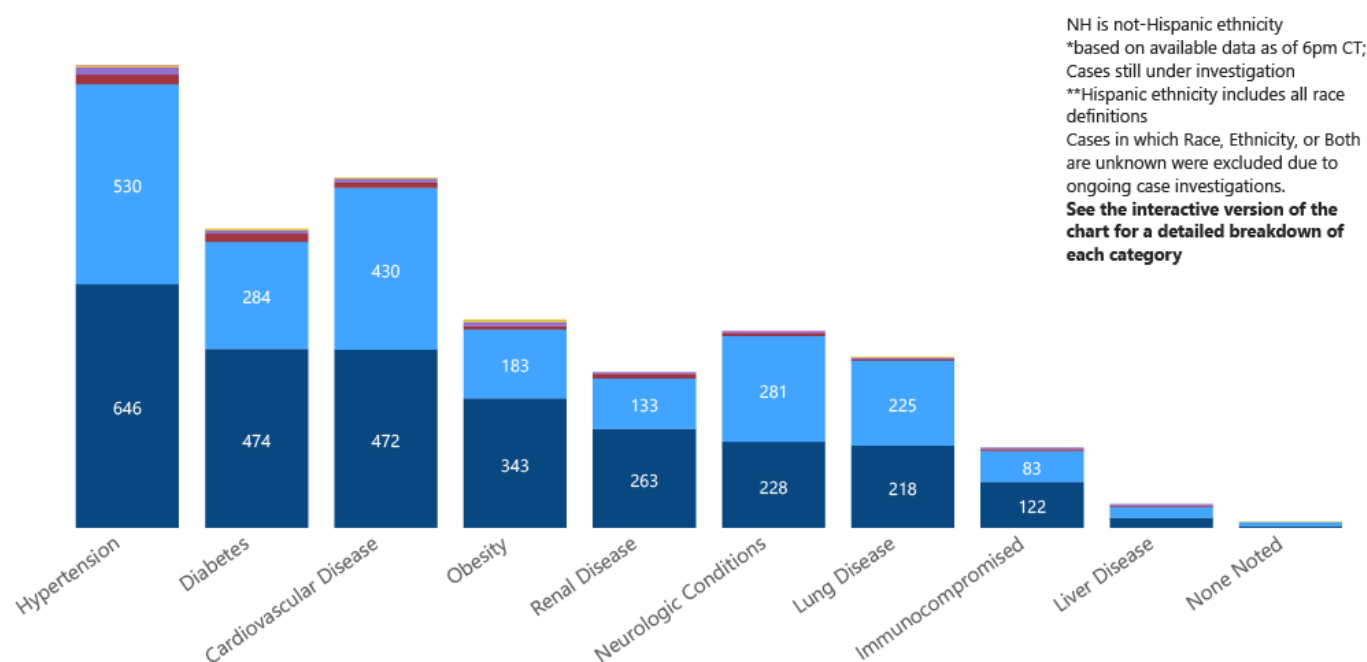
Note: Values up to two weeks in the past on the chart of Cases by Date above can change as we update it with new information from disease investigation.

COVID-19 LTCF* and Non-LTCF Deaths by Date of Death through August 24, 2020**, Mississippi

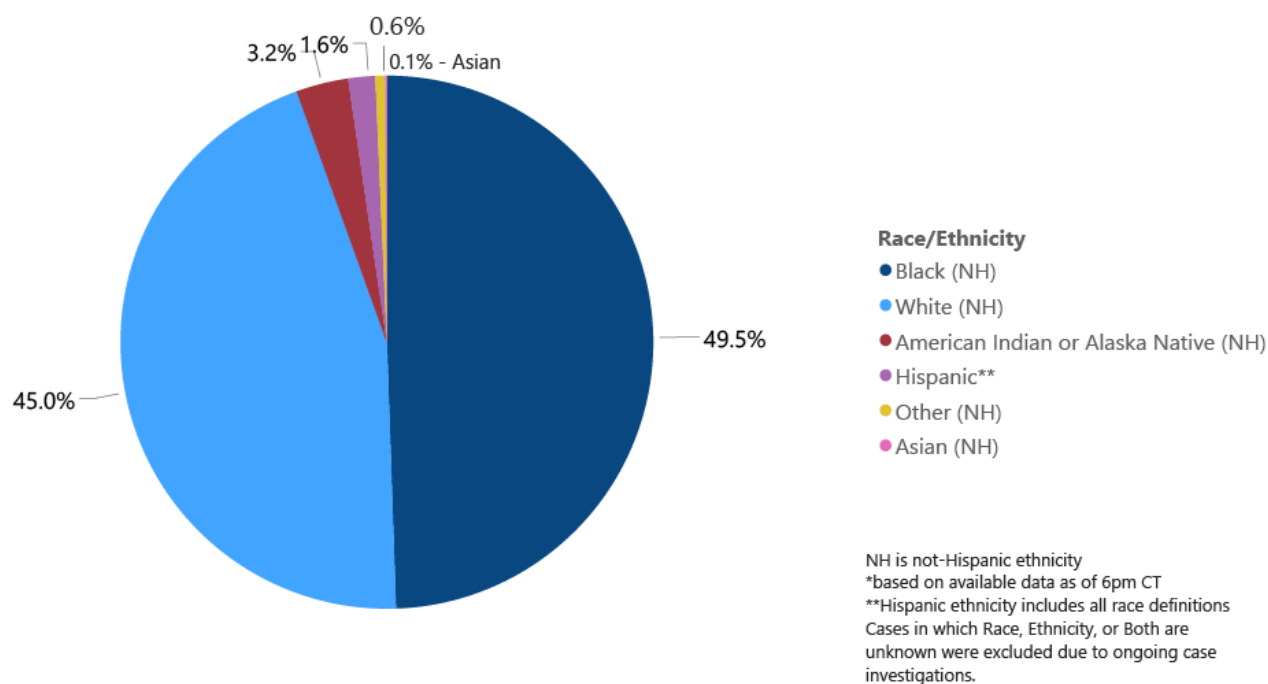


COVID-19 Underlying Conditions in Deaths by Race/Ethnicity through August 24, 2020*, Mississippi

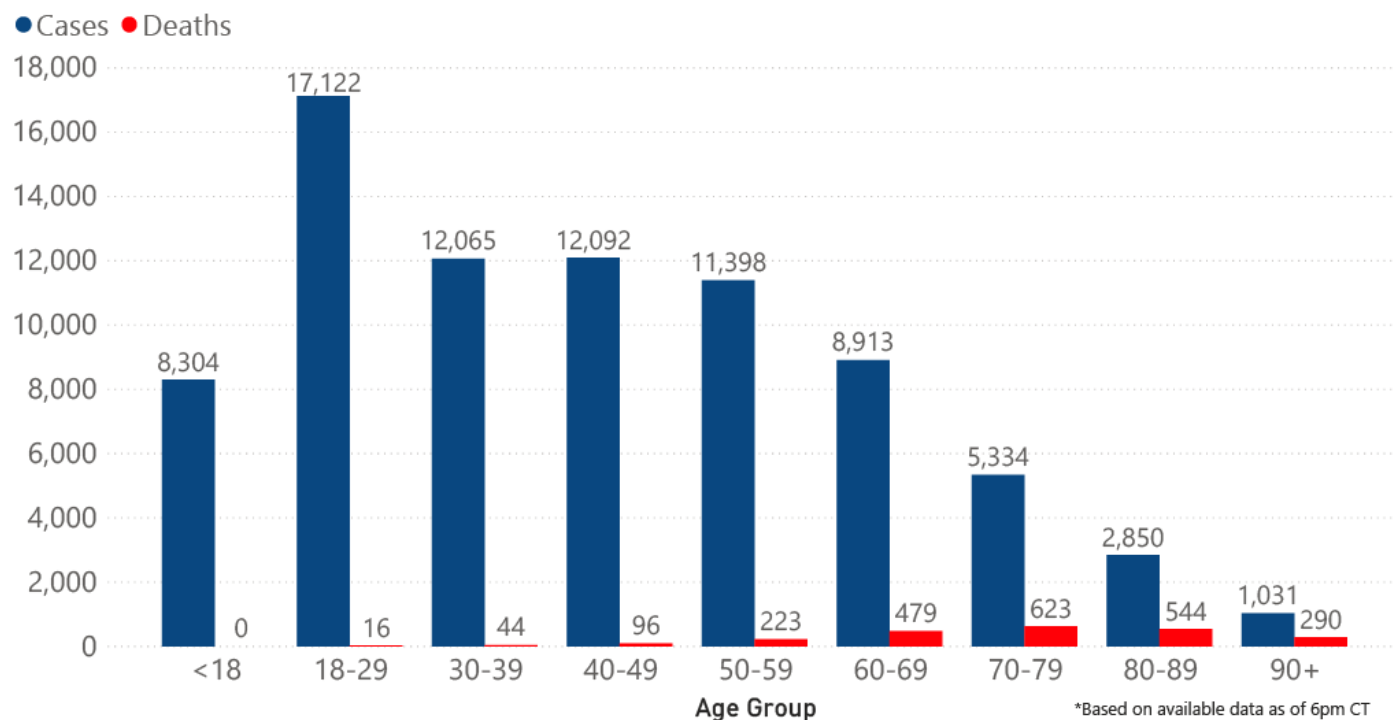
Race/Ethnicity ● Black (NH) ● White (NH) ● American Indian or Alaska Native (NH) ● Hispanic** ● Other (NH) ● Asian (NH)



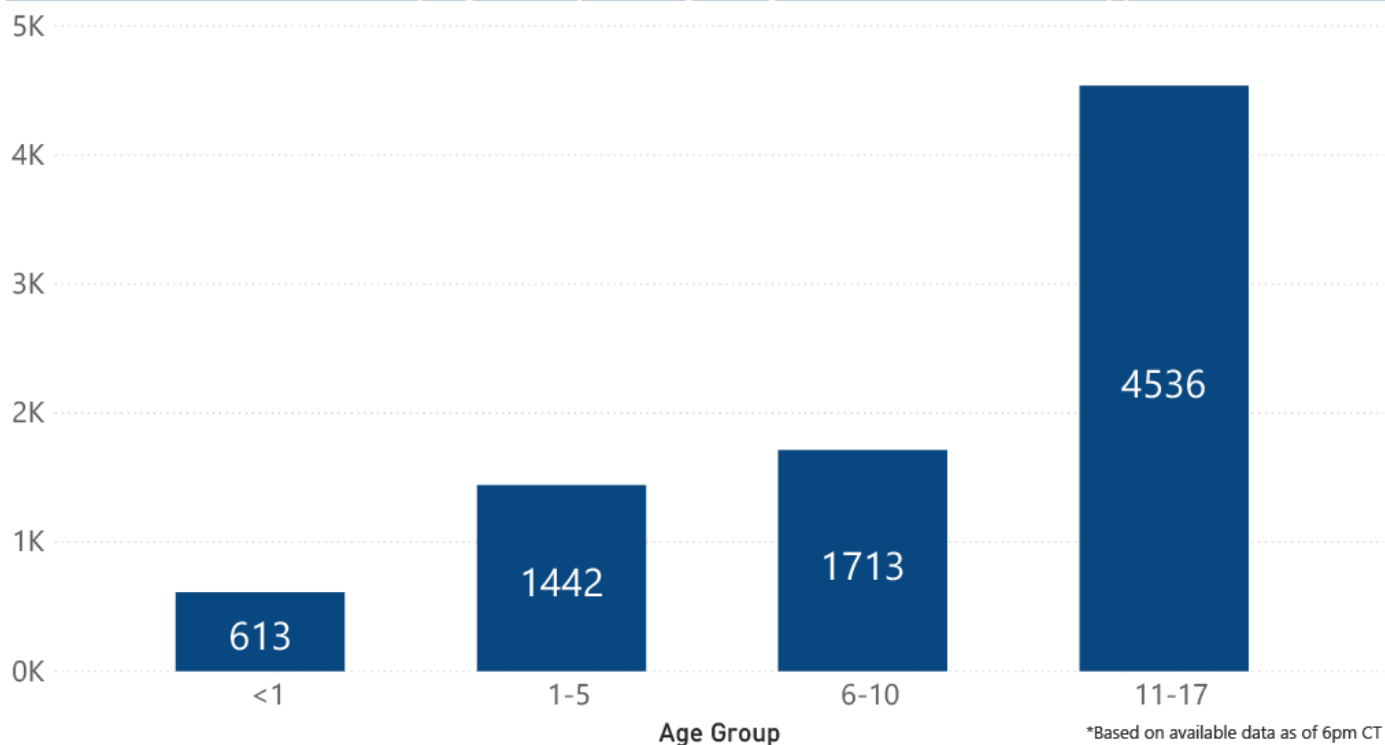
COVID-19 Deaths by Race/Ethnicity through August 24, 2020*, Mississippi



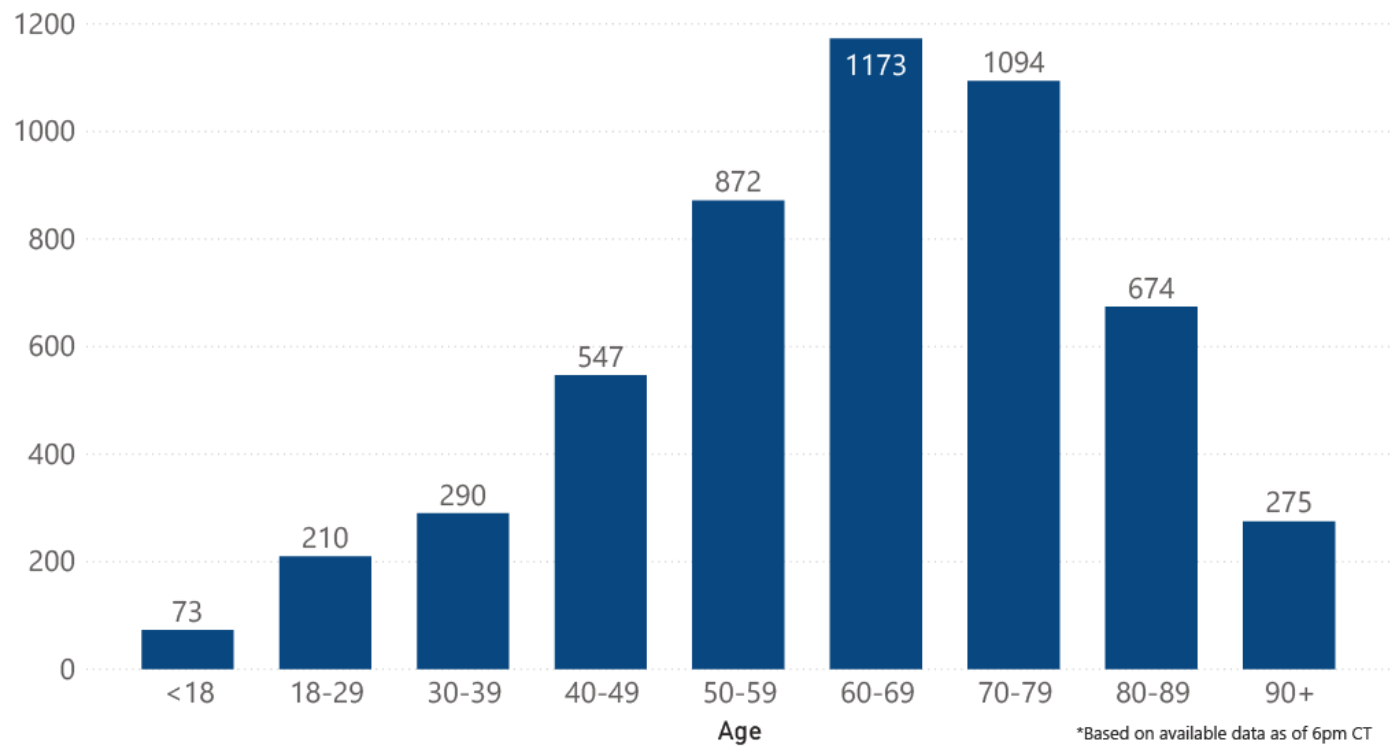
COVID-19 Cases and Deaths by Age Group through August 24, 2020*, Mississippi



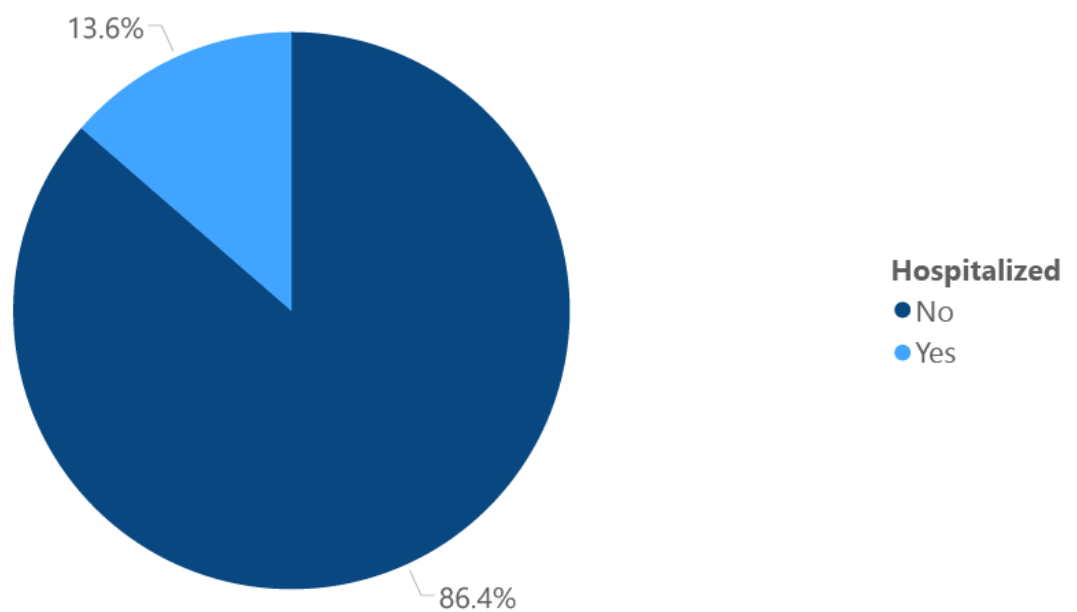
COVID-19 Pediatric Cases by Age Group through August 24, 2020*, Mississippi



COVID-19 Hospitalized Cases by Age through August 24, 2020*, Mississippi



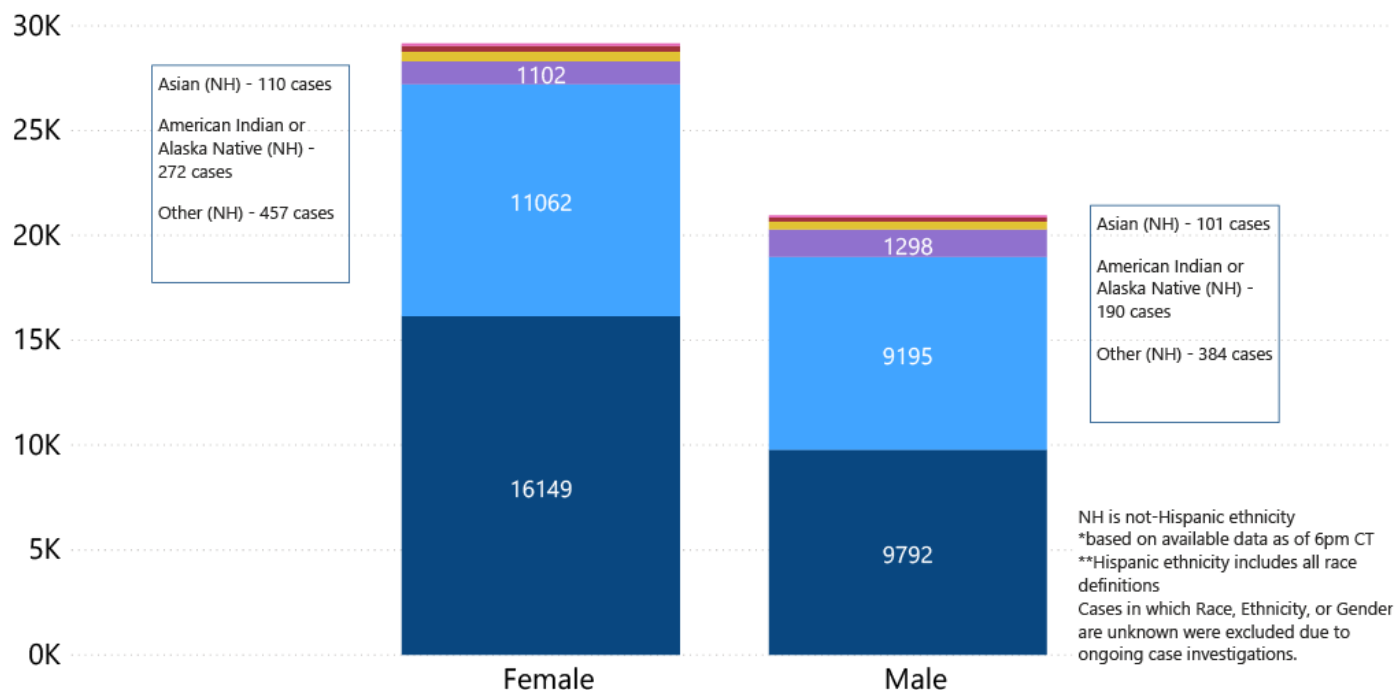
COVID-19 Cumulative Hospitalizations-Investigated Cases August 24, 2020 *



* Cases in which hospitalization is unknown were excluded due to ongoing case investigations; based on available data as of 6 pm CT

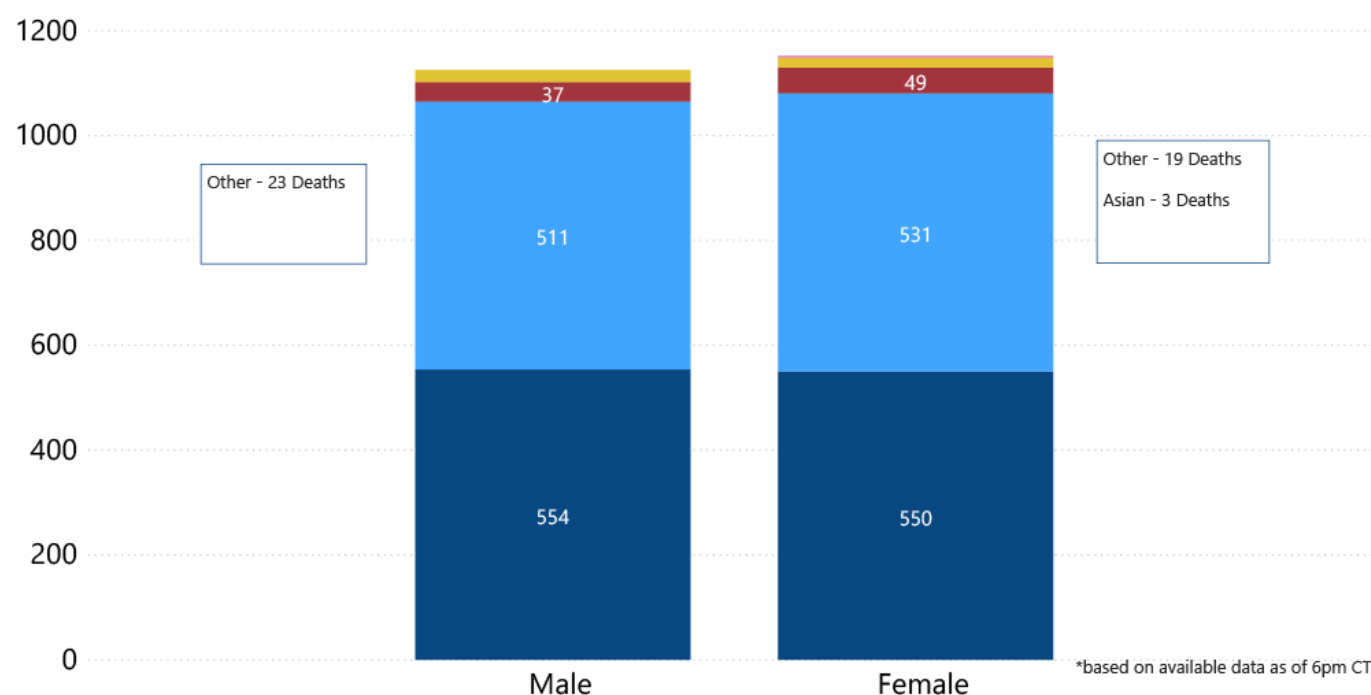
COVID-19 Cases by Race/Ethnicity and Gender through August 24, 2020*, Mississippi

Race/Ethnicity ● Black (NH) ● White (NH) ● Hispanic** ● Other (NH) ● American Indian or Alaska Native (NH) ● Asian (NH)

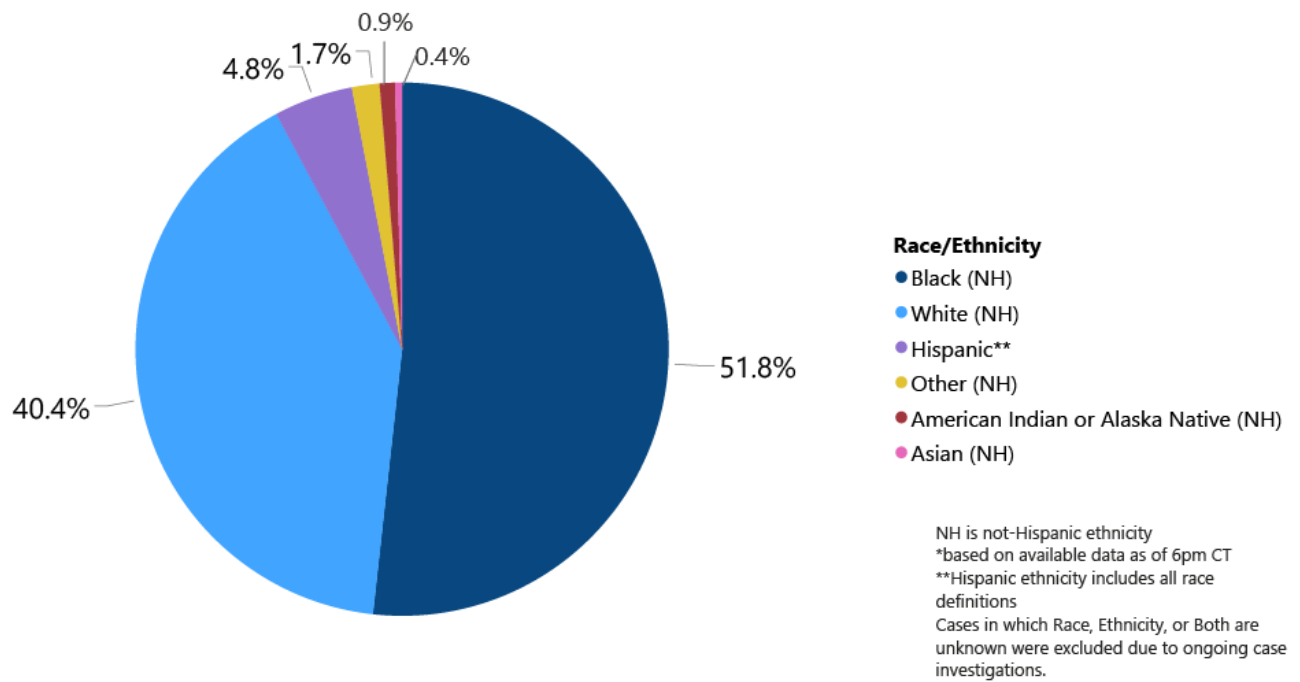


COVID-19 Deaths by Race and Gender through August 24, 2020*, Mississippi

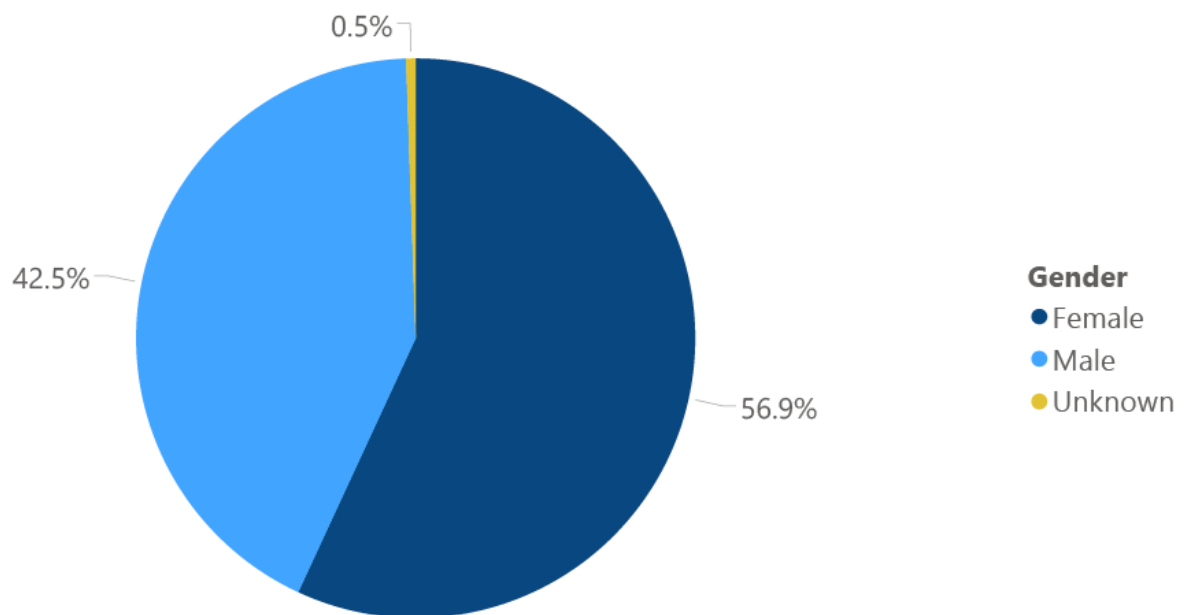
Race ● Black ● White ● American Indian or Alaska Native ● Other ● Asian



COVID-19 Cases by Race/Ethnicity through August 24, 2020*, Mississippi



COVID-19 Cases by Gender through August 24, 2020*, Mississippi



*Based on available data as of 6pm CT

Weekly High Case and High Incidence Counties

Tracking counties with recent high numbers of COVID-19 cases, adjusted for population, provides insight on where local outbreaks are most serious, and where protective measures should be increased. For more accurate reporting, these weekly charts include sample collection dates only up to seven days in the past to allow for case investigation and delays in lab test reports.

Cases counts in these charts is based on the date of testing, not the date the test result was reported, and include only those cases where the date of testing is known.

They rank counties by weekly cases, and by incidence (cases proportional to population). A separate table ranking all counties is also available. **All tables updated weekly.**

► [Full tables of counties ranked by weekly incidence and cases](#) PDF

| County | Cases (August 10-August 16) | Cases per 100,000 (August 10-August 16) | Cases to Date | Cases per 100,000 Total | Percent Change |
|----------|-----------------------------|---|---------------|-------------------------|----------------|
| LEE | 198 | 231.8 | 2036 | 2383.1 | 11% |
| HINDS | 84 | 36.2 | 6292 | 2713.9 | 1% |
| HARRISON | 72 | 34.6 | 3061 | 1471.1 | 2% |
| PRENTISS | 68 | 270.6 | 557 | 2216.8 | 14% |
| DESOTO | 67 | 36.2 | 4320 | 2335.8 | 2% |
| RANKIN | 56 | 36.1 | 2688 | 1731.2 | 2% |
| UNION | 54 | 187.4 | 826 | 2866.6 | 7% |
| JACKSON | 47 | 32.7 | 2775 | 1932.2 | 2% |
| MONROE | 45 | 127.7 | 974 | 2763.0 | 5% |
| SIMPSON | 44 | 165.1 | 897 | 3364.8 | 5% |
| PONTOTOC | 43 | 133.6 | 983 | 3055.3 | 5% |
| WARREN | 43 | 94.8 | 1248 | 2750.0 | 4% |

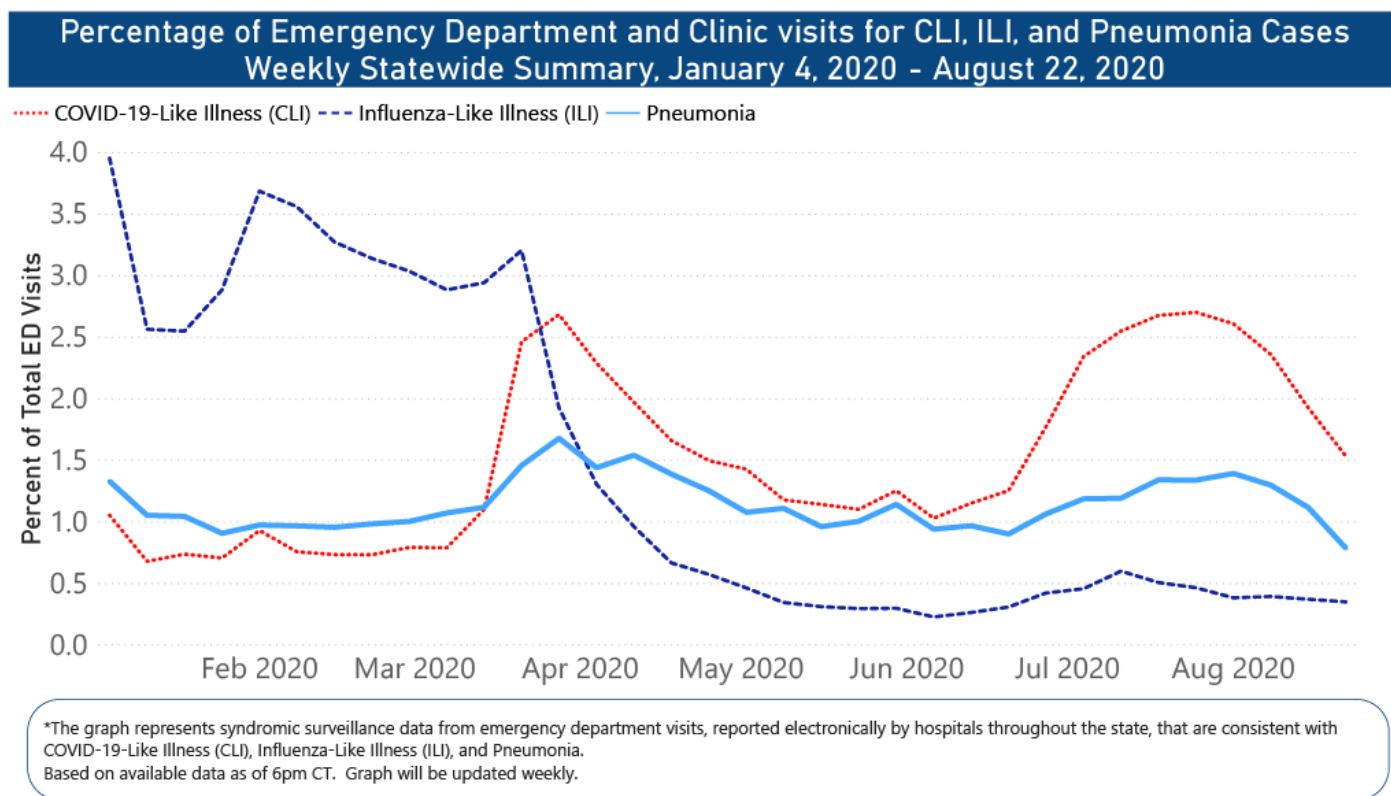
*based on available data as of 6pm CT
 Cases based on test date. Cases without test date excluded due to ongoing investigations.
 Table will be updated weekly. A one week lag is used for reporting.

| County | Cases (August 10-August 16) | Cases per 100,000 (August 10-August 16) | Cases to Date | Cases per 100,000 Total | Percent Change |
|-----------------|-----------------------------|---|---------------|-------------------------|----------------|
| WEBSTER | 27 | 278.7 | 282 | 2910.5 | 11% |
| PRENTISS | 68 | 270.6 | 557 | 2216.8 | 14% |
| LEE | 198 | 231.8 | 2036 | 2383.1 | 11% |
| TISHOMINGO | 42 | 216.7 | 511 | 2636.3 | 9% |
| UNION | 54 | 187.4 | 826 | 2866.6 | 7% |
| CHICKASAW | 32 | 187.1 | 562 | 3286.0 | 6% |
| ITAWAMBA | 41 | 175.3 | 483 | 2065.0 | 9% |
| COVINGTON | 31 | 166.3 | 702 | 3766.9 | 5% |
| SIMPSON | 44 | 165.1 | 897 | 3364.8 | 5% |
| TIPPAH | 32 | 145.4 | 500 | 2271.2 | 7% |
| JEFFERSON DAVIS | 15 | 134.8 | 271 | 2435.3 | 6% |
| PONTOTOC | 43 | 133.6 | 983 | 3055.3 | 5% |

*based on available data as of 6pm CT
 Cases based on test date. Cases without test date excluded due to ongoing investigations.
 Table will be updated weekly. A one week lag is used for reporting.

Syndromic Surveillance

Emergency department visits by those with symptoms characteristic of COVID-19, influenza and pneumonia, updated weekly.



Estimated Recoveries

Presumed COVID-19 cases recovered, estimated weekly (does not include cases still under investigation).



U.S. and World Cases

- ▶ [COVID-19 cases in the United States \(CDC\)](#)
 - ▶ [U.S. COVID-19 Tracker \(CDC\)](#)
 - ▶ [COVID-19 Global Case Map \(Johns Hopkins University\)](#)
-

COVID-19 Testing

Statewide Combined Testing as of August 24

COVID-19 testing providers around the state include commercial laboratories as well as hospital labs. Combined with testing done by the MSDH Public Health Laboratory, the figures provide a complete picture of all Mississippi testing.

PCR testing detects current, active COVID-19 infection in an individual.

Antibody (serology) testing identifies individuals with past COVID-19 infection based on antibodies they develop one to three weeks after infection.

| | Total tests | PCR | Antibody | Antigen |
|------------------------------------|----------------|----------------|---------------|---------------|
| MSDH Public Health Laboratory | 96,862 | 95,622 | 1,240 | 0 |
| Other testing providers | 495,287 | 448,661 | 22,948 | 23,678 |
| Total tests for COVID-19 statewide | 592,149 | 544,283 | 24,188 | 23,678 |

MSDH Individuals Tested as of August 24

MSDH Public Health Laboratory (MPHL) testing totals as of 3 p.m. These totals are for tests performed at the MPHL only.

- Total individuals tested by the MPHL: **74,238**
- Total positive individuals from MPHL tests: **8,250**

Getting Tested for COVID-19

The MSDH Public Health Laboratory, its partners, and private providers are testing statewide for COVID-19.

Anyone with symptoms of fever, severe cough or severe chest pains – especially those who are older or in poor health – should make arrangements for testing with their doctor or one of the many healthcare providers now performing testing. Healthcare providers can assess your health history and symptoms, and perform testing for COVID-19 as needed. MSDH is also helping conduct free drive-up testing sites in many parts of the state. **Always call ahead to the testing provider for instructions on safely being examined before you visit for your test.**

- ▶ [Find a COVID-19 testing provider near you](#)

Prevention and Guidance for Individuals and the Community

- ▶ [Preventive steps to take, recommendations, guidance and general information on COVID-19](#)

Our free newsletter includes monthly disease updates:



Last reviewed on Mar 5,

2020

[error on this](#)[email page](#)[print](#)

Related resources

- ▶ [Local COVID-19 Testing Providers](#)
- ▶ [COVID-19 Guidance and Prevention for Individuals and the Community](#)

Updated August 24, 2020

More topics

- ▶ [\[Espanol, Tieng Viet, ASL \]](#)
- ▶ [COVID-19 County Data](#)
- ▶ [Diagnostic Testing EUA](#)
- ▶ [Handouts and Posters](#)
- ▶ [Healthcare Professionals](#)
- ▶ [Interactive Map and Charts](#)
- ▶ [Long-Term Care Outbreaks](#)
- ▶ [Prevention and Safety Guidance](#)
- ▶ [Testing for COVID-19](#)

COVID-19



Keep your distance

Stay at least six feet apart from others in large groups.

[MORE PREVENTION TIPS](#)

AGENCY

[About Us](#)[Administration](#)[Board of Health](#)[County Offices](#)[Institutional Review](#)[Jobs](#)[Locations](#)

[Public Health Laboratory](#)

[RFPs/Grants](#)

[More »](#)

[Intranet](#)

[OHIT+ER Service Center](#)

[Webmail](#)

INFORMATION

[Apps](#)

[Calendar of Events](#)

[Contact Us](#)

[Meetings](#)

[Health Resources](#)

[Hotlines](#)

[Locations](#)

[News](#)

[Newsletter](#)

[Phone Numbers](#)

[Español](#)

I NEED A ...

[Birth Certificate](#)

[Certificate of Need](#)

[Children's Health Insurance](#)

[Complaint Form](#)

[Criminal History Check](#)

[Death Certificate](#)

[Divorce Record](#)

[Food Permit](#)

[Immunization Record](#)

[J-1 Visa](#)

[License Verification](#)

[Marriage Record](#)

[Professional License](#)

[Public Records Request](#)

[Wastewater Application](#)

PUBLICATIONS

[Annual Report](#)

[CON Weekly Reports](#)

[Health Facilities Directory](#)

[Mississippi Morbidity Reports](#)

[Public Health Report](#)

[State Health Plan](#)

Strategic Plan

More »

Mississippi State Department of Health • 570 East Woodrow Wilson Dr • Jackson, MS 39216 • 866-HLTHY4U • [Contact and information](#)

