

## Coronavirus Disease 2019 (COVID-19)

Updated August 26, 2020

The national Centers for Disease Control and Prevention (CDC) and the Mississippi State Department of Health continue to closely monitor the outbreak of respiratory illnesses caused by the novel (new) coronavirus COVID-19, and are working to limit the spread of cases nationally and in Mississippi. MSDH is actively working with doctors and hospitals to quickly identify cases and respond effectively to limit this outbreak.



**Home isolation is mandatory if you have tested positive for COVID-19** by [order of the State Health Officer](#). If you have been in contact with someone who has COVID-19, quarantine is also important to protect others.

### ► What you should do

If you are awaiting results of **routine testing** not related to exposure, you may [return to work](#) and follow the safety guidance of your employer.

**COVID-19 School Report:** K-12 outbreaks, cases and quarantine totals by county. [Current report »](#)

## Healthcare Professionals

Guidance and more →

- [MSDH guidance](#)
- [Electronic reporting](#)
- [Specimens](#)
- [Lab dropoff](#)
- [CDC guidance](#)
- [MS-HAN Alerts](#)

[ALL HEALTHCARE](#)

## Current Cases and Statistics

County and state data →

- [Current cases and deaths](#)
- [County data summaries](#)
- [Data charts and map](#)

- ▶ [Schools and LTC facilities](#)
- ▶ [Lab testing](#)
- ▶ [Recoveries](#)

#### [ALL STATISTICS](#)

## Prevention, Safety and Testing

Personal and community →

- ▶ [Personal protection](#)
- ▶ [Gatherings and events](#)
- ▶ [Business and community](#)
- ▶ [School guidelines](#)
- ▶ [State agencies](#)
- ▶ [Getting tested](#)

#### [ALL PREVENTION](#)

Mississippi Coronavirus Hotline (7 days a week, 7 a.m.–7 p.m.): **877-978-6453**

Mississippi's hospital system is overloaded by the additional burden of COVID-19 patients. If we don't start making changes now, we'll be forced to make cruel calculations later about who gets the medical care they need, and who does not.

**K-12 extracurricular events:** New Governor's orders for safety. [More details »](#)

**MSDH Guidelines for K-12 Reopening During COVID-19:** Assessing risk, preventive measures, responding to outbreaks. [Document and resources »](#)

**Report a restaurant not following COVID-19 safety orders:** E-mail the details to [food@msdh.ms.gov](mailto:food@msdh.ms.gov)

**Face coverings are required** by order of the Governor for all Mississippians in [schools](#), businesses and indoor public spaces, and in outdoor public spaces where consistent social distancing is not possible. [Details and exceptions »](#)

## General Information

► [Overview, questions and answers, handouts, and information in other languages](#)

## COVID-19 in Mississippi

### New Cases and Deaths as of August 25

#### NEW CASES

**904**

New COVID-19 positive test results reported to MSDH as of 6 p.m. yesterday.

#### NEW DEATHS

**58**

New COVID-19 related deaths reported to MSDH as of 6 p.m. yesterday.

County	Total
Adams	1
Bolivar	2
Hinds	2
Kemper	1
Leflore	1
Pike	1
Rankin	2
Sunflower	1
Tallahatchie	1
Washington	1
Wilkinson	1

\* **44** confirmed COVID-19 related deaths between July 21 and August 18, identified from death certificate reports.

County	Total
Amite	1

County	Total
Bolivar	1
Claiborne	1
Coahoma	1
Forrest	1
Harrison	5
Issaquena	1
Jackson	2
Jasper	1
Jefferson Davis	1
Leake	2
Lowndes	1
Madison	1
Montgomery	1
Panola	2
Pearl River	2
Pike	2
Pontotoc	1
Rankin	3
Scott	1
Tishomingo	8
Tunica	1
Union	1
Washington	1
Wilkinson	1
Winston	1

## LTC OUTBREAKS

175

Current outbreaks in long-term care facilities only. (See [LTC facility outbreak definition](#).)

**About our case counts:** We currently update our case totals each day based on test results from the previous day. Outside laboratories also report positive test results to us, which are included in our totals. Repeated tests for the same individual are counted only once. County case numbers and deaths may change as investigation finds new or additional information.

## County COVID-19 Data

### Race and Ethnicity

► [Total COVID-19 cases and deaths by county, race and ethnicity](#) PDF

## Trends and Data for Individual Counties

► [Weekly COVID-19 summaries for each Mississippi county](#)

## High Cases and Incidence

► [Mississippi counties ranked by weekly cases and incidence](#)

## Cumulative Cases and Deaths by County

Totals of all reported COVID-19 cases for 2020, including those in long-term care (LTC) facilities.

**The numbers in this table are provisional.** County case numbers and deaths may change as investigation finds new or additional information. The data provided below is the most current available.

County	Total Cases	Total Deaths	Total LTC Facility Cases	Total LTC Facility Deaths
<a href="#">Adams</a>	751	31	46	12
<a href="#">Alcorn</a>	580	6	12	1
<a href="#">Amite</a>	265	7	14	2
<a href="#">Attala</a>	576	25	90	20
<a href="#">Benton</a>	191	1	2	0
<a href="#">Bolivar</a>	1420	45	74	11
<a href="#">Calhoun</a>	460	10	23	4
<a href="#">Carroll</a>	287	11	45	9
<a href="#">Chickasaw</a>	564	20	36	11
<a href="#">Choctaw</a>	153	4	0	0
<a href="#">Claiborne</a>	430	16	43	9
<a href="#">Clarke</a>	421	28	31	9
<a href="#">Clay</a>	464	14	2	1
<a href="#">Coahoma</a>	926	17	75	2
<a href="#">Copiah</a>	1048	31	30	4
<a href="#">Covington</a>	708	17	8	3
<a href="#">De Soto</a>	4421	41	49	9
<a href="#">Forrest</a>	2063	62	121	35
<a href="#">Franklin</a>	171	3	3	1
<a href="#">George</a>	673	12	5	2
<a href="#">Greene</a>	285	14	35	6
<a href="#">Grenada</a>	908	30	84	16
<b>Total</b>	<b>80,110</b>	<b>2,373</b>	<b>4,767</b>	<b>976</b>

County	Total Cases	Total Deaths	Total LTC Facility Cases	Total LTC Facility Deaths
Hancock	466	18	8	4
Harrison	3158	53	149	18
Hinds	6357	137	357	59
Holmes	1038	52	98	20
Humphreys	334	13	20	6
Issaquena	95	3	0	0
Itawamba	514	14	51	9
Jackson	2879	59	74	7
Jasper	470	13	1	0
Jefferson	213	8	8	2
Jefferson Davis	291	8	3	1
Jones	2114	69	174	35
Kemper	264	15	38	9
Lafayette	1244	34	114	24
Lamar	1400	25	9	4
Lauderdale	1688	103	212	58
Lawrence	397	10	18	1
Leake	875	31	4	0
Lee	2066	49	143	25
Leflore	1215	74	185	45
Lincoln	941	49	129	30
Lowndes	1245	53	92	28
Madison	2821	82	222	41
Marion	766	25	48	6
Marshall	907	11	19	3
Monroe	996	56	148	44
Montgomery	402	15	25	7
Neshoba	1410	99	109	37
Newton	641	13	12	2
Noxubee	514	14	17	4
Oktibbeha	1346	46	184	29
Panola	1263	23	13	2
Pearl River	718	48	66	19
Total	80,110	2,373	4,767	976

County	Total Cases	Total Deaths	Total LTC Facility Cases	Total LTC Facility Deaths
Perry	289	9	0	0
Pike	1101	43	74	19
Pontotoc	1014	10	6	1
Prentiss	593	12	40	3
Quitman	306	3	0	0
Rankin	2756	59	131	16
Scott	1079	22	15	3
Sharkey	247	8	42	7
Simpson	918	39	99	19
Smith	456	13	54	8
Stone	302	9	27	3
Sunflower	1229	35	39	8
Tallahatchie	611	13	9	2
Tate	849	32	32	12
Tippah	524	15	2	0
Tishomingo	539	26	93	18
Tunica	438	11	12	2
Union	849	21	40	11
Walthall	553	24	67	13
Warren	1274	43	106	20
Washington	1964	59	79	18
Wayne	842	21	58	10
Webster	295	13	52	11
Wilkinson	277	17	8	4
Winston	691	19	40	11
Yalobusha	362	11	35	7
Yazoo	939	19	29	4
<b>Total</b>	<b>80,110</b>	<b>2,373</b>	<b>4,767</b>	<b>976</b>

## Case Classifications

Mississippi investigates and reports both probable and confirmed cases and deaths according to the [CSTE case definition](#).

	Confirmed	Probable	Total
Cases	76,917	3,193	<b>80,110</b>
Deaths	2,234	139	<b>2,373</b>

Confirmed cases and deaths are generally determined by positive PCR tests, which detect the presence of ongoing coronavirus infection.

Probable cases are those who test positive by other testing methods such as antibody or antigen, and have recent symptoms consistent with COVID-19, indicating a recent infection.

Probable deaths are those individuals with a designation of COVID-19 as a cause of death on the death certificate, but where no confirmatory testing was performed.

## K-12 School Report by County

Every Mississippi K-12 school is required to report each week the number of total and new cases among students, teachers and staff, the number of total and new outbreaks, and the total number of teachers and students under quarantine as a result of COVID-19 exposure.

- [K-12 school cases, outbreaks and exposure totals by county](#) PDF  
Updated weekly

## Long-Term Care Facility Cases and Outbreaks

Long-term care (LTC) facilities like nursing homes are considered high risk locations because their residents are older or in poor health. A single confirmed COVID-19 infection in an LTC facility resident, or more than one infection in employees or staff in a 14-day period constitutes an outbreak. Residential care facilities also represent group living facilities where COVID-19 can be easily spread. We investigate residents, staff and close contacts of infected individuals for possible exposure.

**These outbreak figures are reported directly to MSDH by the facility.** Many of the cases and deaths reported by facilities may not yet be included in our totals of lab-reported cases.

- [Mississippi COVID-19 cases and deaths in long-term care facilities](#) PDF  
Long-term care facilities include nursing homes, personal care homes, assisted living homes, and intermediate care facilities for individuals with intellectual disability (ICF-IID)
- [Mississippi COVID-19 cases and deaths in residential care facilities](#) PDF  
Residential care facilities include psychiatric or chemical dependency residential treatment centers and long-term acute care facilities.

## Ongoing Outbreaks

This weekly table of ongoing outbreaks lists all facilities that have reported a current, active outbreak of COVID-19. The reported totals are for cases and deaths associated with the current outbreak only.

**Note:** The cases and deaths in this document have been reported to us directly by the facilities, and may not have appeared yet in our county totals, which are based on reports from testing laboratories.

- [Mississippi long-term care facilities with active COVID-19 outbreaks](#)  
Current and past listings

---

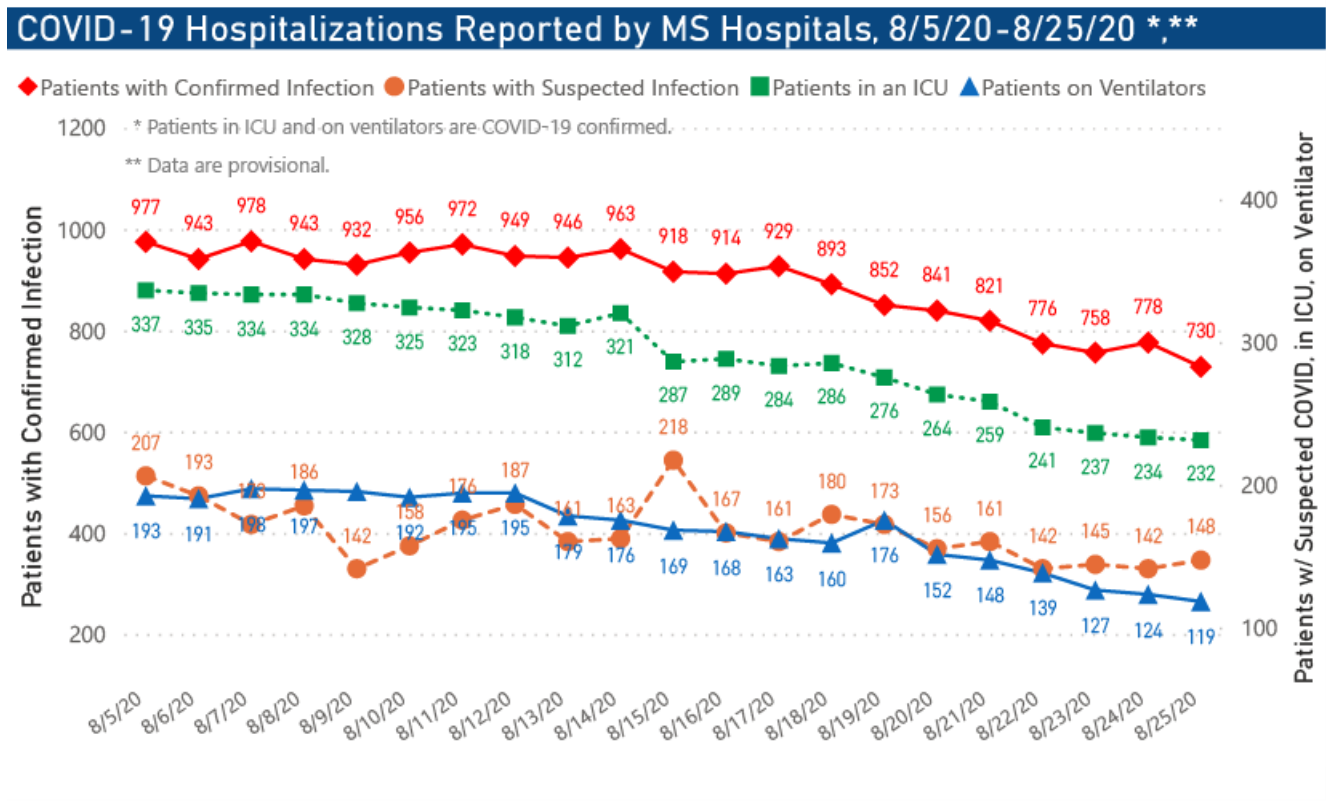
## Mississippi COVID-19 Data Charts and Map

**All data reports below are updated as they become available.** Updates are made daily except where noted.



## Hospitalizations and Bed Availability

- [Interactive chart of hospitalizations by date](#)
- **NEW:** [Interactive chart of local and state hospital bed availability](#)



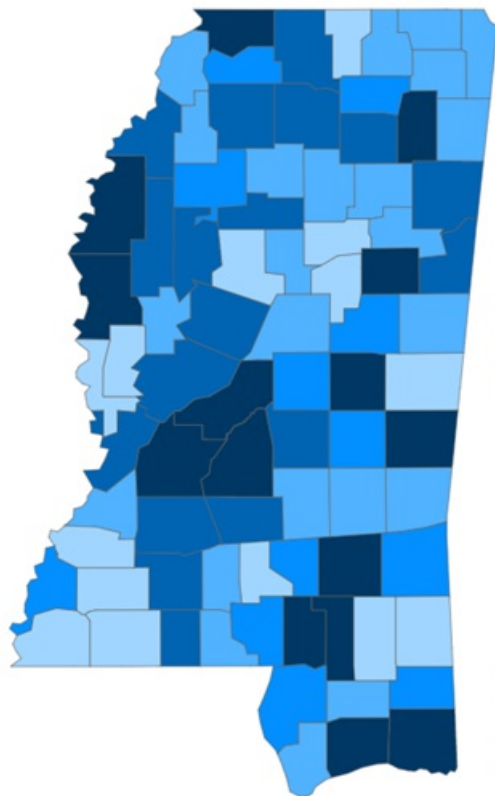
## Cases and Deaths Data Charts

Our state case map and other data charts are also available in interactive form.

- [View interactive map](#)
- [View interactive epidemiological trend and syndromic surveillance](#)

The charts below are based on available data at the time of publication. Charts do **not** include cases where insufficient details of the case are known.

Mississippi COVID-19  
Cases and Deaths by Race with Ethnicity  
as of 6 pm CT, August 25, 2020



Total Cases  
**80,110**

	American Indian or Alaska Native	Asian	Black	White	Other	Unknown
Non Hispanic	466	211	26,209	20,551	849	398
Hispanic	14	11	102	664	1,535	97
Unknown Ethnicity	778	60	6,606	5,491	4,461	11,607

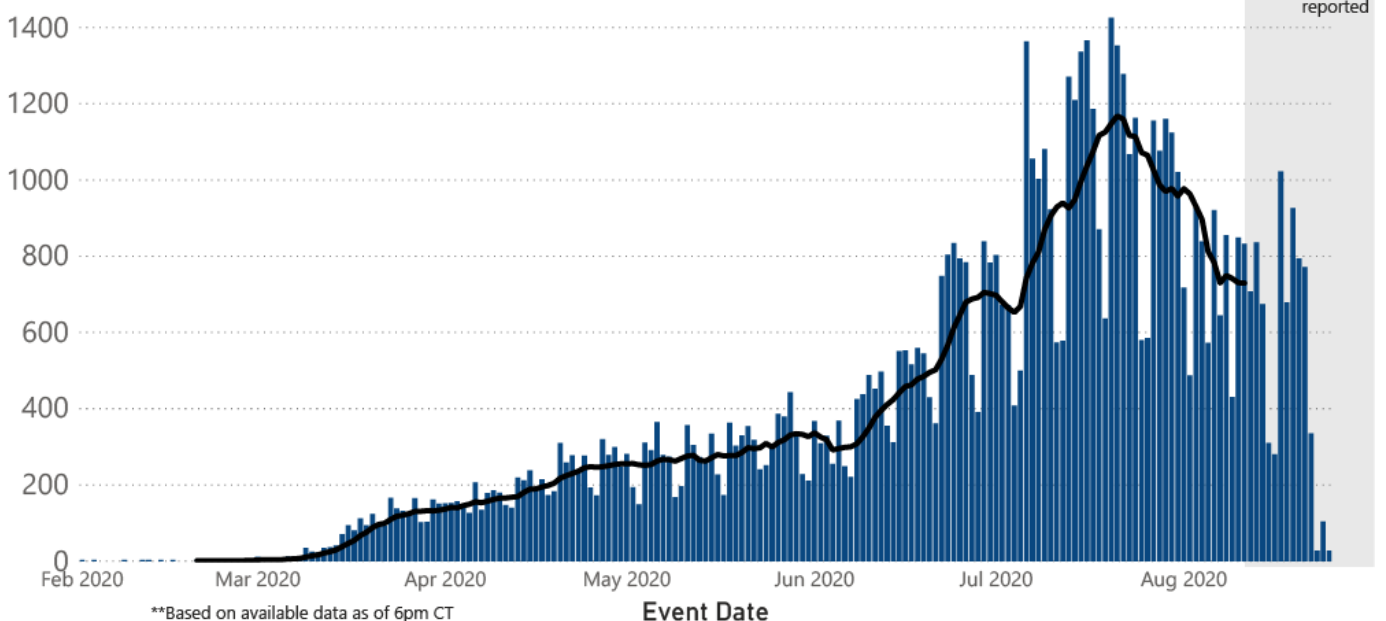
Total Deaths  
**2,373**

	American Indian or Alaska Native	Asian	Black	White	Other	Unknown
Non Hispanic	64	3	1,020	940	12	2
Hispanic	1	0	2	17	13	1
Unknown Ethnicity	20	1	105	116	21	35

COVID-19 Cases by Date\* through August 25, 2020\*\*, Mississippi

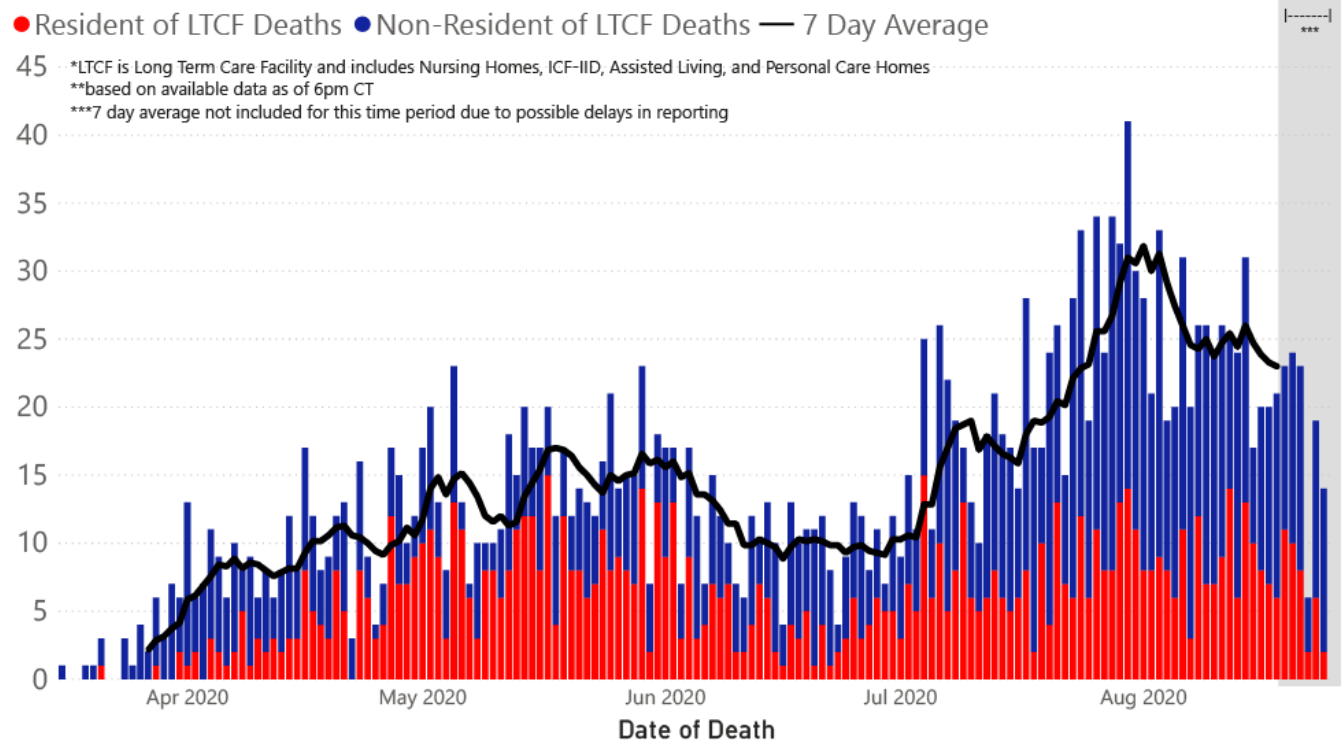
● Cases — 7 Day Average

\*Date: date of onset, test collection or report to MSDH; updated as case is investigated.

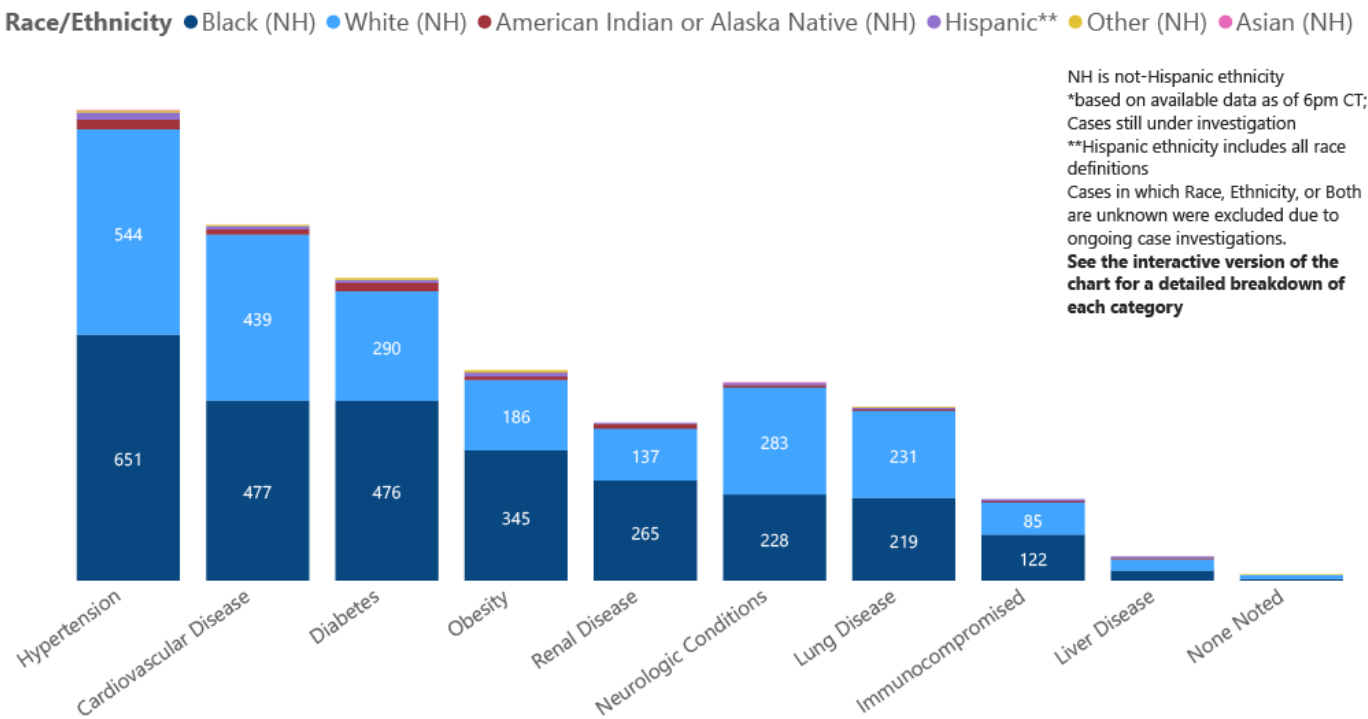


**Note:** Values up to two weeks in the past on the chart of Cases by Date above can change as we update it with new information from disease investigation.

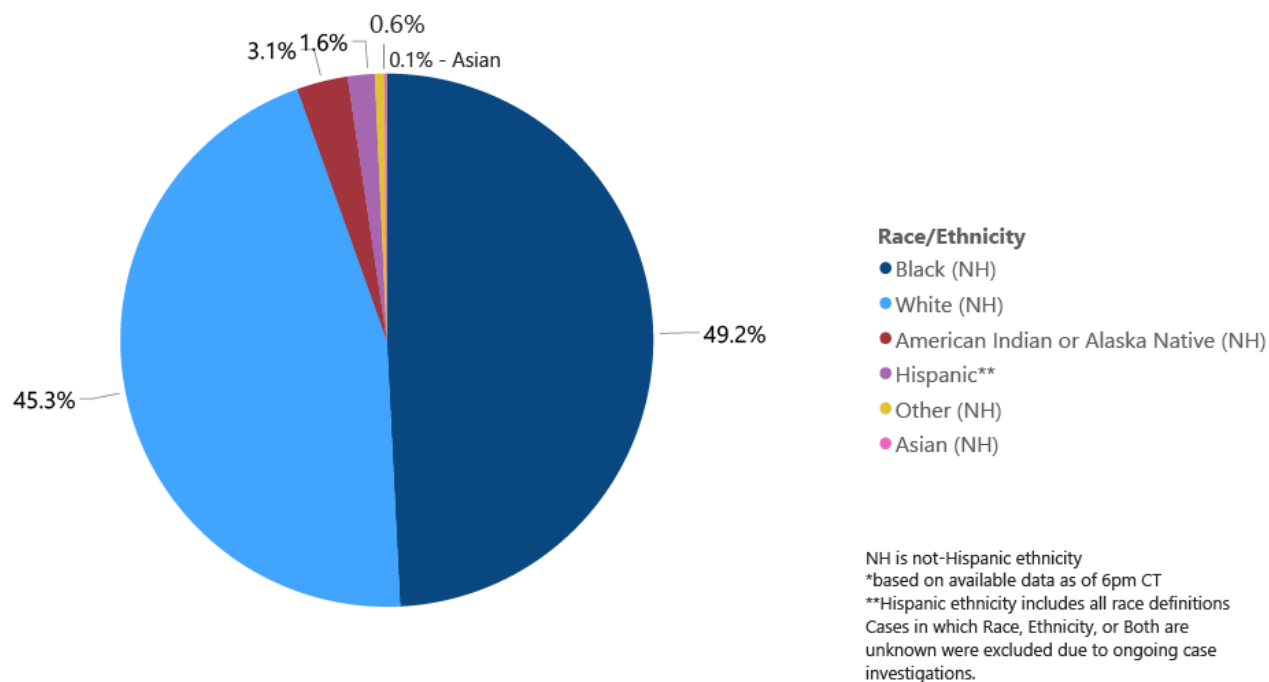
## COVID-19 LTCF\* and Non-LTCF Deaths by Date of Death through August 25, 2020\*\*, Mississippi



## COVID-19 Underlying Conditions in Deaths by Race/Ethnicity through August 25, 2020\*, Mississippi

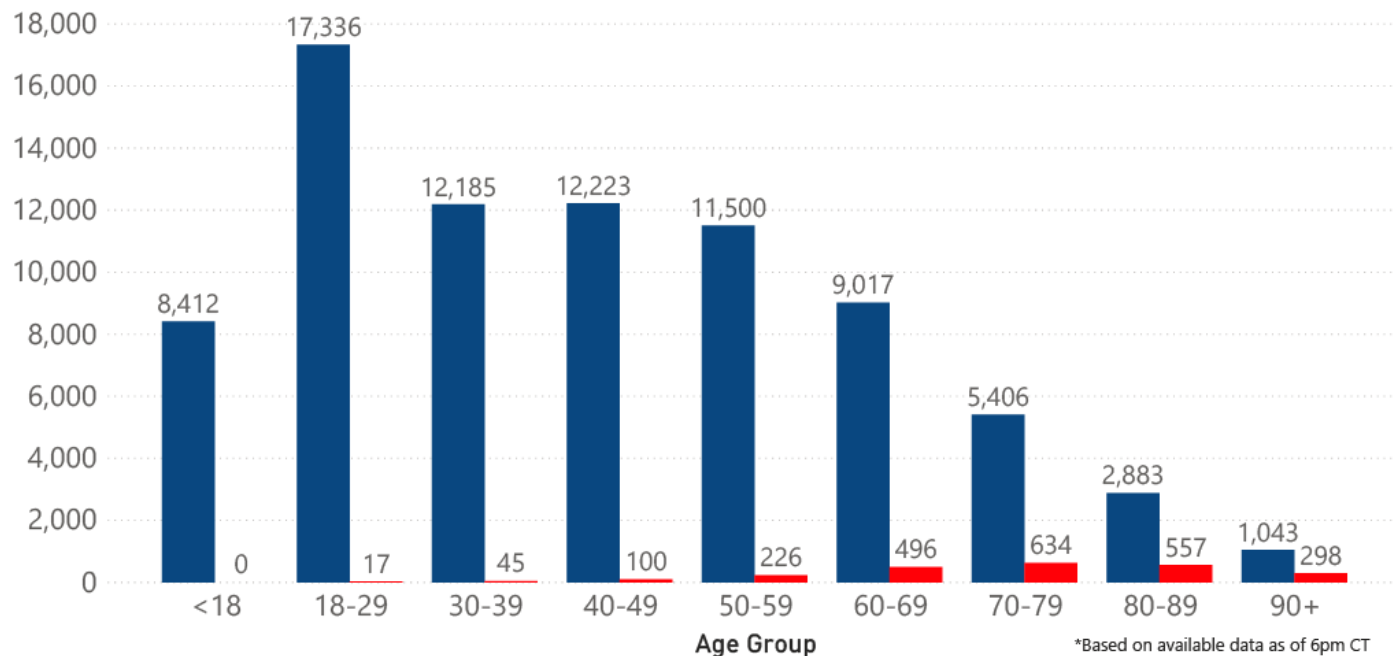


## COVID-19 Deaths by Race/Ethnicity through August 25, 2020\*, Mississippi

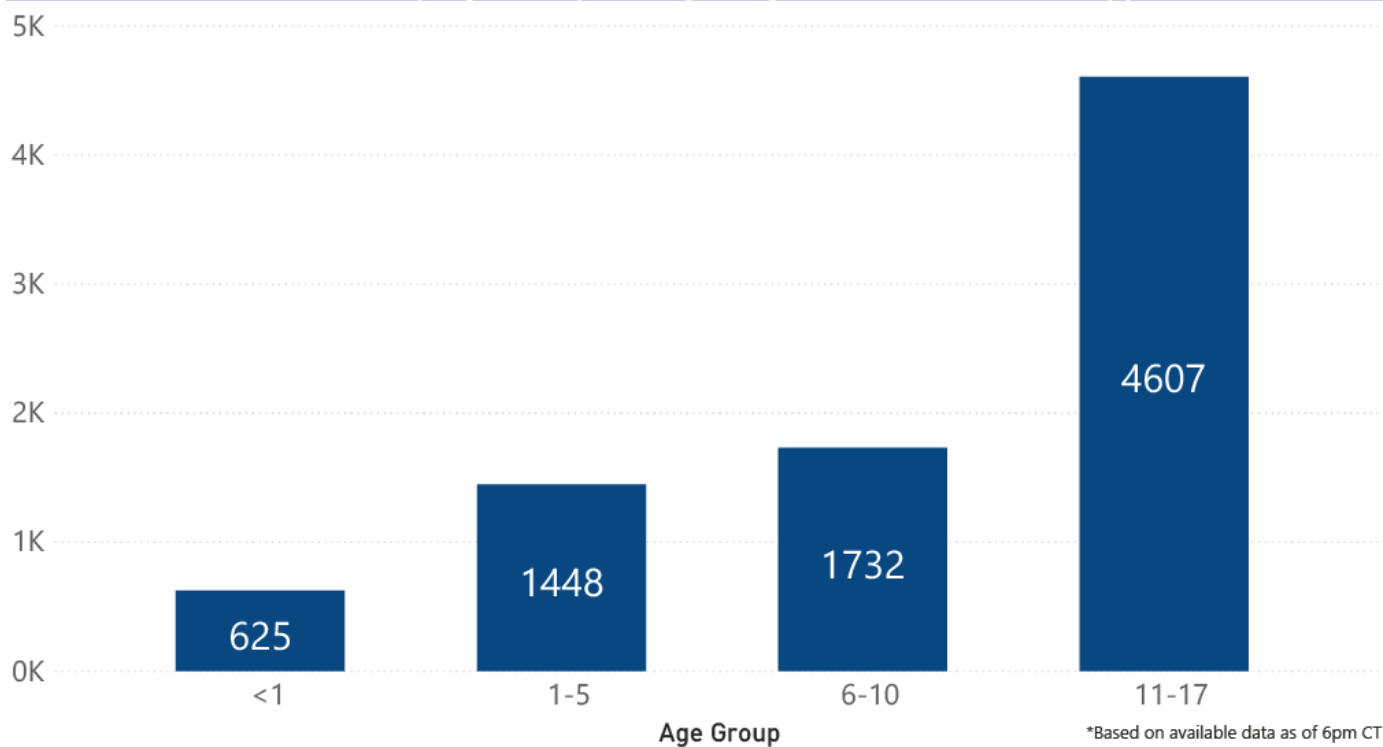


## COVID-19 Cases and Deaths by Age Group through August 25, 2020\*, Mississippi

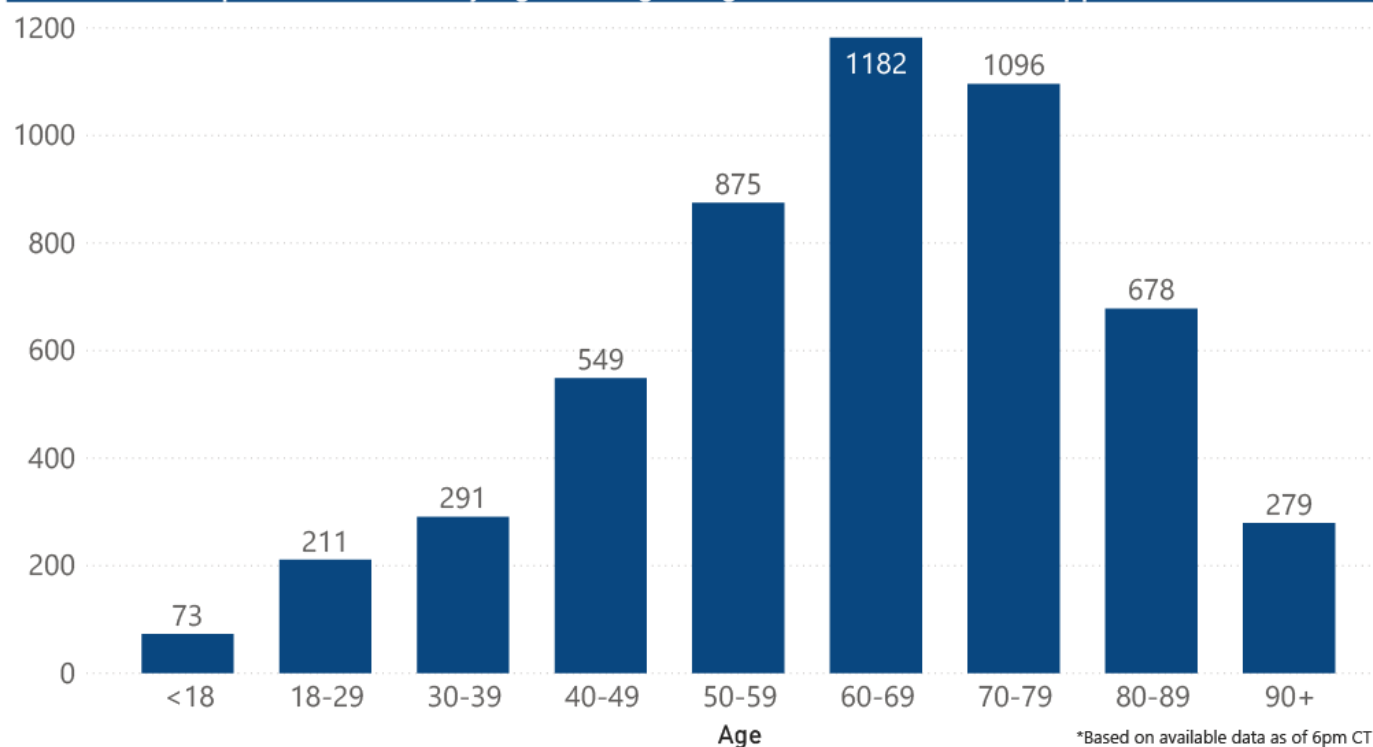
● Cases ● Deaths



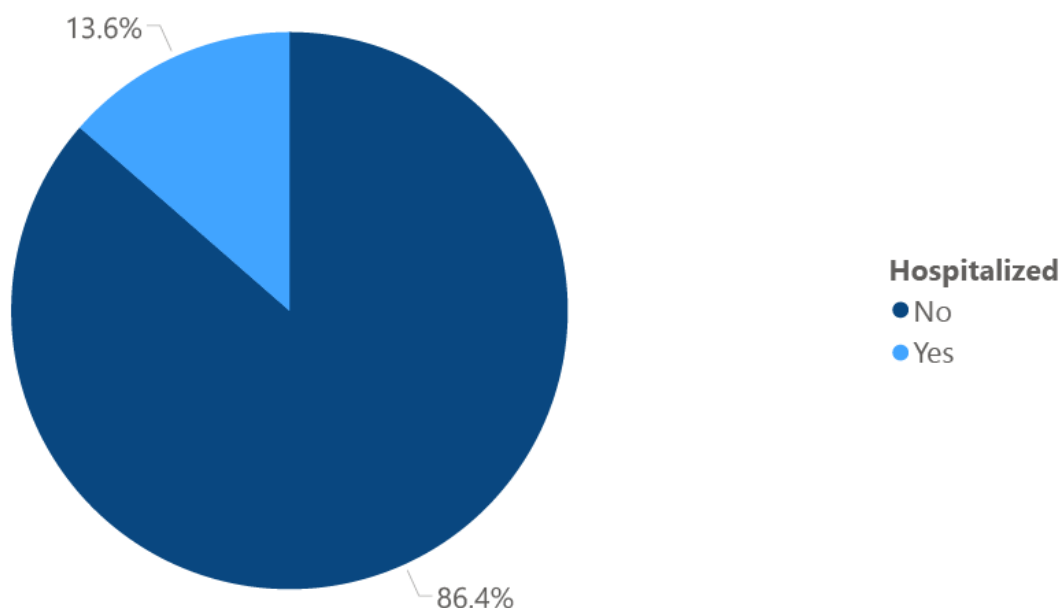
### COVID-19 Pediatric Cases by Age Group through August 25, 2020\*, Mississippi



### COVID-19 Hospitalized Cases by Age through August 25, 2020\*, Mississippi



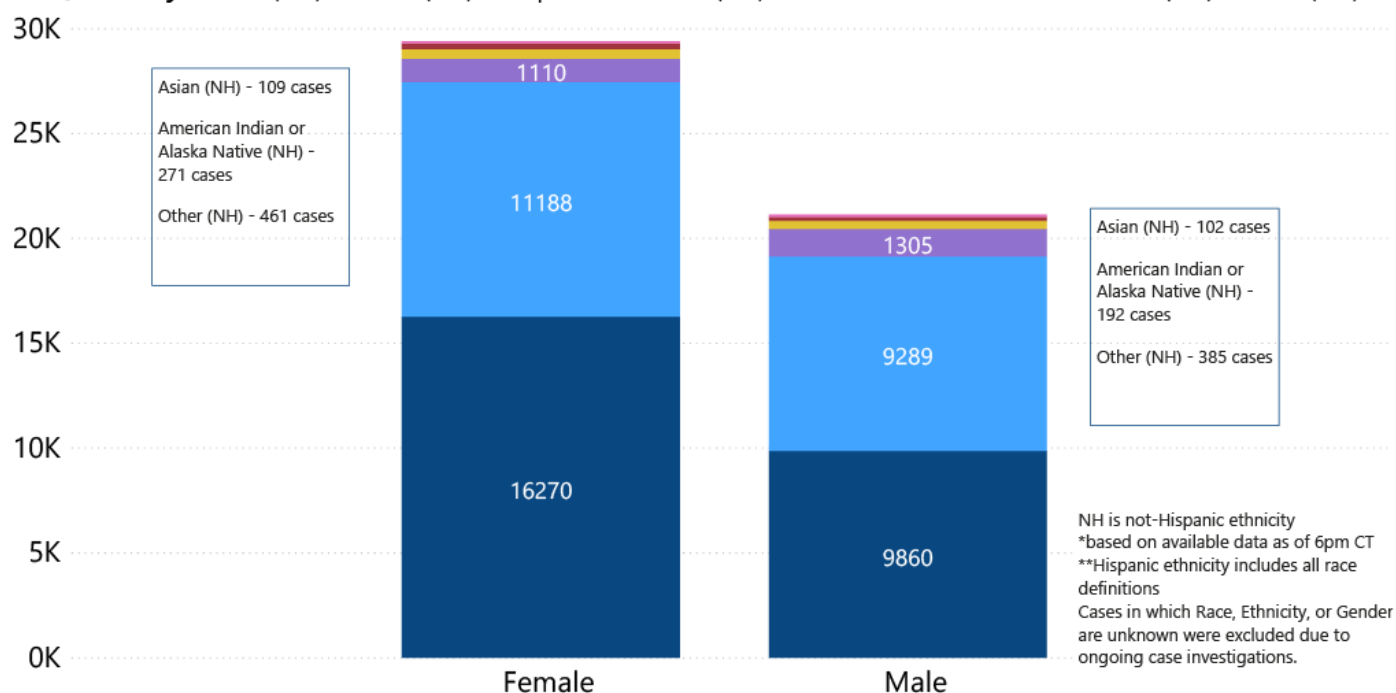
## COVID-19 Cumulative Hospitalizations-Investigated Cases August 25, 2020 \*



\* Cases in which hospitalization is unknown were excluded due to ongoing case investigations; based on available data as of 6 pm CT

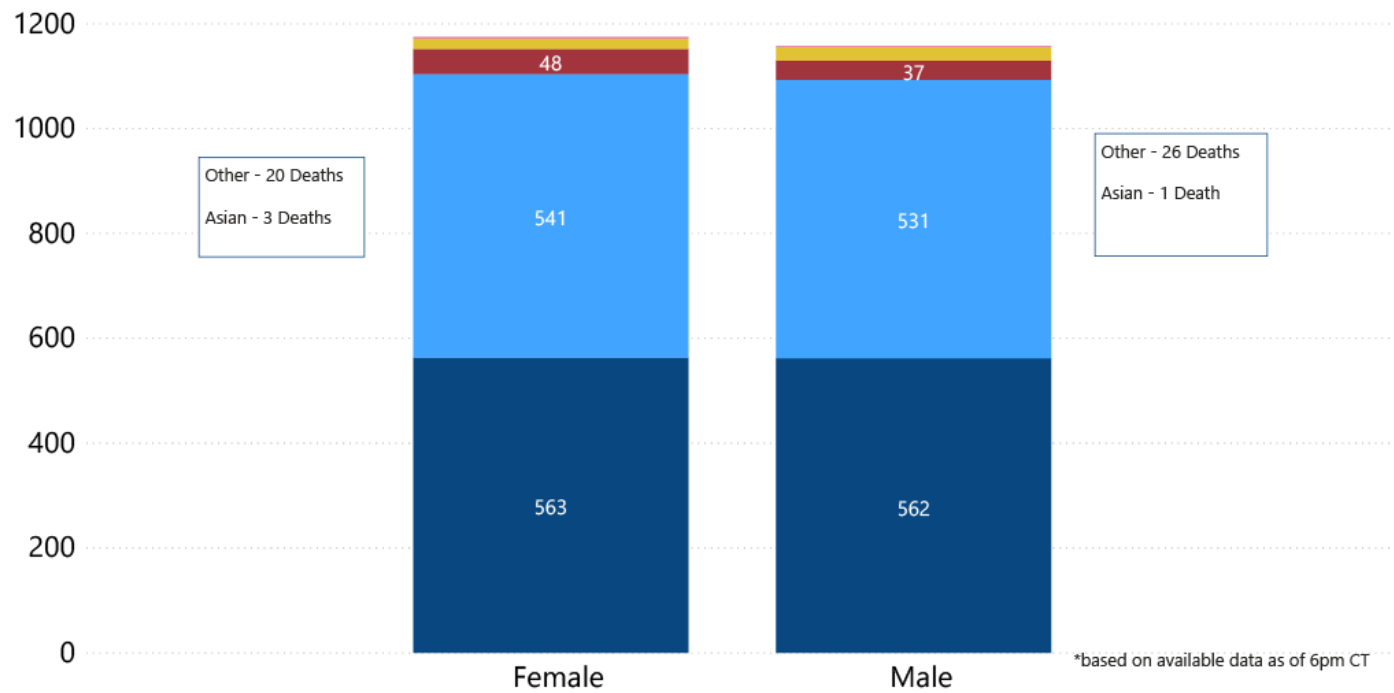
## COVID-19 Cases by Race/Ethnicity and Gender through August 25, 2020\*, Mississippi

**Race/Ethnicity** ● Black (NH) ● White (NH) ● Hispanic\*\* ● Other (NH) ● American Indian or Alaska Native (NH) ● Asian (NH)

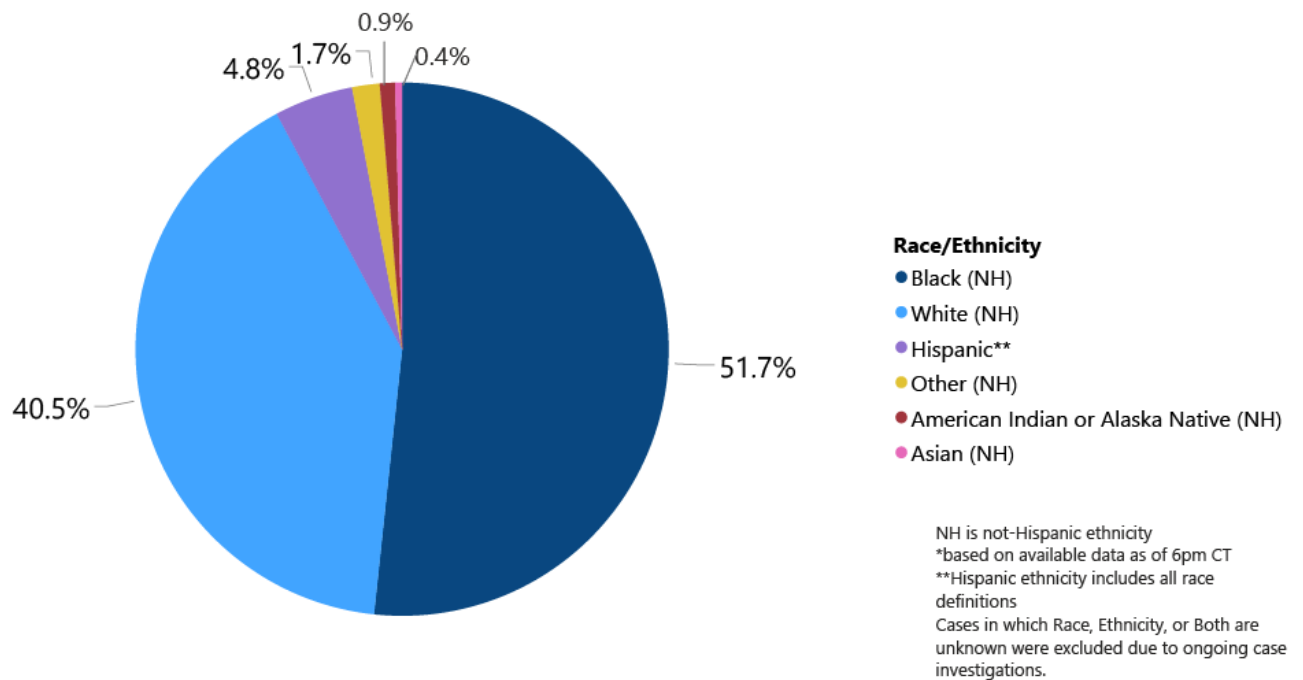


## COVID-19 Deaths by Race and Gender through August 25, 2020\*, Mississippi

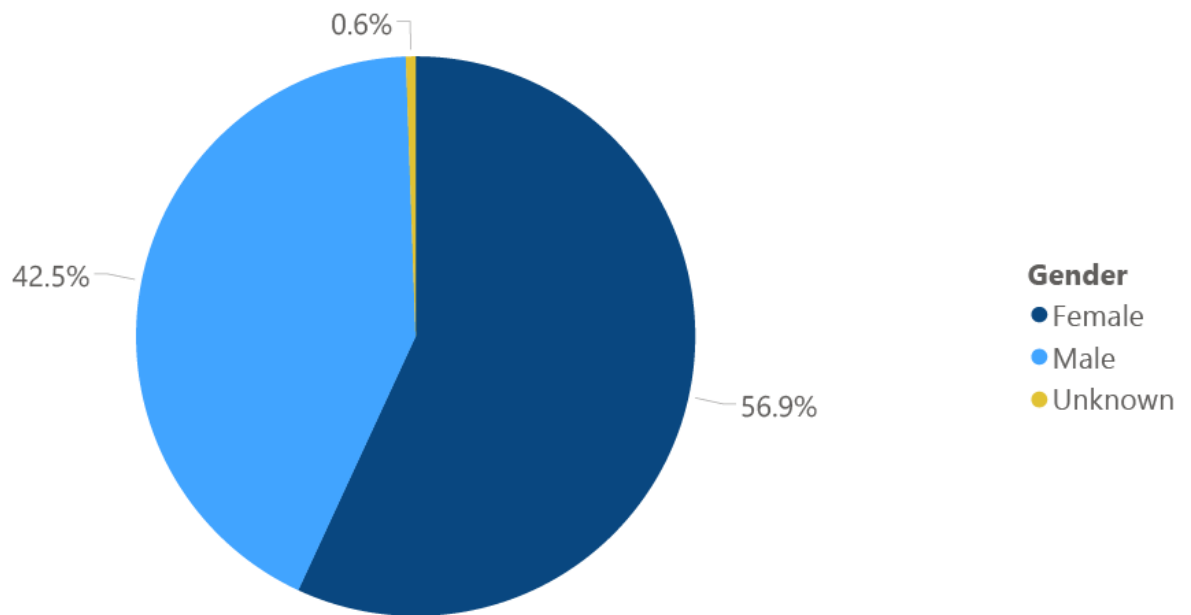
**Race** ● Black ● White ● American Indian or Alaska Native ● Other ● Asian



## COVID-19 Cases by Race/Ethnicity through August 25, 2020\*, Mississippi



## COVID-19 Cases by Gender through August 25, 2020\*, Mississippi



\*Based on available data as of 6pm CT

## Weekly High Case and High Incidence Counties

Tracking counties with recent high numbers of COVID-19 cases, adjusted for population, provides insight on where local outbreaks are most serious, and where protective measures should be increased. For more accurate reporting, these weekly charts include sample collection dates only up to seven days in the past to allow for case investigation and delays in lab test reports.

Cases counts in these charts is based on the date of testing, not the date the test result was reported, and include only those cases where the date of testing is known.

They rank counties by weekly cases, and by incidence (cases proportional to population). A separate table ranking all counties is also available. **All tables updated weekly.**

► [Full tables of counties ranked by weekly incidence and cases](#) PDF



### COVID-19 High Case MS Counties Over 1 Week Period (August 10-August 16, 2020\*)

County	Cases (August 10-August 16)	Cases per 100,000 (August 10-August 16)	Cases to Date	Cases per 100,000 Total	Percent Change
LEE	198	231.8	2036	2383.1	11%
HINDS	84	36.2	6292	2713.9	1%
HARRISON	72	34.6	3061	1471.1	2%
PRENTISS	68	270.6	557	2216.8	14%
DESOTO	67	36.2	4320	2335.8	2%
RANKIN	56	36.1	2688	1731.2	2%
UNION	54	187.4	826	2866.6	7%
JACKSON	47	32.7	2775	1932.2	2%
MONROE	45	127.7	974	2763.0	5%
SIMPSON	44	165.1	897	3364.8	5%
PONTOTOC	43	133.6	983	3055.3	5%
WARREN	43	94.8	1248	2750.0	4%

\*based on available data as of 6pm CT

Cases based on test date. Cases without test date excluded due to ongoing investigations.

Table will be updated weekly. A one week lag is used for reporting.

### COVID-19 High Incidence MS Counties Over 1 Week Period (August 10-August 16, 2020\*)

County	Cases (August 10-August 16)	Cases per 100,000 (August 10-August 16)	Cases to Date	Cases per 100,000 Total	Percent Change
WEBSTER	27	278.7	282	2910.5	11%
PRENTISS	68	270.6	557	2216.8	14%
LEE	198	231.8	2036	2383.1	11%
TISHOMINGO	42	216.7	511	2636.3	9%
UNION	54	187.4	826	2866.6	7%
CHICKASAW	32	187.1	562	3286.0	6%
ITAWAMBA	41	175.3	483	2065.0	9%
COVINGTON	31	166.3	702	3766.9	5%
SIMPSON	44	165.1	897	3364.8	5%
TIPPAH	32	145.4	500	2271.2	7%
JEFFERSON DAVIS	15	134.8	271	2435.3	6%
PONTOTOC	43	133.6	983	3055.3	5%

\*based on available data as of 6pm CT

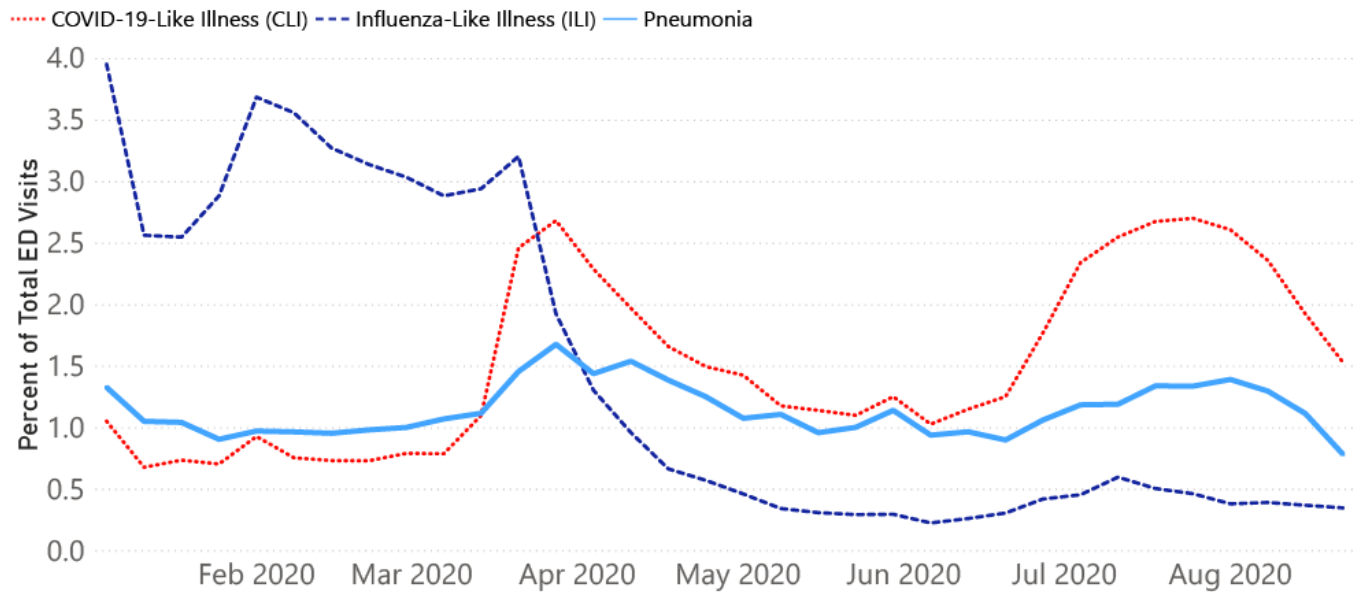
Cases based on test date. Cases without test date excluded due to ongoing investigations.

Table will be updated weekly. A one week lag is used for reporting.

## Syndromic Surveillance

Emergency department visits by those with symptoms characteristic of COVID-19, influenza and pneumonia, updated weekly.

## Percentage of Emergency Department and Clinic visits for CLI, ILI, and Pneumonia Cases Weekly Statewide Summary, January 4, 2020 - August 22, 2020



\*The graph represents syndromic surveillance data from emergency department visits, reported electronically by hospitals throughout the state, that are consistent with COVID-19-Like Illness (CLI), Influenza-Like Illness (ILI), and Pneumonia. Based on available data as of 6pm CT. Graph will be updated weekly.

## Estimated Recoveries

Presumed COVID-19 cases recovered, estimated weekly (does not include cases still under investigation).

### COVID-19 Presumed Recovered Cases through August 23, 2020, Mississippi

**62,707**  
Presumed Recovered\*

\*Reflects Provisional Estimates. Presumed Recovered if:

- 1) It has been 14 days or more since the case tested positive, if they were not hospitalized
- 2) It has been 21 days or more since the case tested positive, if they were hospitalized or hospitalization was unknown.

All deaths excluded. Presumed recovered counts will be updated weekly.

## U.S. and World Cases

- ▶ [COVID-19 cases in the United States \(CDC\)](#)
- ▶ [U.S. COVID-19 Tracker \(CDC\)](#)
- ▶ [COVID-19 Global Case Map \(Johns Hopkins University\)](#)

---

## COVID-19 Testing

### Statewide Combined Testing as of August 25

COVID-19 testing providers around the state include commercial laboratories as well as hospital labs. Combined with testing done by the MSDH Public Health Laboratory, the figures provide a complete picture of all Mississippi testing.

**PCR** testing detects current, active COVID-19 infection in an individual.

**Antibody** (serology) testing identifies individuals with past COVID-19 infection based on antibodies they develop one to three weeks after infection.

	Total tests	PCR	Antibody	Antigen
MSDH Public Health Laboratory	97,066	95,826	1,240	0
Other testing providers	500,278	452,771	23,144	24,363
Total tests for COVID-19 statewide	<b>597,344</b>	<b>548,597</b>	<b>24,384</b>	<b>24,363</b>

### MSDH Individuals Tested as of August 25

MSDH Public Health Laboratory (MPHL) testing totals as of 3 p.m. These totals are for tests performed at the MPHL only.

- Total individuals tested by the MPHL: **74,267**
- Total positive individuals from MPHL tests: **8,258**

### Getting Tested for COVID-19

The MSDH Public Health Laboratory, its partners, and private providers are testing statewide for COVID-19.

Anyone with symptoms of fever, severe cough or severe chest pains – especially those who are older or in poor health – should make arrangements for testing with their doctor or one of the many healthcare providers now performing testing. Healthcare providers can assess your health history and symptoms, and perform testing for COVID-19 as needed. MSDH is also helping conduct free drive-up testing sites in many parts of the state. **Always call ahead to the testing provider for instructions on safely being examined before you visit for your test.**

- ▶ [Find a COVID-19 testing provider near you](#)

- ▶ [Video: A tour through COVID-19 testing at the MSDH Public Health Lab](#)

# Prevention and Guidance for Individuals and the Community

- ▶ [Preventive steps to take, recommendations, guidance and general information on COVID-19](#)

Get health alerts and our free newsletter by e-mail:



Last reviewed on Mar 5,

2020

[error on this](#)

[email page](#)

[print](#)

## *Related resources*

- ▶ [Local COVID-19 Testing Providers](#)
- ▶ [COVID-19 Guidance and Prevention for Individuals and the Community](#)

Updated August 24, 2020

## *More topics*

- ▶ [\[ Espanol, Tieng Viet, ASL \]](#)
- ▶ [COVID-19 County Data](#)
- ▶ [Diagnostic Testing EUA](#)
- ▶ [Handouts and Posters](#)
- ▶ [Healthcare Professionals](#)
- ▶ [Interactive Map and Charts](#)
- ▶ [Long-Term Care Outbreaks](#)
- ▶ [Prevention and Safety Guidance](#)
- ▶ [Testing for COVID-19](#)

COVID-19



## Keep your distance

Stay at least six feet apart from others in large groups.

[MORE PREVENTION TIPS](#)

### AGENCY

[About Us](#)

[Administration](#)

[Board of Health](#)

[County Offices](#)

[Institutional Review](#)

[Jobs](#)

[Locations](#)

[Public Health Laboratory](#)

[RFPs/Grants](#)

[More »](#)

[Intranet](#)  
[OHIT+ER Service Center](#)  
[Webmail](#)

#### **INFORMATION**

---

[Apps](#)  
[Calendar of Events](#)  
[Contact Us](#)  
[Meetings](#)  
[Health Resources](#)  
[Hotlines](#)  
[Locations](#)  
[News](#)  
[Newsletter](#)  
[Phone Numbers](#)  
[Español](#)

#### **I NEED A ...**

---

[Birth Certificate](#)  
[Certificate of Need](#)  
[Children's Health Insurance](#)  
[Complaint Form](#)  
[Criminal History Check](#)  
[Death Certificate](#)  
[Divorce Record](#)  
[Food Permit](#)  
[Immunization Record](#)  
[J-1 Visa](#)  
[License Verification](#)  
[Marriage Record](#)  
[Professional License](#)  
[Public Records Request](#)  
[Wastewater Application](#)

#### **PUBLICATIONS**

---

[Annual Report](#)  
[CON Weekly Reports](#)  
[Health Facilities Directory](#)  
[Mississippi Morbidity Reports](#)  
[Public Health Report](#)  
[State Health Plan](#)  
[Strategic Plan](#)

*[More »](#)*

