



Coronavirus Disease 2019 (COVID-19)

Updated August 28, 2020

The national Centers for Disease Control and Prevention (CDC) and the Mississippi State Department of Health continue to closely monitor the outbreak of respiratory illnesses caused by the novel (new) coronavirus COVID-19, and are working to limit the spread of cases nationally and in Mississippi. MSDH is actively working with doctors and hospitals to quickly identify cases and respond effectively to limit this outbreak.



Home isolation is mandatory if you have tested positive for COVID-19 by [order of the State Health Officer](#). If you have been in contact with someone who has COVID-19, quarantine is also important to protect others.

► [What you should do](#)

If you are awaiting results of **routine testing** not related to exposure, you may [return to work](#) and follow the safety guidance of your employer.

COVID-19 School Report: K-12 outbreaks, cases and quarantine totals by county. [Current report »](#)

Healthcare Professionals

Guidance and more →

- [MSDH guidance](#)
- [Electronic reporting](#)
- [Specimens](#)
- [Lab dropoff](#)
- [CDC guidance](#)
- [MS-HAN Alerts](#)

[ALL HEALTHCARE](#)

Current Cases and Statistics

County and state data →

- [Current cases and deaths](#)
- [County data summaries](#)
- [Data charts and map](#)
- [Schools and LTC facilities](#)

- ▶ [Lab testing](#)
- ▶ [Recoveries](#)

[ALL STATISTICS](#)

Prevention, Safety and Testing

Personal and community →

- ▶ [Personal protection](#)
- ▶ [Gatherings and events](#)
- ▶ [Business and community](#)
- ▶ [School guidelines](#)
- ▶ [State agencies](#)
- ▶ [Getting tested](#)

[ALL PREVENTION](#)

Mississippi Coronavirus Hotline (7 days a week, 7 a.m.–7 p.m.): **877-978-6453**

Mississippi's hospital system is overloaded by the additional burden of COVID-19 patients. If we don't start making changes now, we? Il be forced to make cruel calculations later about who gets the medical care they need, and who does not.

K-12 extracurricular events: New Governor's orders for safety. [More details »](#)

MSDH Guidelines for K-12 Reopening During COVID-19: Assessing risk, preventive measures, responding to outbreaks. [Document and resources »](#)

Report a restaurant not following COVID-19 safety orders: E-mail the details to food@msdh.ms.gov

Face coverings are required by order of the Governor for all Mississippians in [schools](#), businesses and indoor public spaces, and in outdoor public spaces where consistent social distancing is not possible. [Details and exceptions »](#)

General Information

► [Overview, questions and answers, handouts, and information in other languages](#)

COVID-19 in Mississippi

New Cases and Deaths as of August 27

NEW CASES

599

New COVID-19 positive test results reported to MSDH as of 6 p.m. yesterday.

NEW DEATHS

14

New COVID-19 related deaths reported to MSDH as of 6 p.m. yesterday.

County	Total
Bolivar	2
Clarke	1
Jones	1
Lee	2
Leflore	1
Montgomery	1
Rankin	1

* **5** confirmed COVID-19 related deaths between July 26 and August 19, identified from death certificate reports.

County	Total
Hinds	1
Lee	1
Marshall	1
Washington	1
Yazoo	1

LTC OUTBREAKS

159

Current outbreaks in long-term care facilities only. (See [LTC facility outbreak definition.](#))

About our case counts: We currently update our case totals each day based on test results from the previous day. Outside laboratories also report positive test results to us, which are included in our totals. Repeated tests for the same individual are counted only once. County case numbers and deaths may change as investigation finds new or additional information.

County COVID-19 Data

Race and Ethnicity

- [Total COVID-19 cases and deaths by county, race and ethnicity](#) PDF
Current and past data tables, updated daily

Trends and Data for Individual Counties

- [Weekly COVID-19 summaries for each Mississippi county](#)

High Cases and Incidence

- [Mississippi counties ranked by weekly cases and incidence](#)

Cumulative Cases and Deaths by County

Totals of all reported COVID-19 cases for 2020, including those in long-term care (LTC) facilities.

The numbers in this table are provisional. County case numbers and deaths may change as investigation finds new or additional information. The data provided below is the most current available.

County	Total Cases	Total Deaths	Total LTC Facility Cases	Total LTC Facility Deaths
Adams	773	31	46	12
Alcorn	610	6	17	1
Amite	271	7	14	2
Attala	578	25	90	20
Benton	193	1	2	0
Bolivar	1436	48	75	12
Calhoun	466	10	23	4
Carroll	289	11	45	9
Total	81,294	2,413	4,806	989

County	Total Cases	Total Deaths	Total LTC Facility Cases	Total LTC Facility Deaths
Chickasaw	578	20	36	11
Choctaw	154	4	0	0
Claiborne	432	16	43	9
Clarke	431	28	31	9
Clay	467	14	2	1
Coahoma	959	17	77	2
Copiah	1051	31	30	4
Covington	710	17	9	4
De Soto	4509	43	49	9
Forrest	2104	61	121	35
Franklin	174	3	3	1
George	674	12	5	2
Greene	287	14	35	6
Grenada	928	31	88	17
Hancock	480	18	8	4
Harrison	3200	53	149	18
Hinds	6425	138	359	59
Holmes	1032	54	98	20
Humphreys	334	14	20	6
Issaquena	97	3	0	0
Itawamba	538	14	51	9
Jackson	2932	59	74	7
Jasper	474	13	1	0
Jefferson	217	8	8	2
Jefferson Davis	302	8	3	1
Jones	2127	72	174	35
Kemper	266	15	38	9
Lafayette	1335	34	121	24
Lamar	1426	26	10	5
Lauderdale	1732	106	213	58
Lawrence	400	10	18	1
Leake	875	31	4	0
Lee	2111	54	143	26
Total	81,294	2,413	4,806	989

County	Total Cases	Total Deaths	Total LTC Facility Cases	Total LTC Facility Deaths
Leflore	1229	75	185	45
Lincoln	954	50	129	30
Lowndes	1262	53	92	28
Madison	2865	82	222	41
Marion	775	25	48	6
Marshall	919	12	19	3
Monroe	1012	56	148	44
Montgomery	405	16	25	7
Neshoba	1416	99	109	37
Newton	653	14	14	3
Noxubee	517	14	17	4
Oktibbeha	1381	46	185	29
Panola	1273	23	13	2
Pearl River	733	48	66	19
Perry	289	9	0	0
Pike	1118	44	74	19
Pontotoc	1041	11	6	1
Prentiss	608	12	47	3
Quitman	313	3	0	0
Rankin	2797	61	131	17
Scott	1088	22	15	3
Sharkey	249	8	42	7
Simpson	927	39	99	19
Smith	462	13	54	8
Stone	306	9	27	3
Sunflower	1244	36	40	8
Tallahatchie	618	13	9	2
Tate	851	32	32	12
Tippah	531	15	2	0
Tishomingo	541	28	93	20
Tunica	444	11	12	2
Union	867	21	40	11
Walthall	559	24	67	13
Total	81,294	2,413	4,806	989

County	Total Cases	Total Deaths	Total LTC Facility Cases	Total LTC Facility Deaths
Warren	1293	46	107	22
Washington	1974	60	82	20
Wayne	843	22	58	10
Webster	298	13	52	11
Wilkinson	275	17	8	4
Winston	690	19	40	11
Yalobusha	353	12	35	7
Yazoo	944	20	29	4
Total	81,294	2,413	4,806	989

Case Classifications

Mississippi investigates and reports both probable and confirmed cases and deaths according to the [CSTE case definition](#).

	Confirmed	Probable	Total
Cases	77,822	3,472	81,294
Deaths	2,269	144	2,413

Confirmed cases and deaths are generally determined by positive PCR tests, which detect the presence of ongoing coronavirus infection.

Probable cases are those who test positive by other testing methods such as antibody or antigen, and have recent symptoms consistent with COVID-19, indicating a recent infection.

Probable deaths are those individuals with a designation of COVID-19 as a cause of death on the death certificate, but where no confirmatory testing was performed.

K-12 School Report by County

Each week all Mississippi K-12 schools report cases among students, teachers and staff, number of outbreaks, and teachers and students under quarantine as a result of COVID-19 exposure. These reports are then summarized by county.

Note: An outbreak in a school setting is defined as 3 or more individuals diagnosed with COVID-19 in the same group within a 14-day period.

► [K-12 school cases, outbreaks and exposure totals by county](#) PDF

Updated weekly

Long-Term Care Facility Cases and Outbreaks

Long-term care (LTC) facilities like nursing homes are considered high risk locations because their residents are older or in poor health. A single confirmed COVID-19 infection in an LTC facility resident, or more than one infection in employees or staff in a 14-day period constitutes an outbreak. Residential care facilities also represent group living facilities where COVID-19 can be easily spread. We investigate residents, staff and close contacts of infected individuals for possible exposure.

These outbreak figures are reported directly to MSDH by the facility. Many of the cases and deaths reported by facilities may not yet be included in our totals of lab-reported cases.

► [Mississippi COVID-19 cases and deaths in long-term care facilities](#) PDF

Long-term care facilities include nursing homes, personal care homes, assisted living homes, and intermediate care facilities for individuals with intellectual disability (ICF-IID)

► [Mississippi COVID-19 cases and deaths in residential care facilities](#) PDF

Residential care facilities include psychiatric or chemical dependency residential treatment centers and long-term acute care facilities.

Ongoing Outbreaks

This weekly table of ongoing outbreaks lists all facilities that have reported a current, active outbreak of COVID-19. The reported totals are for cases and deaths associated with the current outbreak only.

Note: The cases and deaths in this document have been reported to us directly by the facilities, and may not have appeared yet in our county totals, which are based on reports from testing laboratories.

► [Mississippi long-term care facilities with active COVID-19 outbreaks](#)

Current and past listings

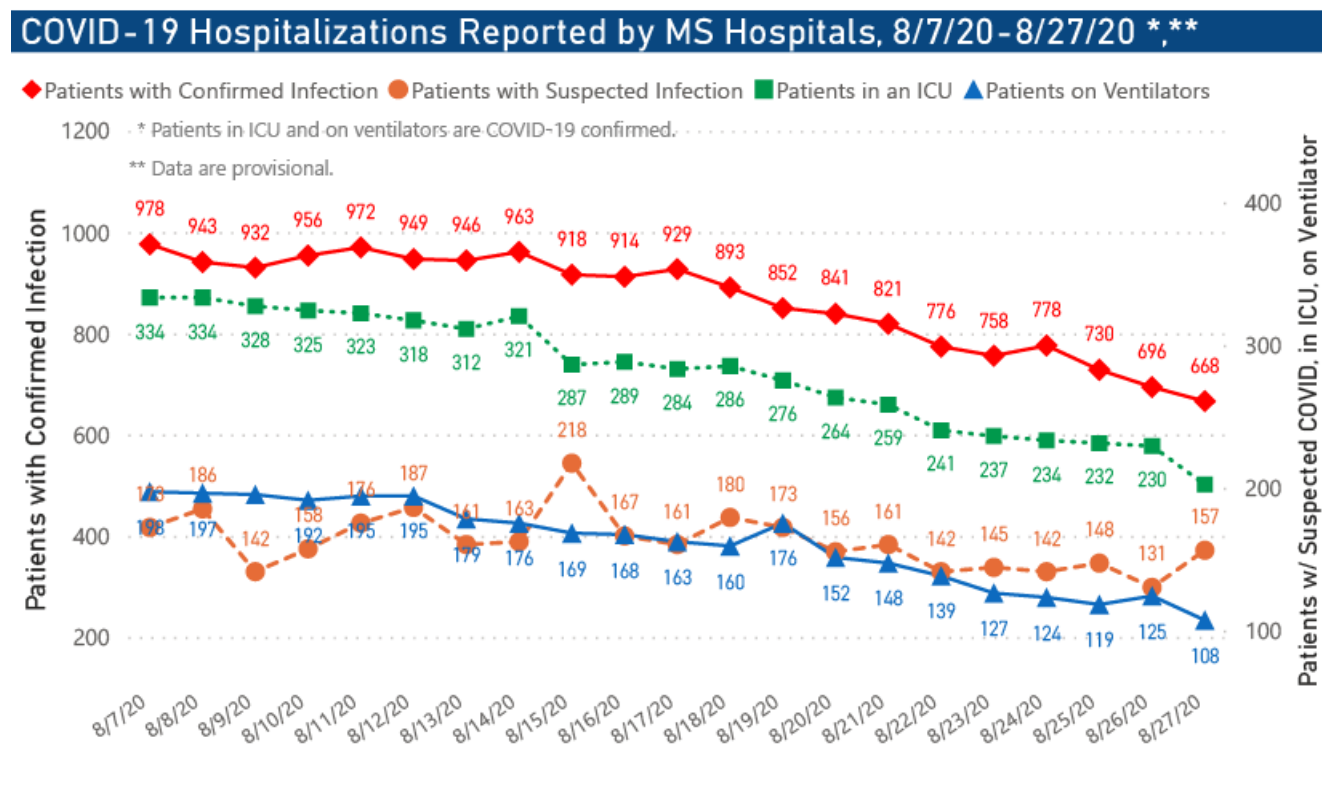
Mississippi COVID-19 Data Charts and Map

All data reports below are updated as they become available. Updates are made daily except where noted.

Hospitalizations and Bed Availability

► [Interactive chart of hospitalizations by date](#)

► **NEW:** [Interactive chart of local and state hospital bed availability](#)



Cases and Deaths Data Charts

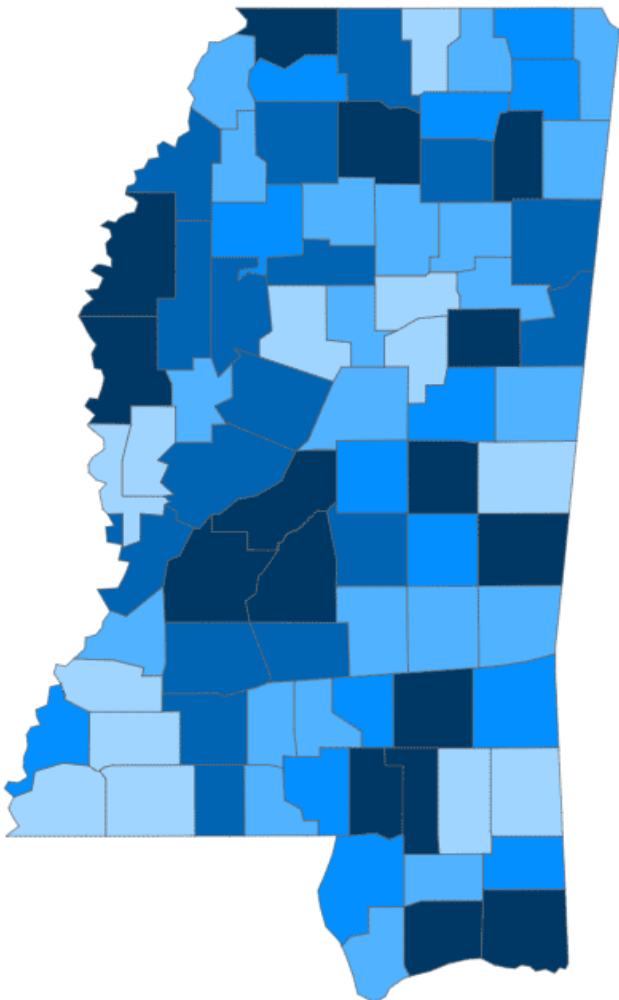
Our state case map and other data charts are also available in interactive form.

- ▶ [View interactive map](#)
- ▶ [View interactive epidemiological trend and syndromic surveillance](#)

The charts below are based on available data at the time of publication. Charts do **not** include cases where insufficient details of the case are known.

Mississippi COVID-19 Cases and Deaths by Race with Ethnicity as of 6 pm CT, August 27, 2020

Total Cases
81,294



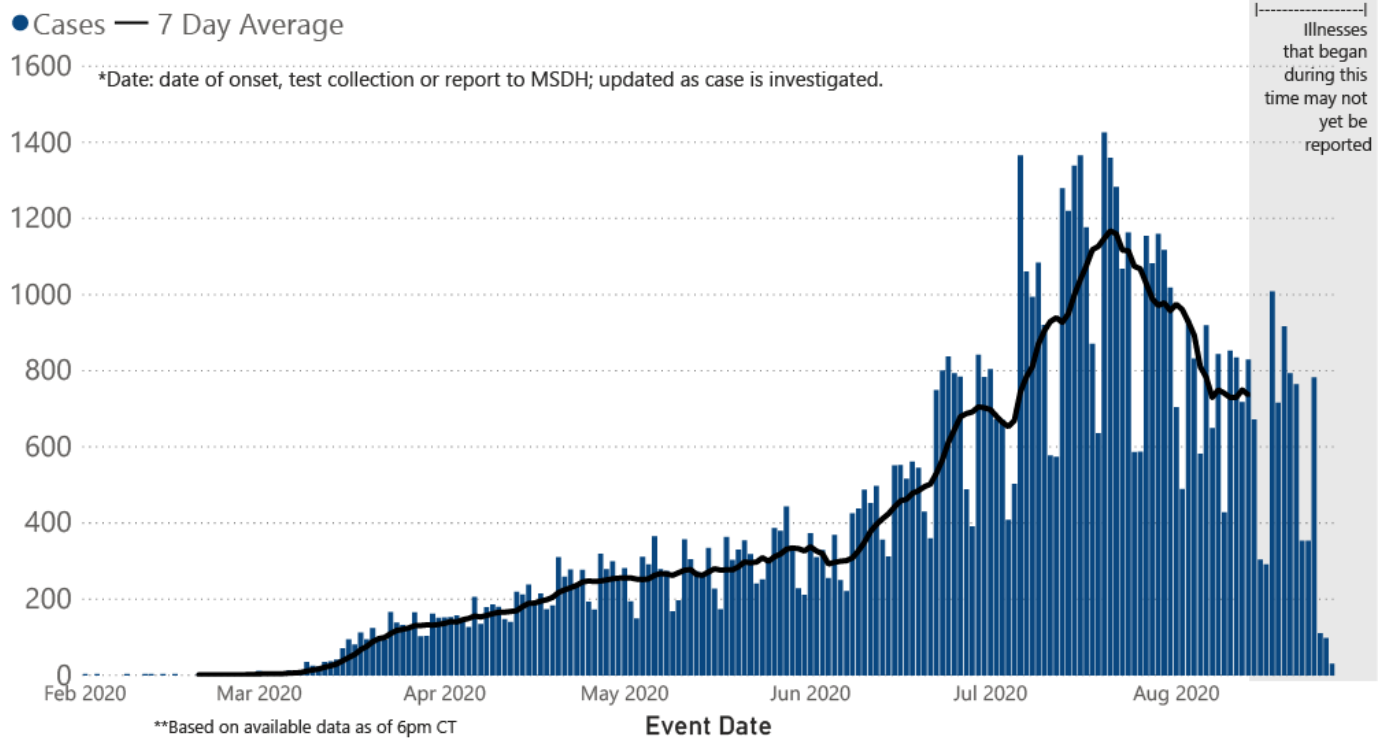
1 to 300 301 to 600 601 to 900 901 to 1300 >1300

	American Indian or Alaska Native	Asian	Black	White	Other	Unknown
Non Hispanic	467	214	26,466	20,969	864	407
Hispanic	14	11	102	676	1,544	97
Unknown Ethnicity	779	62	6,683	5,691	4,440	11,808

Total Deaths
2,413

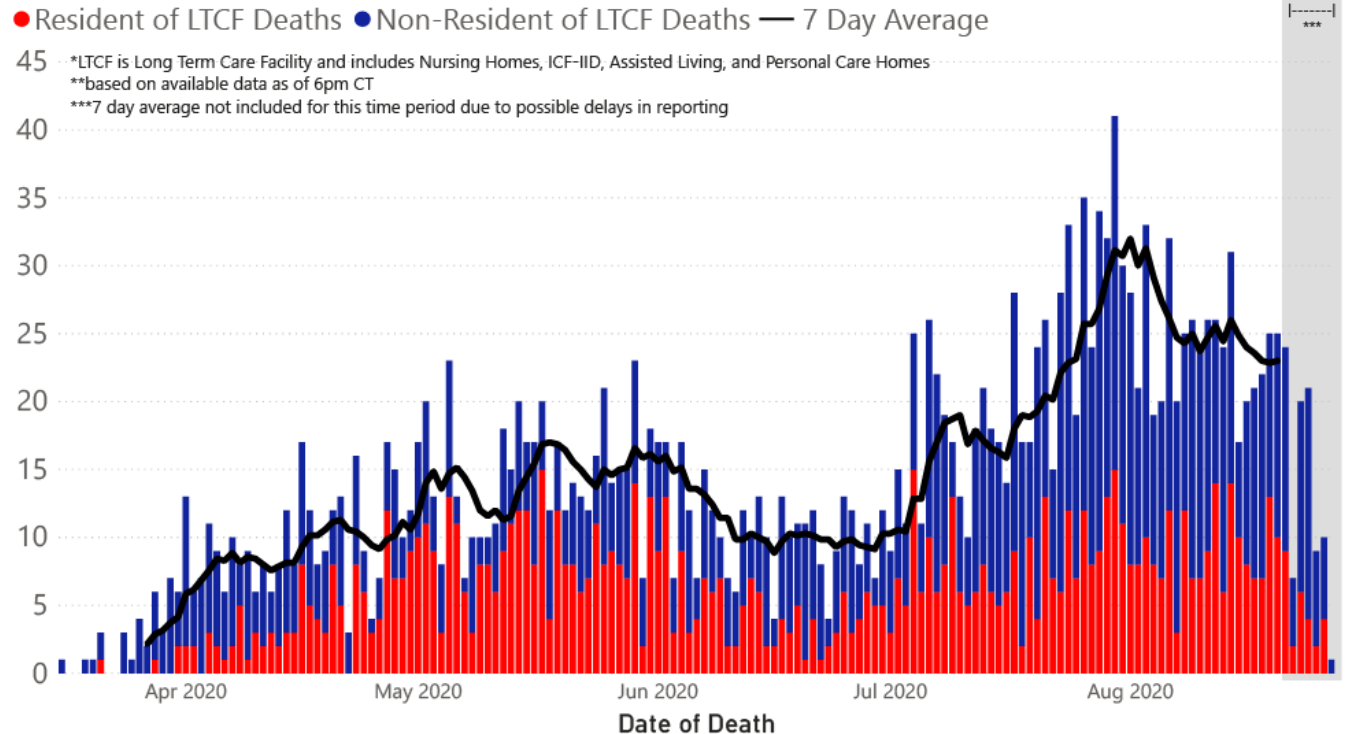
	American Indian or Alaska Native	Asian	Black	White	Other	Unknown
Non Hispanic	64	3	1,035	960	12	2
Hispanic	1	0	2	17	13	1
Unknown Ethnicity	20	1	108	117	23	34

COVID-19 Cases by Date* through August 27, 2020**, Mississippi



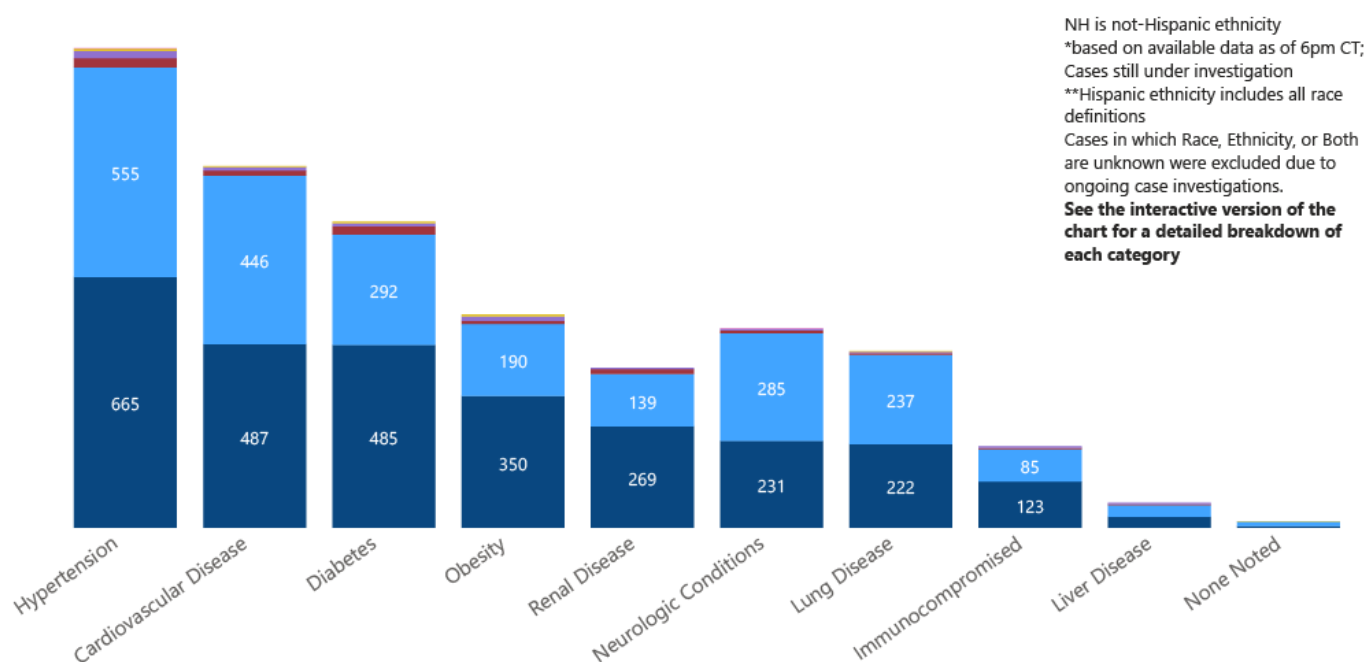
Note: Values up to two weeks in the past on the chart of Cases by Date above can change as we update it with new information from disease investigation.

COVID-19 LTCF* and Non-LTCF Deaths by Date of Death through August 27, 2020**, Mississippi

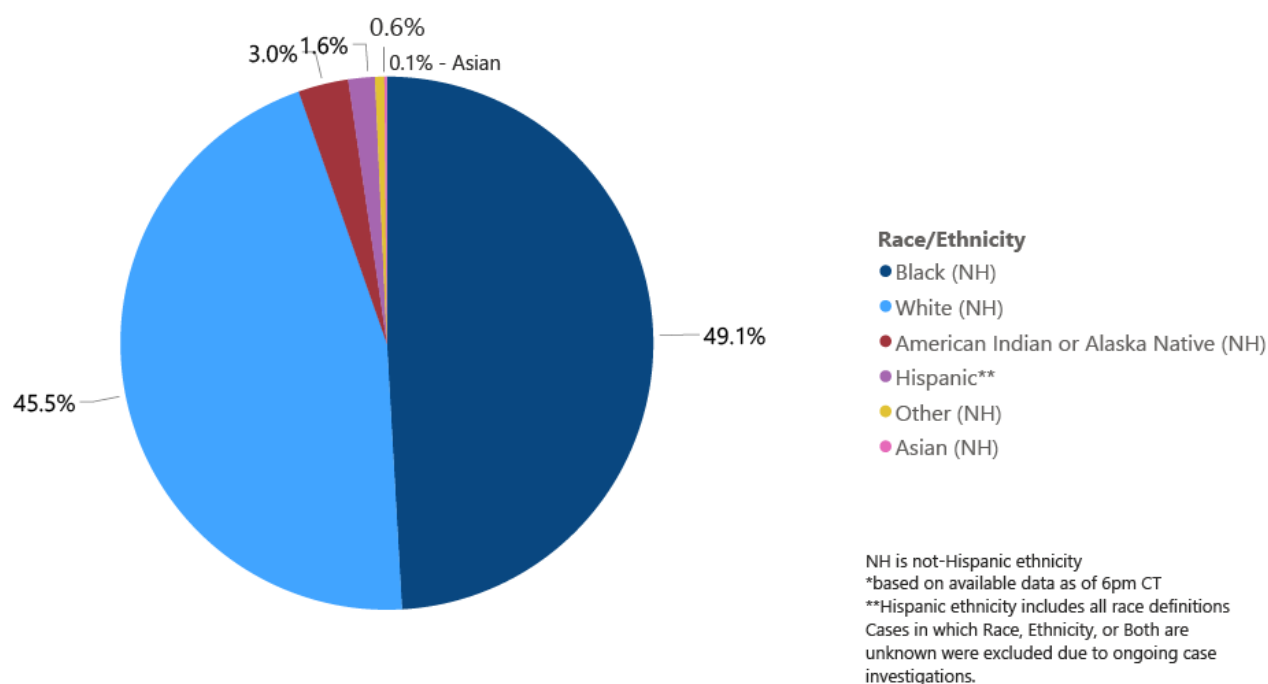


COVID-19 Underlying Conditions in Deaths by Race/Ethnicity through August 27, 2020*, Mississippi

Race/Ethnicity ● Black (NH) ● White (NH) ● American Indian or Alaska Native (NH) ● Hispanic** ● Other (NH) ● Asian (NH)

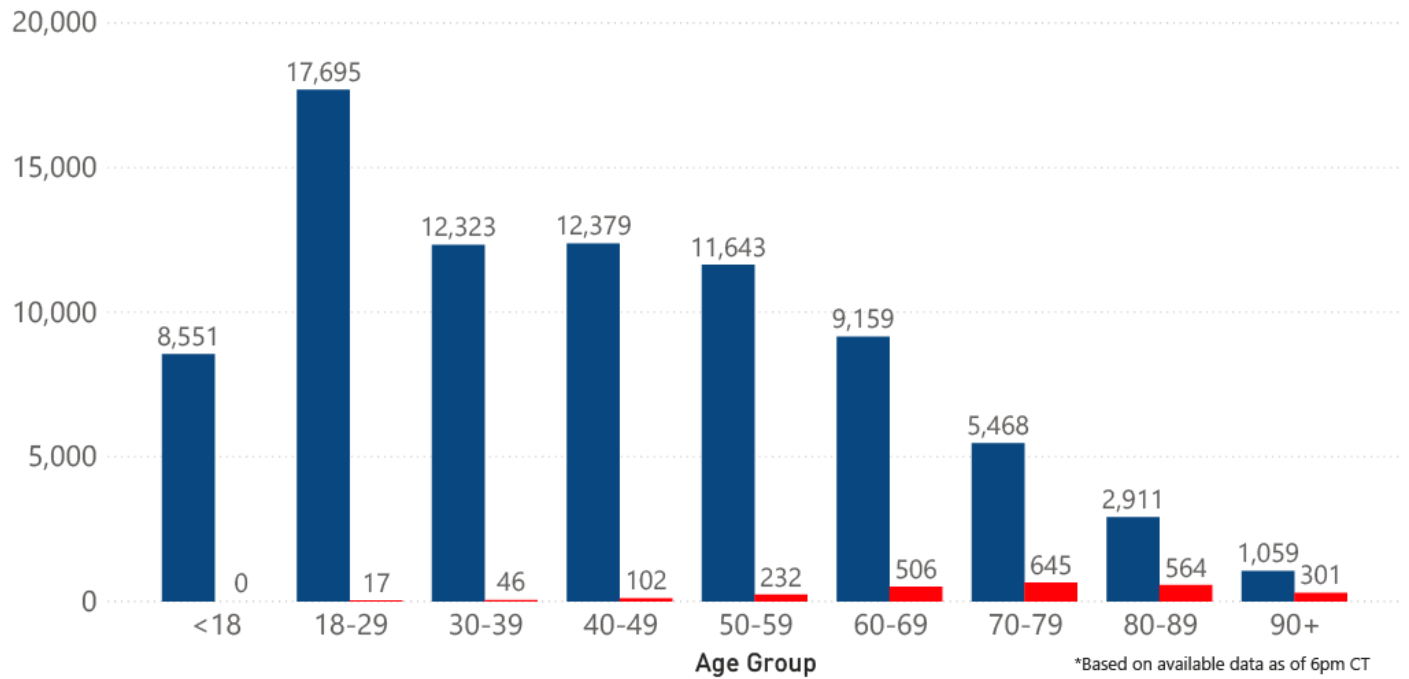


COVID-19 Deaths by Race/Ethnicity through August 27, 2020*, Mississippi

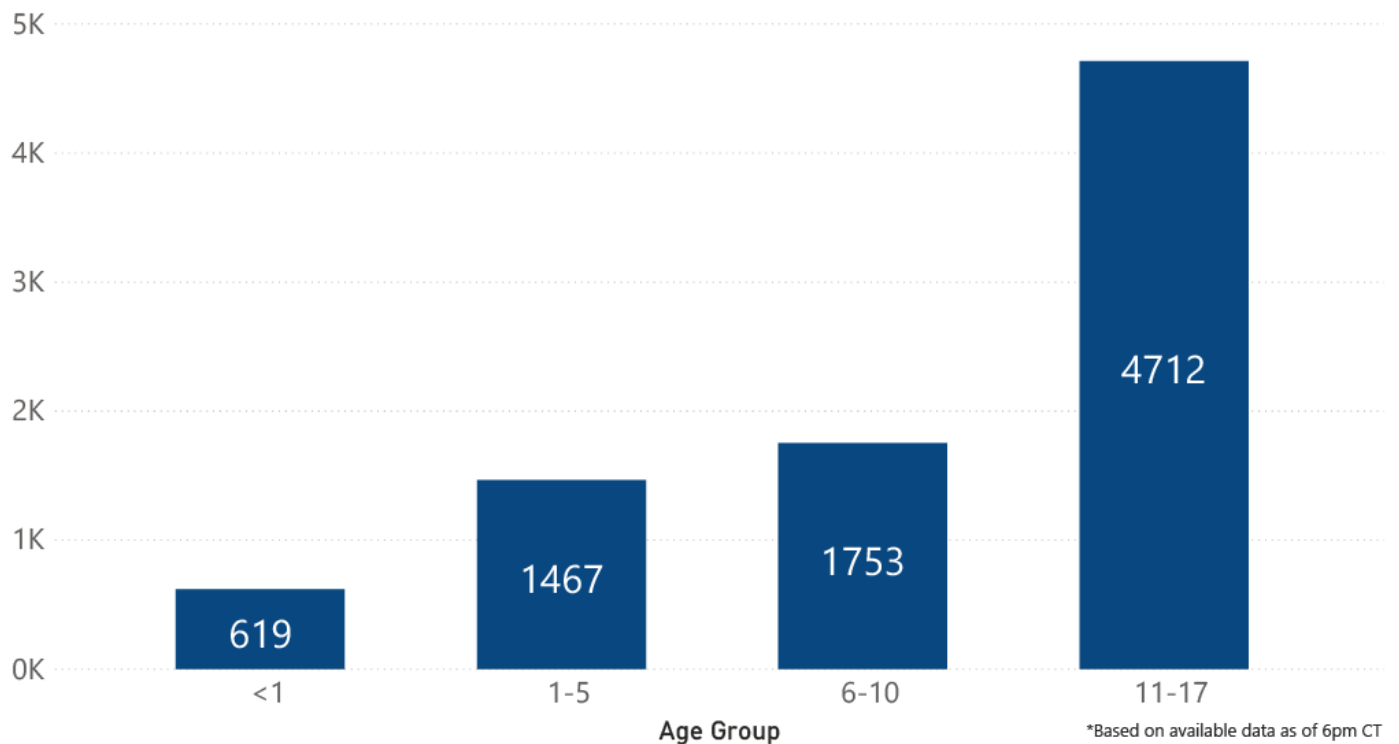


COVID-19 Cases and Deaths by Age Group through August 27, 2020*, Mississippi

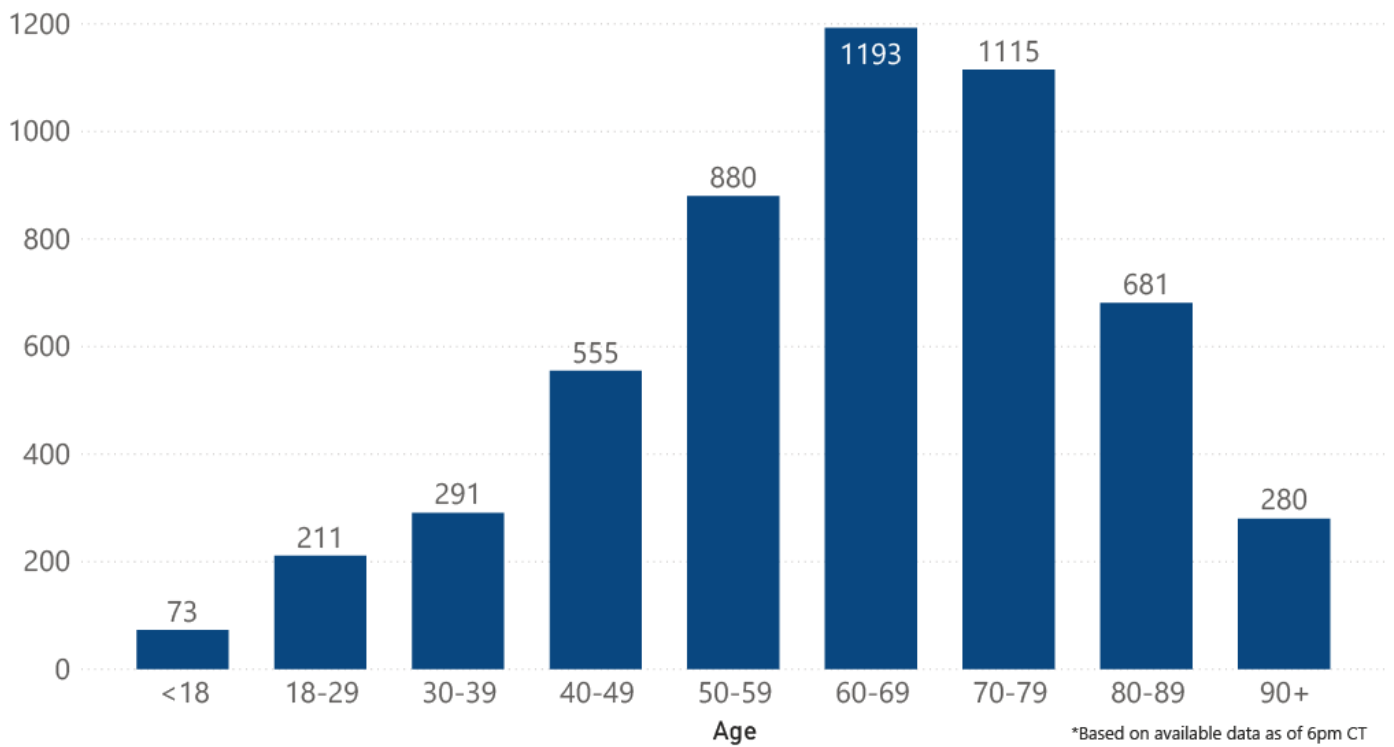
● Cases ● Deaths



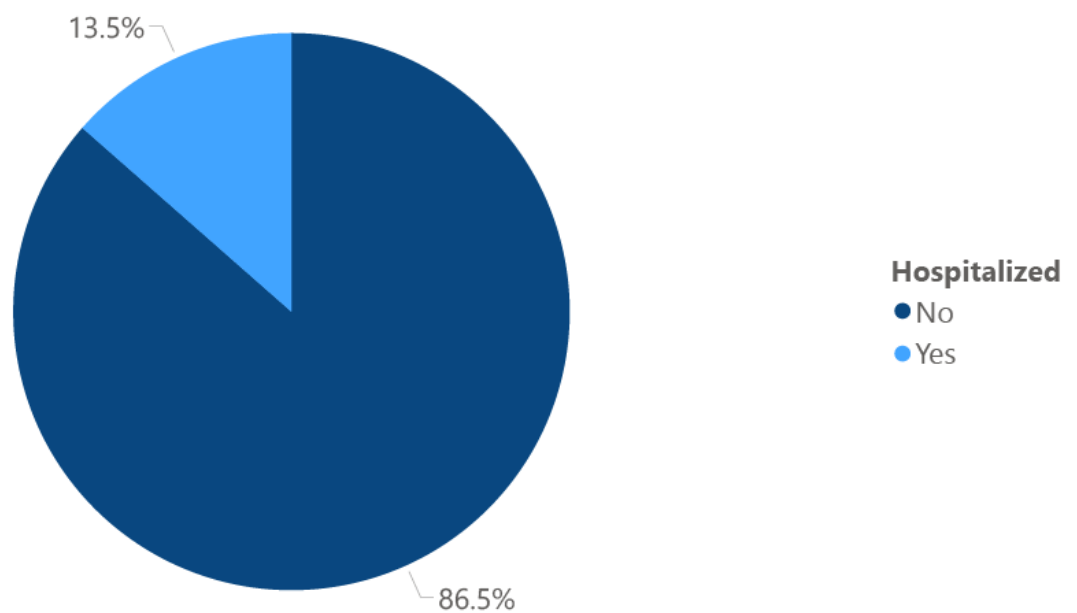
COVID-19 Pediatric Cases by Age Group through August 27, 2020*, Mississippi



COVID-19 Hospitalized Cases by Age through August 27, 2020*, Mississippi



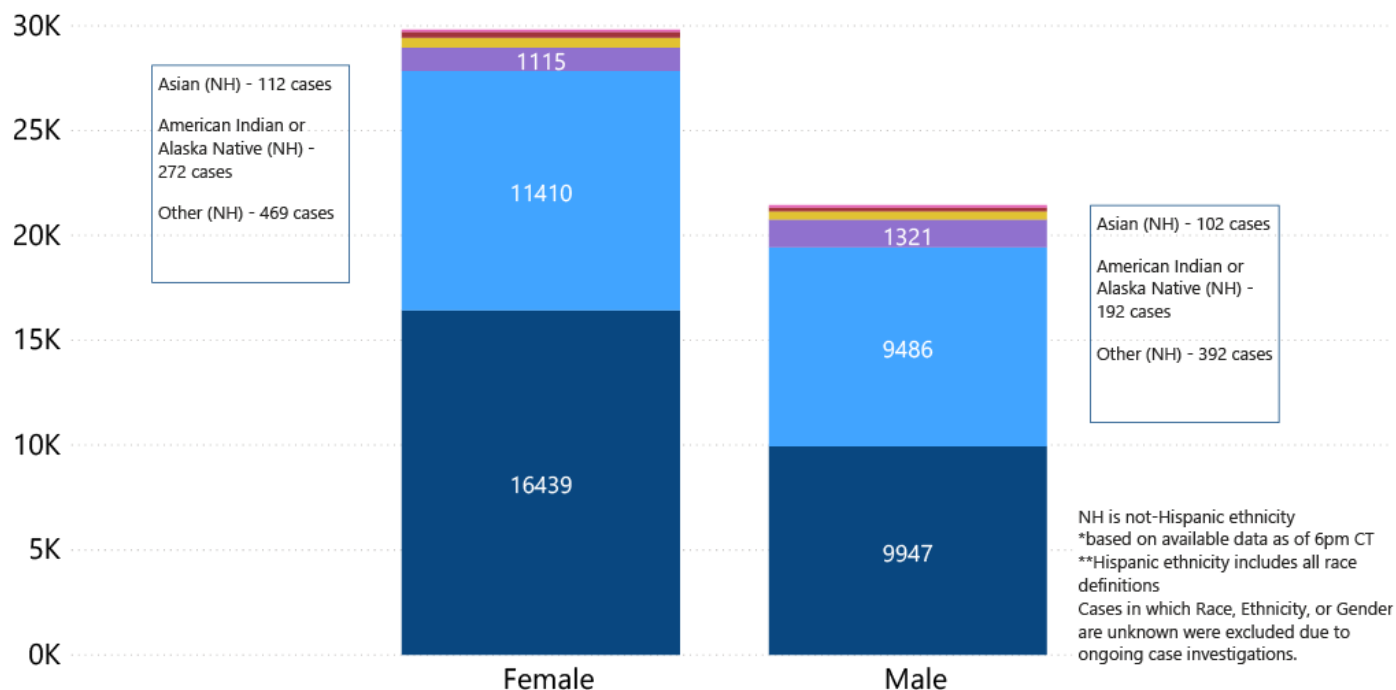
COVID-19 Cumulative Hospitalizations-Investigated Cases August 27, 2020 *



* Cases in which hospitalization is unknown were excluded due to ongoing case investigations; based on available data as of 6 pm CT

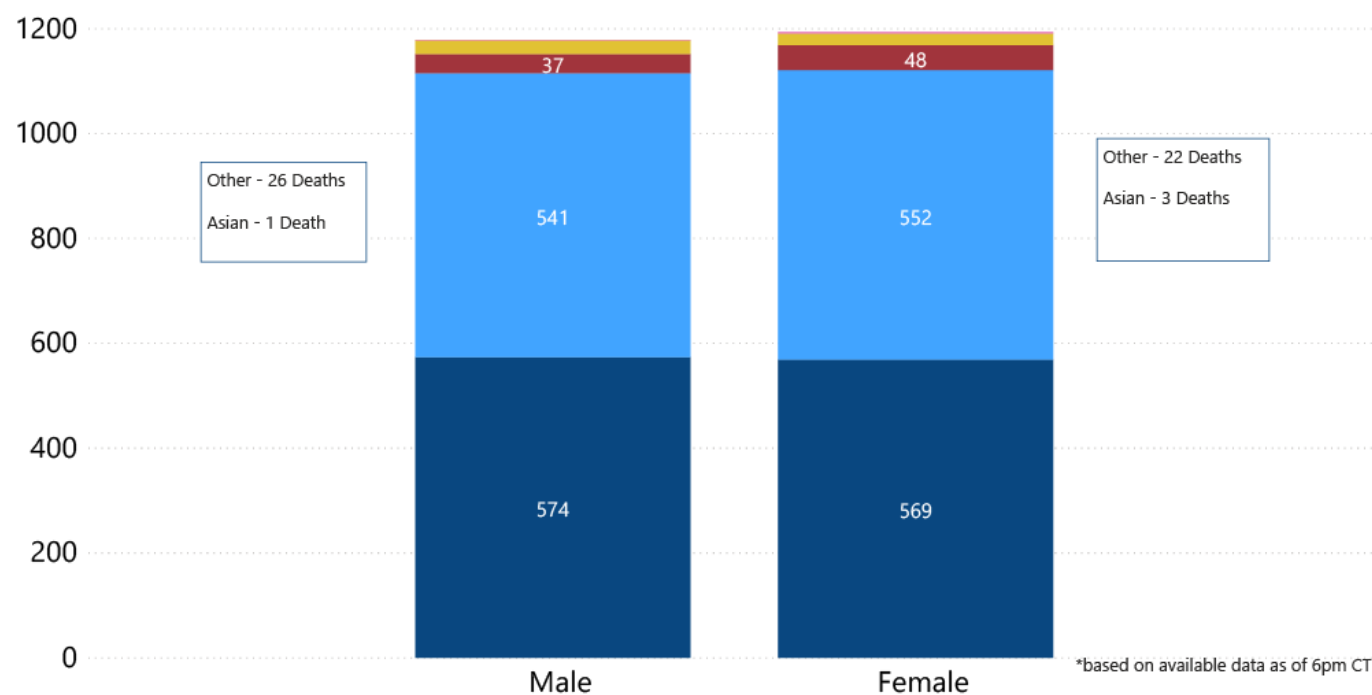
COVID-19 Cases by Race/Ethnicity and Gender through August 27, 2020*, Mississippi

Race/Ethnicity ● Black (NH) ● White (NH) ● Hispanic** ● Other (NH) ● American Indian or Alaska Native (NH) ● Asian (NH)

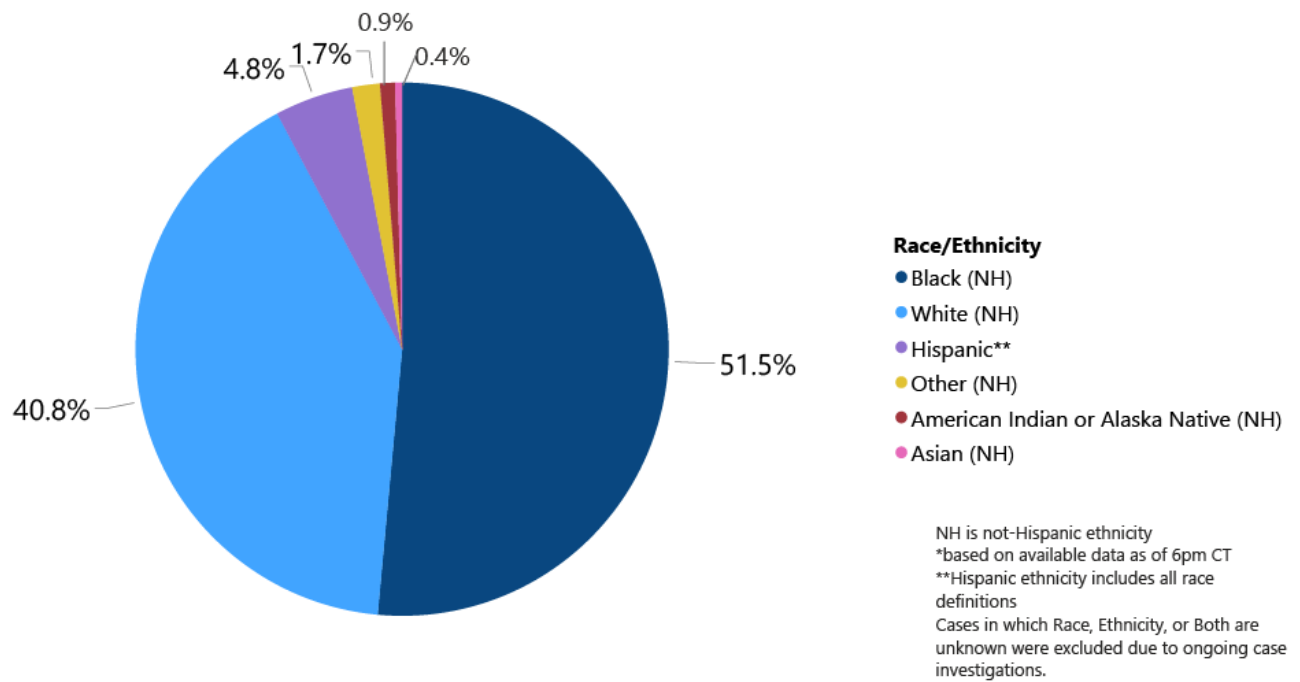


COVID-19 Deaths by Race and Gender through August 27, 2020*, Mississippi

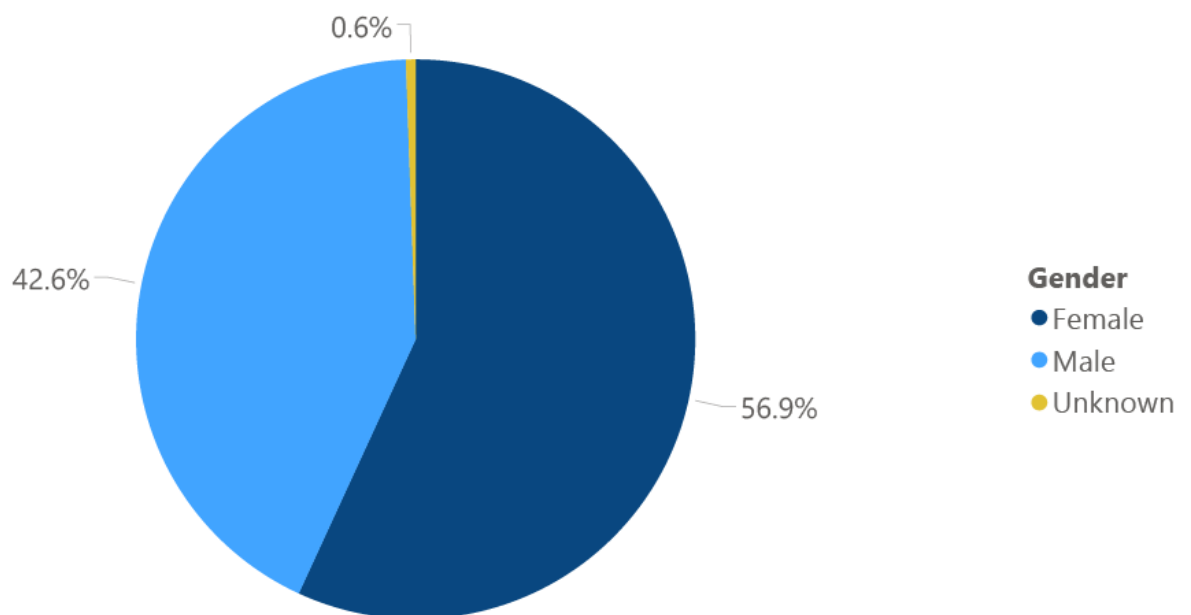
Race ● Black ● White ● American Indian or Alaska Native ● Other ● Asian



COVID-19 Cases by Race/Ethnicity through August 27, 2020*, Mississippi



COVID-19 Cases by Gender through August 27, 2020*, Mississippi



*Based on available data as of 6pm CT

Weekly High Case and High Incidence Counties

Tracking counties with recent high numbers of COVID-19 cases, adjusted for population, provides insight on where local outbreaks are most serious, and where protective measures should be increased. For more accurate reporting, these weekly charts include sample collection dates only up to seven days in the past to allow for case investigation and delays in lab test reports.

Cases counts in these charts is based on the date of testing, not the date the test result was reported, and include only those cases

where the date of testing is known.

They rank counties by weekly cases, and by incidence (cases proportional to population). A separate table ranking all counties is also available. **All tables updated weekly.**

► [Full tables of counties ranked by weekly incidence and cases](#) PDF

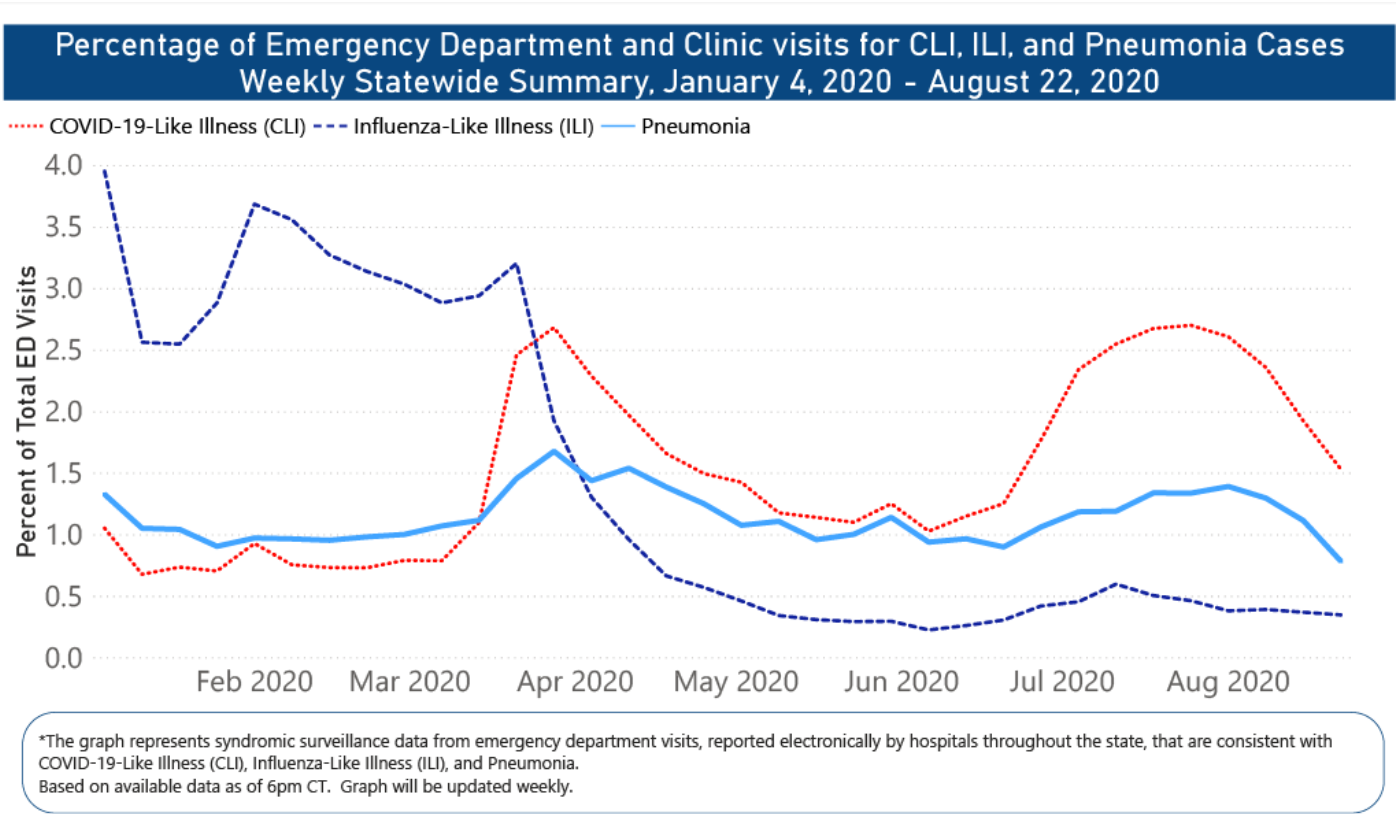
County	Cases (August 10-August 16)	Cases per 100,000 (August 10-August 16)	Cases to Date	Cases per 100,000 Total	Percent Change
LEE	198	231.8	2036	2383.1	11%
HINDS	84	36.2	6292	2713.9	1%
HARRISON	72	34.6	3061	1471.1	2%
PRENTISS	68	270.6	557	2216.8	14%
DESOTO	67	36.2	4320	2335.8	2%
RANKIN	56	36.1	2688	1731.2	2%
UNION	54	187.4	826	2866.6	7%
JACKSON	47	32.7	2775	1932.2	2%
MONROE	45	127.7	974	2763.0	5%
SIMPSON	44	165.1	897	3364.8	5%
PONTOTOC	43	133.6	983	3055.3	5%
WARREN	43	94.8	1248	2750.0	4%

*based on available data as of 6pm CT
 Cases based on test date. Cases without test date excluded due to ongoing investigations.
 Table will be updated weekly. A one week lag is used for reporting.

County	Cases (August 10-August 16)	Cases per 100,000 (August 10-August 16)	Cases to Date	Cases per 100,000 Total	Percent Change
WEBSTER	27	278.7	282	2910.5	11%
PRENTISS	68	270.6	557	2216.8	14%
LEE	198	231.8	2036	2383.1	11%
TISHOMINGO	42	216.7	511	2636.3	9%
UNION	54	187.4	826	2866.6	7%
CHICKASAW	32	187.1	562	3286.0	6%
ITAWAMBA	41	175.3	483	2065.0	9%
COVINGTON	31	166.3	702	3766.9	5%
SIMPSON	44	165.1	897	3364.8	5%
TIPPAH	32	145.4	500	2271.2	7%
JEFFERSON DAVIS	15	134.8	271	2435.3	6%
PONTOTOC	43	133.6	983	3055.3	5%

*based on available data as of 6pm CT
 Cases based on test date. Cases without test date excluded due to ongoing investigations.
 Table will be updated weekly. A one week lag is used for reporting.

Emergency department visits by those with symptoms characteristic of COVID-19, influenza and pneumonia, updated weekly.



Estimated Recoveries

Presumed COVID-19 cases recovered, estimated weekly (does not include cases still under investigation).



U.S. and World Cases

- ▶ [COVID-19 cases in the United States \(CDC\)](#)
 - ▶ [U.S. COVID-19 Tracker \(CDC\)](#)
 - ▶ [COVID-19 Global Case Map \(Johns Hopkins University\)](#)
-

COVID-19 Testing

Statewide Combined Testing as of August 27

COVID-19 testing providers around the state include commercial laboratories as well as hospital labs. Combined with testing done by the MSDH Public Health Laboratory, the figures provide a complete picture of all Mississippi testing.

PCR testing detects current, active COVID-19 infection in an individual.

Antibody (serology) testing identifies individuals with past COVID-19 infection based on antibodies they develop one to three weeks after infection.

Antigen testing is another way to identify current COVID-19 infection.

	Total tests	PCR	Antibody	Antigen
MSDH Public Health Laboratory	98,655	97,415	1,240	0
Other testing providers	514,488	461,995	23,760	28,733
Total tests for COVID-19 statewide	613,143	559,410	25,000	28,733

MSDH Individuals Tested as of August 28

MSDH Public Health Laboratory (MPHL) testing totals as of 3 p.m. These totals are for tests performed at the MPHL only.

- Total individuals tested by the MPHL: **75,177**
- Total positive individuals from MPHL tests: **8,323**

Getting Tested for COVID-19

The MSDH Public Health Laboratory, its partners, and private providers are testing statewide for COVID-19.

Anyone with symptoms of fever, severe cough or severe chest pains – especially those who are older or in poor health – should make arrangements for testing with their doctor or one of the many healthcare providers now performing testing. Healthcare providers can assess your health history and symptoms, and perform testing for COVID-19 as needed. MSDH is also helping conduct free drive-up testing sites in many parts of the state. **Always call ahead to the testing provider for instructions on safely being examined before you visit for your test.**

- ▶ [Find a COVID-19 testing provider near you](#)

- ▶ [Video: A tour through COVID-19 testing at the MSDH Public Health Lab](#)

Prevention and Guidance for Individuals and the Community

- ▶ [Preventive steps to take, recommendations, guidance and general information on COVID-19](#)

Subscribe to our free newsletter and health alerts:



Last reviewed on Mar 5,
2020

[error on this](#)

[email page](#)

[print](#)

Related resources

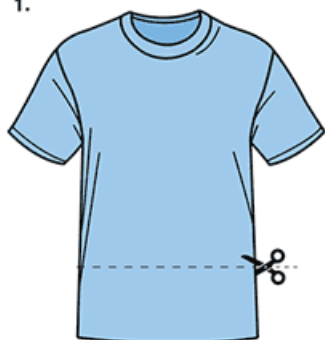
- ▶ [Local COVID-19 Testing Providers](#)
- ▶ [COVID-19 Guidance and Prevention for Individuals and the Community](#)
Updated August 27, 2020

More topics

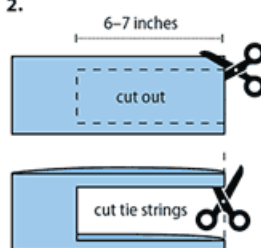
- ▶ [\[Espanol, Tieng Viet, ASL \]](#)
- ▶ [County Data](#)
- ▶ [Diagnostic Testing EUA](#)
- ▶ [Handouts and Posters](#)
- ▶ [Healthcare Professionals](#)
- ▶ [Interactive Map and Charts](#)
- ▶ [Long-Term Care Outbreaks](#)
- ▶ [Prevention and Safety Guidance](#)
- ▶ [School Cases and Outbreaks](#)
- ▶ [Testing for COVID-19](#)

Make your own face covering

1.

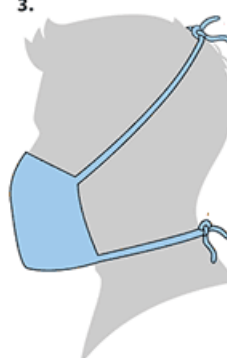


2.



[FIND OUT MORE](#)

3.



Administration
Board of Health
County Offices
Institutional Review
Jobs
Locations
Public Health Laboratory
RFPs/Grants

More »

Intranet
OHIT+ER Service Center
Webmail

INFORMATION

Apps
Calendar of Events
Contact Us
Meetings
Health Resources
Hotlines
Locations
News
Newsletter
Phone Numbers
Español

I NEED A ...

Birth Certificate
Certificate of Need
Children's Health Insurance
Complaint Form
Criminal History Check
Death Certificate
Divorce Record
Food Permit
Immunization Record
J-1 Visa
License Verification
Marriage Record
Professional License
Public Records Request
Wastewater Application

PUBLICATIONS

Annual Report
CON Weekly Reports
Health Facilities Directory
Mississippi Morbidity Reports
Public Health Report
State Health Plan
Strategic Plan

[More »](#)

Mississippi State Department of Health • 570 East Woodrow Wilson Dr • Jackson, MS 39216 • 866-HLTHY4U • [Contact and information](#)

